09/13 rev. 2

Catalogo Ricambi
Spare Parts Catalogue

NORME DA OSSERVARE PER L'ORDINAZIONE DELLE PARTI DI RICAMBIO

1. Per le ordinazioni delle parti di ricambio citare sempre:
il numero di codice, la denominazione e i numeri di matricola del motore e del telaio.

2. La ricerca del pezzo di ricambio si effettua come segue:
Individuare nella tavola il numero di figura del pezzo occorrente; ricercare nella parte descrittiva il relativo numero di codice e la denominazione.

3. I particolari contrassegnati con un "cerchio vuoto" (o), vengono consegnati unitamente ai particolari aventi come riferimento un "cerchio pieno" (●),che nella distinta sono elencati di seguito.

4. Definizione del modello specifico: la prima cifra indica il tipo di moto e l'anno di costruzione, la lettera indica il paese di destinazione, la seconda cifra indica la colorazione.
Vedere tabella relativa per l'identificazione del modello.

5. Le indicazioni di destra e sinistra si riferiscono ai lati del veicolo rispetto al senso di marcia.

INSTRUCTIONS TO BE FOLLOWED WHEN ORDERING SPARE PARTS

1. All orders of spare parts must clearly indicate:
Item code number, description and serial numbers both of frame and engine.

2. To determinate the spare part proceed as follows:
On the drawing find out the position number of the required item; On the part list you will find relevant code number and description.

3. The parts marked with an empty cyrcle (o), are delivered together with details marked by a full circle (●), which are listed below.

4. Definition of the specific model: The first figure shows the kind of motorcycle and its year of manufacture, the letter shows the country of destination, the second figure shows the colour.
See relevant table for model identification.

5. Reference to right and left apply to the vehicle in terms of its direction of movement.

TABELLA IDENTIFICAZIONE MODELLO
MODEL IDENTIFICATION TABLE

ESEMPIO / *EXAMPLE*
Codice - Code: 1 A 1 Colorazione (*Colouring*) Paese di destinazione (*Country of destination*) Tipo di motociclo e anno di produzione (*Motorcycle Type and Model Year*)

COLORAZIONE *COLOURING*	CIFRA DI RIFERIMENTO *REFERENCE N.*
Bianco - Rosso (*White - Red*)	1
Nero	2
TUTTI I COLORI (*all colours*)	4

MOTOCICLO *MOTORCYCLE*	ANNO DI COSTRUZIONE *MODEL YEAR*	CIFRA DI RIFERIMENTO *REFERENCE N.*
DB9	2012	1
DB9S	2012	2
DB9C	2012	3
DB9SC	2012	4
ALL MODELS	2012	5

PAESE DI DESTINAZIONE *COUNTRY OF DESTINATION*	LETTERA DI RIFERIMENTO *REFERENCE CHARACTER*
Italia - *Italy*	I
Europa - *Europe*	E
Australia - *Australia*	A
Taiwan - *Taiwan*	W
Inghilterra - *UK*	K
Brasile - *Brasil*	B
Giappone - *Japan*	J
Francia - *France*	F
Russia - *Russia*	R
Cina- *China*	C
Tutti - *All*	T

EMESSO: 09-13

ISSUED: 09-13

pag. page	Tavola Drawing	SOMMARIO	CONTENTS
4	001	ATTREZZI SPECIALI PER STAZIONI DI SERVIZIO	WORKSHOP SPECIAL TOOLS
6	001a	ATTREZZI SPECIALI PER STAZIONI DI SERVIZIO	WORKSHOP SPECIAL TOOLS
8	002	COMANDO CAMBIO	GEARCHANGE
12	003	CAMBIO	GEAR-BOX
16	004	FRIZIONE	CLUTCH
18	005	COPERCHIO FRIZIONE	CLUTCH COVER
20	006	IMBIELLAGGIO	CRANKSHAFT
24	007	CILINDRI - PISTONI	CYLINDERS - PISTONS
26	008	DISTRIBUZIONE	TIMING
28	009	FILTRI E POMPA OLIO	FILTERS AND OIL PUMP
30	010	COPPIA SEMICARTERS	HALF CRANKCASES
34	010a	COPPIA SEMICARTERS	HALF CRANKCASES
36	011	COPERCHIO ALTERNATORE - POMPA ACQUA	ALTERNATOR COVER - WATER PUMP
40	012	AVVIAMENTO ELETTRICO E ACCENSIONE	ELECTRIC STARTER AND IGNITION
42	013	TESTA: DISTRIBUZIONE	HEAD: TIMING
44	014	TESTA VERTICALE	VERTICAL HEAD
48	015	TESTA ORIZZONTALE	HORIZONTAL HEAD
52	016	CORPO FARFALLATO	THROTTLE BODY
56	017	ASPIRAZIONE ARIA E E SFIATO OLIO	AIR INDUCTION AND OIL VENT
58	018	TELAIO	FRAME
60	019	SISTEMA DI STERZO	STEERING SYSTEM
62	019a	SEMIMANUBRI E COMANDI	HALF HANDLEBARS AND CONTROLS
64	019b	COMANDO FRIZIONE	CLUTCH CONTROL
66	019c	LEVE OPTIONAL	OPTIONAL CONTROLS
68	020	FORCELLA ANTERIORE	RIGHT HANDLEBAR AND CONTROLS
70	020a	FORCELLA ANTERIORE MONODISCO	FRONT FORK FOR BOUNDARY BRAKE DISC
72	020b	AMMORTIZZATORE DI STERZO	STEERING DAMPER

pag. page	Tavola Drawing	SOMMARIO	CONTENTS
74	021	FORCELLONE POSTERIORE	REAR SWINGARM
78	022	SOSPENSIONE POSTERIORE	REAR SUSPENSION
82	023	PEDANA SINISTRA	L.H. FOOT REST
86	024	PEDANA DESTRA	R.H. FOOT REST
90	025	RADIATORE OLIO	OIL COOLER
92	026	CIRCUITO DI RAFFREDDAMENTO	COOLING SYSTEM
94	027	RADIATORE ACQUA	WATER COOLER
96	028	RUOTA ANTERIORE	FRONT WHEEL
98	028a	RUOTA ANTERIORE PER DISCO PERIFERICO	FRONT WHEEL FOR BOUNDARY BRAKE DISC
100	029	RUOTA POSTERIORE	REAR WHEEL
102	030	FRENO POSTERIORE	REAR BRAKE
104	031	CAVALLETTO LATERALE	SIDE STAND
106	032	GRUPPO SCARICO	EXHAUST SYSTEM
108	033	TELAIETTO REGGISELLA	REAR CHASSIS
112	034	FANALE ANTERIORE	HEAD-LIGHT
114	035	SERBATOIO	FUEL TANK
116	036	SCOCCA POSTERIORE	TAIL
120	037	CUPOLINO E CRUSCOTTO	HEAD-LIGHT FAIRING AND DASHBOARD
122	038	CARENATURA	FAIRING
126	039	IMPIANTO ELETTRICO	ELECTRIC SYSTEM
128	040	SUPPORTO BATTERIA	BATTERY BOX
130	041	DOTAZIONE VEICOLO	VEHICLE TOOLS

001

ATTREZZI SPECIALI PER STAZIONI DI SERVIZIO

WORKSHOP SPECIAL TOOLS

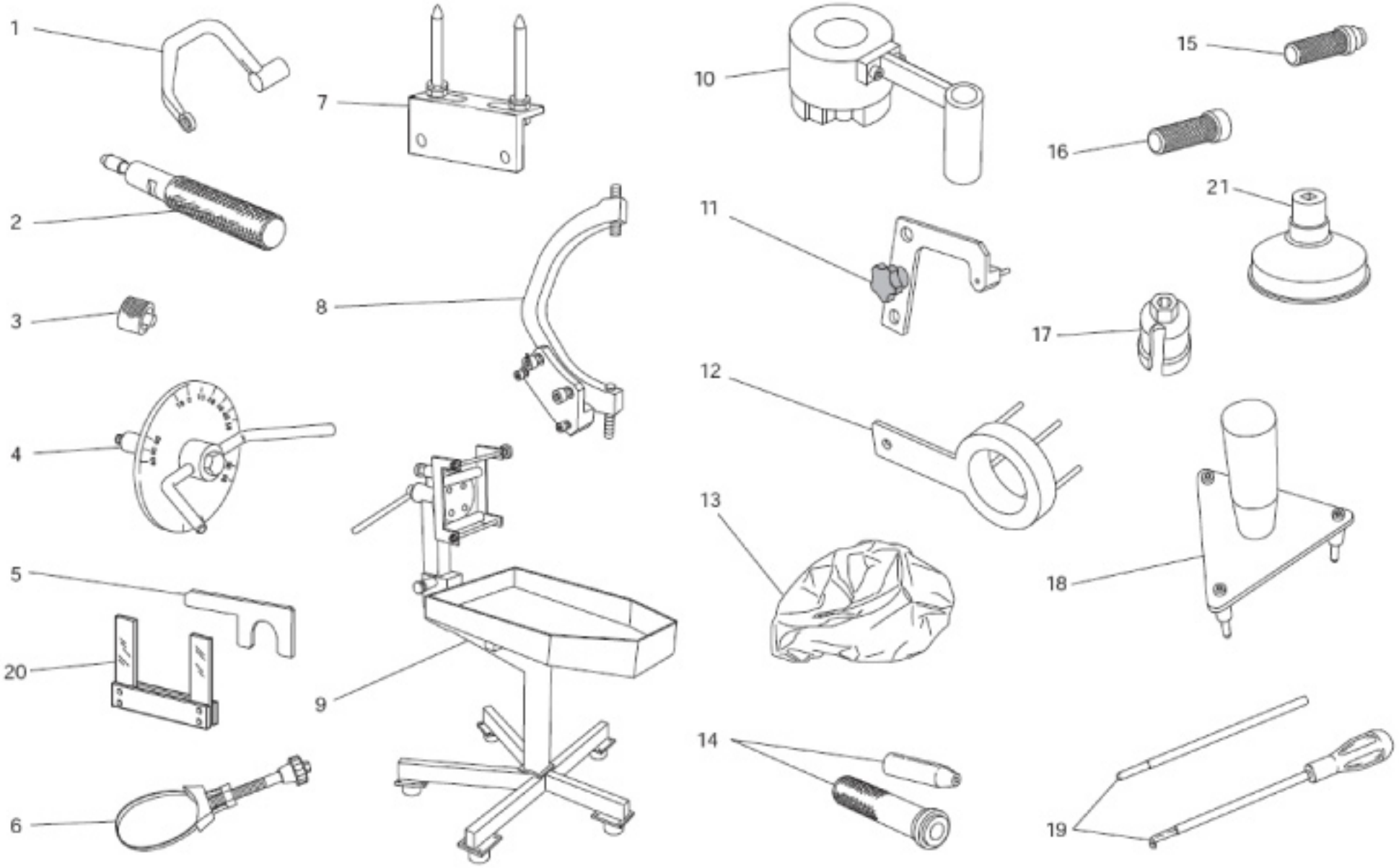

TAVOLA DRAWING **001**

ATTREZZI SPECIALI PER STAZIONI DI SERVIZIO

WORKSHOP SPECIAL TOOLS

NOTE NOTES	POS. NO.	N.CODICE CODE NO.	DENOMINAZIONE	DESCRIPTION	MODELLO MODEL	Q.TA' Q.TY
	1	887.132.676	Chiave per bloccaggio dadi testa	Head nuts holder wrench		1
	2	887.132.442	Attrezzo per piantaggio anello tenuta valvole ø7	Tool to drive valve seal ring ø7		1
	3	887.651.298	Distanziale controllo registro inferiore valvola	Spacer for checking lower valve shim		1
	4	887.651.657	Attrezzo porta disco graduato per controllo anticipo con disco	Degree wheel holder tool for ignition advance check		1
	5	887.132.878	Distanziale e spessimetro a forchetta 0,2/0,3 mm	Spacer and fork feeler gauge 0,2/0,3 mm		1
	6	887.132.906	Chiave serraggio cartuccia olio	Wrench to tighten oil filter cartridge		1
	7	887.132.103	Base per montaggio testa	Head mounting base		1
	8	887.133.367	Chiave volano	Flywheel Wrench		1
	9	887.131.832	Banco lavoro per riparazione motore	Bench for engine repair		1
	10	887.133.408	Attrezzo di reazione campana frizione "FCC" a bagno d'olio	Reaction tool for wet "FCC" clutch		1
	11	887.133.334	Piastrino per posizionamento forcella innesto marce	Plate for positioning gear engagement fork		1
	12	887.133.417	Chiave di reazione	Torque wrench		1
	13	887.131.886	Telo coprimotore	Engine canvas		1
	14	887.005.749	Cappuccio assemblaggio semicarter	Crankcases assembling cap		1
	15	887.130.869	Attrezzo montaggio tenuta frontale pompa acqua	Tool for assembling water pump front seal		1
	16	887.130.870	Attrezzo montaggio controfaccia per tenuta frontale pompa acqua	Tool for assembling water pump front seal		1
	17	887.133.407	Bussola (Sensore posizione Cambio)	Bush (Gearbox position sensor)		1
	18	887.133.352	Attrezzo fasatura (Serie dischi frizione)	Tool for timing (Clutch plates set)		1
	19	887.132.069	Kit per tensionare molle bilancieri	Rocker spring pre-load compound kit		1
	20	887.651.000	Spessimetro a forchetta 0,1 mm	Fork feeler gauge 0.1 mm		1
	20	887.651.005	Spessimetro a forchetta 0,2 mm	Fork feeler gauge 0,2 mm		1
	20	887.651.006	Spessimetro a forchetta 0,3 mm	Fork feeler gauge 0.3 mm		1
	21	887.130.944	Chiave serraggio cartuccia olio	Wrench to tighten oil filter cartridge		1

EMESSO: 09-13 ISSUED: 09-13

TAVOLA
DRAWING

001a

ATTREZZI SPECIALI PER STAZIONI DI SERVIZIO

WORKSHOP SPECIAL TOOLS

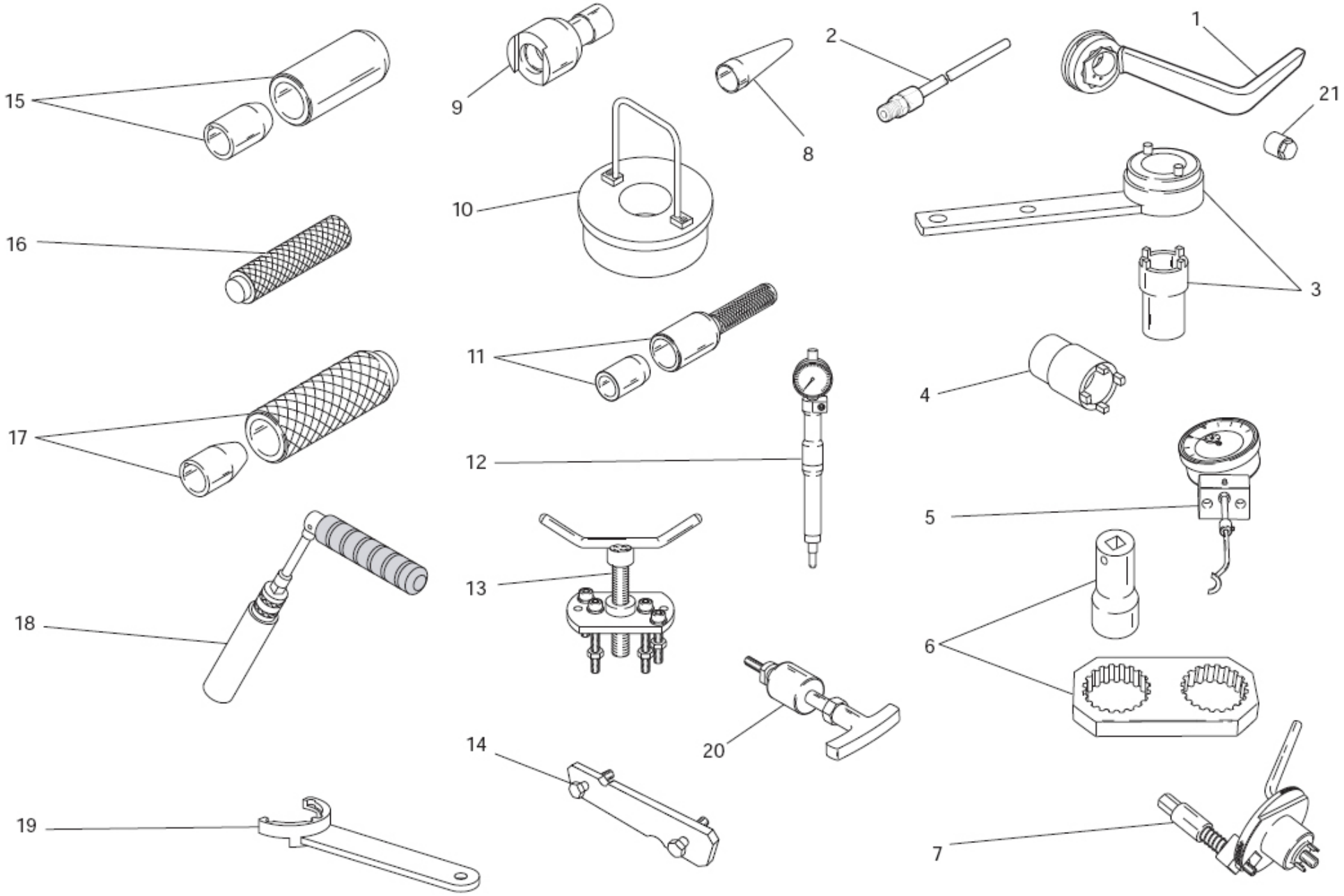

TAVOLA
DRAWING

001a

ATTREZZI SPECIALI PER STAZIONI DI SERVIZIO

WORKSHOP SPECIAL TOOLS

NOTE NOTES	POS. NO.	N.CODICE CODE NO.	DENOMINAZIONE	DESCRIPTION	MODELLO MODEL	Q.TA' Q.TY
	1	887.133.497	Chiave tensionamento tenditore cinghia mobile	Wrench for tensioning mobile belt tensioner		1
	2	887.131.010	Raccordo prelievo gas di scarico	Union for exhaust gas suction		1
	3	887.131.805	Attrezzo serraggio puleggia motrice	Driving roller tightening tool		1
	4	887.133.406	Chiave serraggio ghiera pignone primaria	Wrench for tightening primary transmission ring nut		1
	5	887.651.518	Calibro alzata valvola	Valve lift gauge		1
	6	887.131.806	Attrezzo di reazione per serraggio pulegge	Reaction tool for belt roller tightening		1
	7	887.132.011	Attrezzo per bloccaggio albero motore al PMS	Tool to hold crankshaft in TDC position		1
	8	887.131.920	Attrezzo inserimento anelli OR su prigionieri	Tool to fit O-rings onto stud bolts		1
	9	887.131.821	Chiave serraggio perni tenditori	Wrench to tighten tensioning bolts		1
	10	887.132.870	Attrezzo guida biella	Con-rod guiding tool		1
	11	887.133.521	Punzone per piantaggio anello tenuta	Punch tool for driving seal ring		1
	12	887.132.090	Calibro controllo P.M.S.	T.D.C. control gauge		1
	13	887.131.749	Estrattore per puleggia motrice	Drive roller puller		1
	14	887.651.623	Attrezzo fasatura pulegge distribuzione	Belt roller timing tool		1
	15	887.132.861	Attrezzo per montare anelli di tenuta su alberi a cammes	Tool to fit seals on camshafts		1
	16	887.131.980	Punzone piantaggio scodellini su alberi	Drift to drive retainers onto shafts		1
	17	887.132.834	Punzone montaggio anello elastico	Snap ring installation tool		1
	18	887.132.877	Chiave per candele	Spark plug tool		1
	19	887.133.219	Attrezzo di reazione per serraggio pulegge	Reaction tool for belt roller tightening		1
	20	887.131.994	Estrattore per perni bilanciere	Rocker shaft extractor		1
	21	887.133.734	Chiave tensionamento tenditore cinghia mobile	Wrench for tensioning mobile belt tensioner		1

EMESSO: 09-13

ISSUED: 09-13

002 COMANDO CAMBIO GEARCHANGE

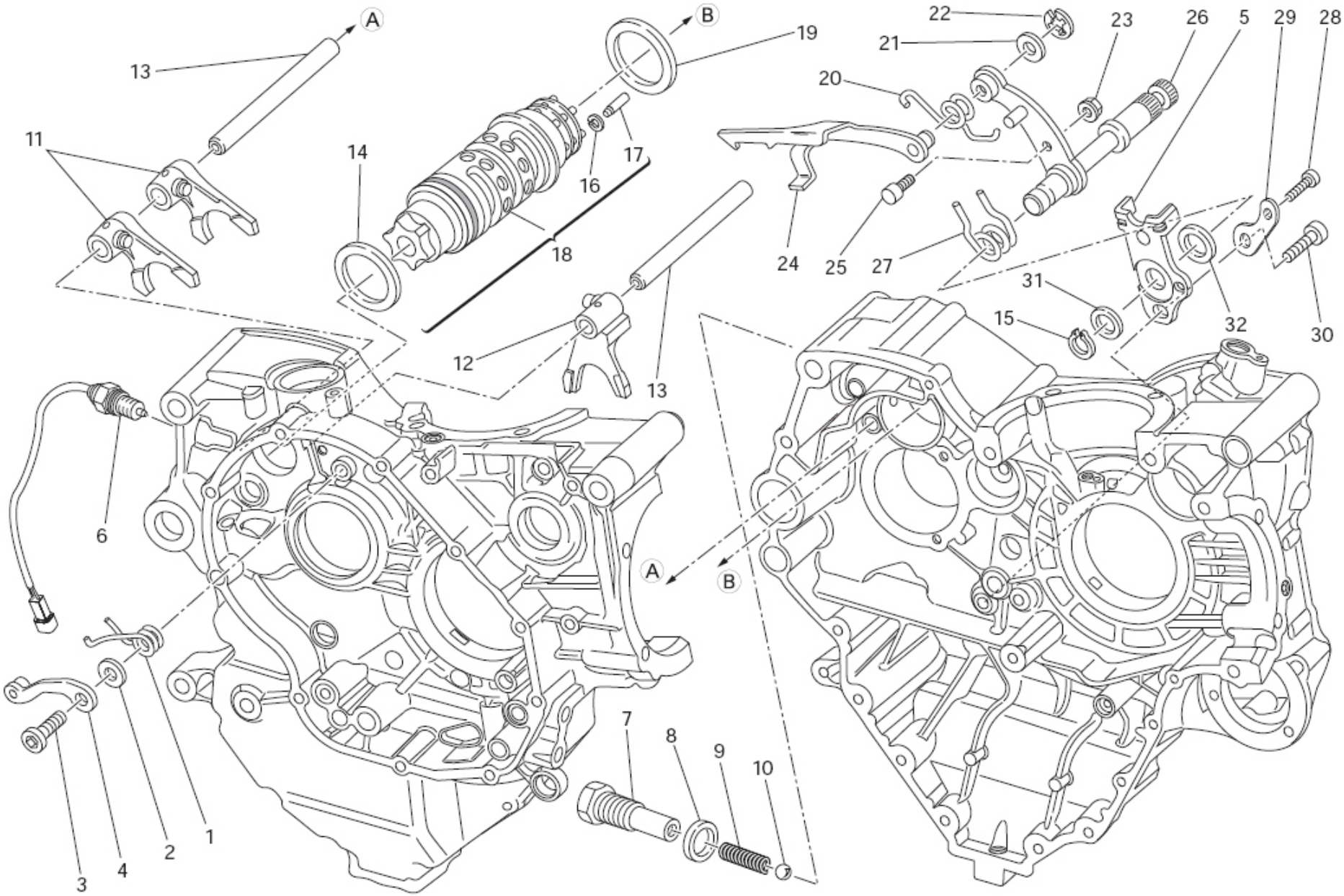

TAVOLA
DRAWING

002

COMANDO CAMBIO **GEARCHANGE**

NOTE NOTES	POS. NO.	N.CODICE CODE NO.	DENOMINAZIONE	DESCRIPTION	MODELLO MODEL	Q.TA' Q.TY
	1	799.1.049.1A	Molla ritorno	Return spring		1
	2	852.1.053.2A	Rosetta	Washer		1
	3	779.1.039.1A	Vite speciale	Special screw		1
	4	455.2.003.1A	Assieme saltarello fissa marce	Gear stopper assembly		1
	5	826.1.029.2A	Piastrina fine corsa	Stopper plate		1
	6	552.4.161.2C	Sensore posizione Cambio	Gearbox position sensor		1
	7	779.1.203.3A	Vite speciale	Special screw		1
	8	0272.91.090	Guarnizione	Gasket		1
	9	0660.13.143	Molla scatto marce	Gear selector spring		1
	10	768.351.134	Sfera	Ball		1
	11	180.Z.003.1A	Forcella inn. Marce 1°,4°-2°,3°	1st,4th-2nd,3rd gear selector fork		2
	12	180.Z.004.1A	Forcella innesto 5°,6°	5th,6th gear selector fork		1
	13	821.1.268.1A	Perno per forcella	Fork pin		2
	14	852.1.005.1A	Rosetta rasamento sp. 1	Shim th. 1		1
	15	735.001.542	Anello seeger	Circlip		1
	16	884.5.048.1A	Anello ferma rullini	Needle retaining ring		6
	17	821.1.325.1A	Perno	Pin		6
	18	182.2.041.1B	Tamburo cambio completo	Complete gearbox drum		1
	19	852.1.094.1A	Rosetta rasamento sp. 0,9	Shim th. 0.9		1
	20	799.1.482.1A	Molla ritorno forcella	Fork return spring		1

EMESSO: 09-13 ISSUED: 09-13

002 COMANDO CAMBIO GEARCHANGE

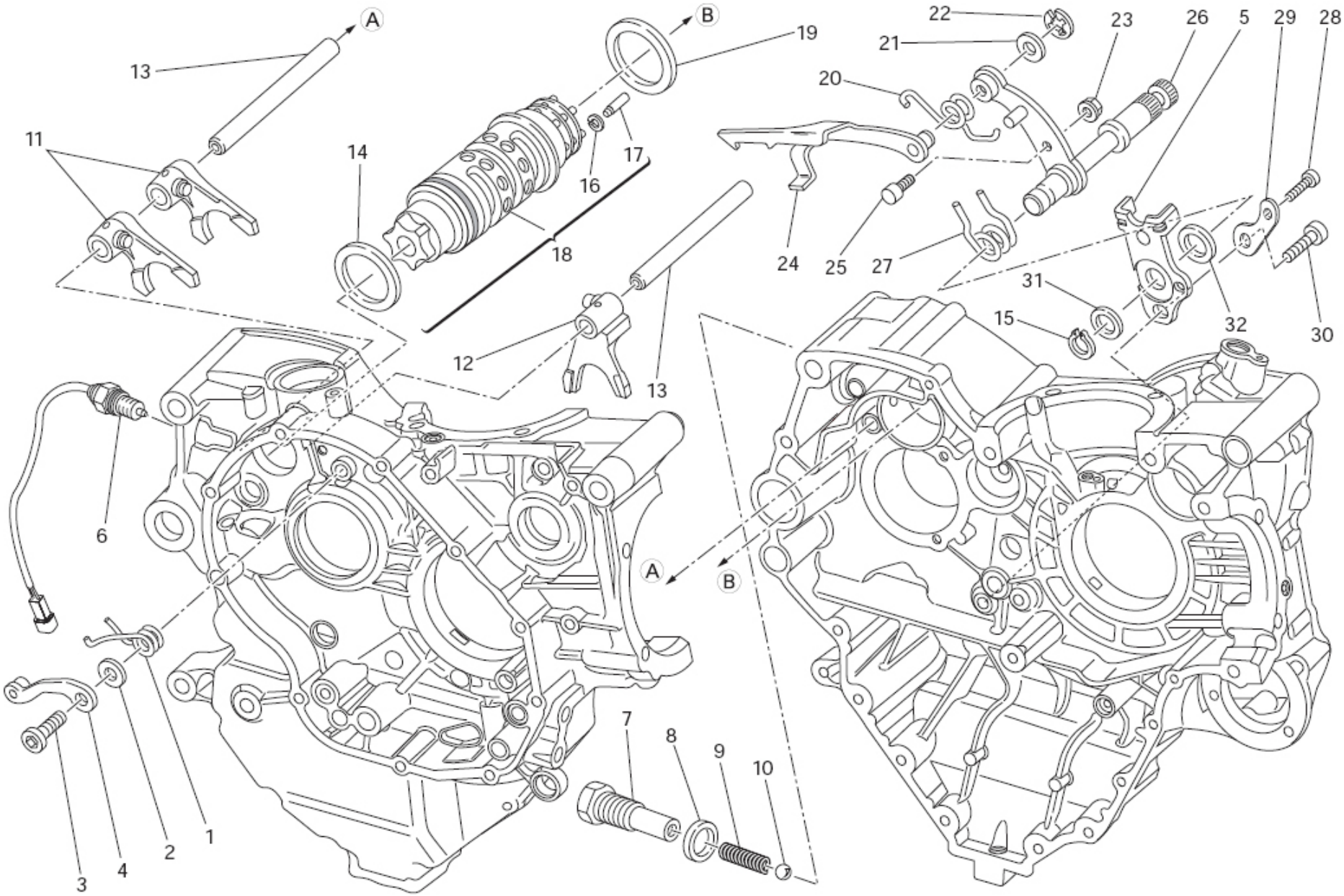

TAVOLA DRAWING **002** **COMANDO CAMBIO** **GEARCHANGE**

NOTE NOTES	POS. NO.	N.CODICE CODE NO.	DENOMINAZIONE	DESCRIPTION	MODELLO MODEL	Q.TA' Q.TY
	21	0400.09.050	Rosetta rasamento sp. 0,5	Shim th. 0.5		1
	21	0765.92.205	Rosetta rasamento sp. 0,2	Shim th. 0.2		2
	22	884.5.034.1A	Anello	Ring		1
	23	748.1.040.1A	Dado	Nut		1
	24	180.1.008.1A	Forcella comando tamburo cambio	Gearbox drum control fork		1
	25	0660.13.165	Perno per leva cambio	Gearchange lever pin		1
	26	821.1.001.1A	Perno con leva cambio	Pin with gearchange lever		1
	27	0799.13.110	Molla ritorno leva cambio	Gearchange lever return spring		1
	28	771.5.067.0Z	Vite	Screw		1
	29	713.1.915.1A	Distanziale	Spacer		1
	30	771.5.125.0Z	Vite	Screw		1
	31	0400.29.125	Rosetta rasamento sp. 0,2	Shim th. 0.2		2
	31	0400.29.126	Rosetta rasamento sp. 0,5	Shim th. 0.5		1
	32	881.1.012.1A	Anello di centraggio	Centering ring		1

EMESSO: 09-13 ISSUED: 09-13

003 CAMBIO GEAR-BOX

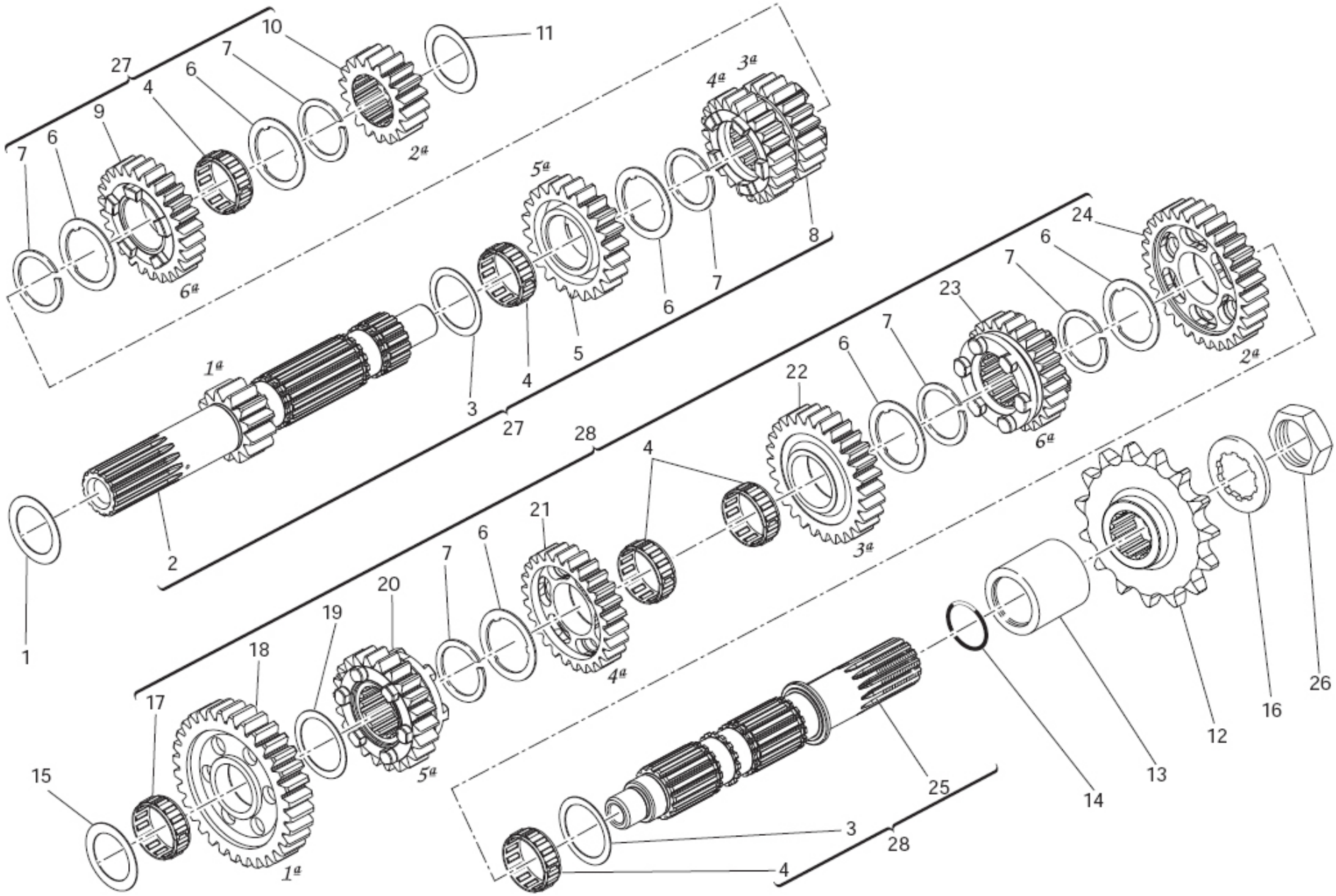

TAVOLA
DRAWING

003 CAMBIO GEAR-BOX

NOTE NOTES	POS. NO.	N.CODICE CODE NO.	DENOMINAZIONE	DESCRIPTION	MODELLO MODEL	Q.TA' Q.TY
	1	0251.47.054	Rosetta rasamento sp. 1,2	Shim th. 1.2		1
	2	149.1.083.1C	Albero primario cambio	Gearbox main shaft		1
	3	0670.16.150	Rosetta rasamento sp. 0,5	Shim th. 0.5		2
	4	701.4.005.1A	Gabbia a rullini	Needle bearing		5
	5	172.1.329.1C	Ingranaggio conduttore 5° vel.	Driving gear 5th sp.		1
	6	856.1.137.2A	Rosetta scanalata	Grooved washer		6
	7	882.1.015.1A	Anello elastico	Snap ring		6
	8	172.1.328.1C	Ingranaggio conduttore 3°/4° vel.	Driving gear 3rd/4th sp.		1
	9	172.1.330.1C	Ingranaggio conduttore 6° vel.	Driving gear 6th sp.		1
	10	172.1.327.1B	Ingranaggio conduttore 2° vel.	Driving gear 2nd sp.		1
	11	713.1.014.1E	Rosetta rasamento sp. 1,6	Shim th. 1.6		1
	12	449.1.053.1A	Pignone catena	Chain sprocket		1
	13	713.1.477.1A	Distanziale	Spacer		1
	14	463.2.053.7A	Guarnizione OR	O-ring		1
	15	713.1.266.1A	Distanziale sp. 3,15	Spacer th. 3,15		1
	16	851.1.004.1A	Rosetta di sicurezza	Lock washer		1
	17	764.020.002	Gabbia a rullini	Needle bearing		1
	18	172.1.301.1A	Ingranaggio condotto 1° vel.	Driven gear 1st sp.		1
	19	0670.16.155	Rosetta rasamento sp. 1	Shim th. 1		1
	20	172.1.335.1B	Ingranaggio condotto 5° vel.	Driven gear 5th sp.		1

EMESSO: 09-13 ISSUED: 09-13

003 CAMBIO GEAR-BOX

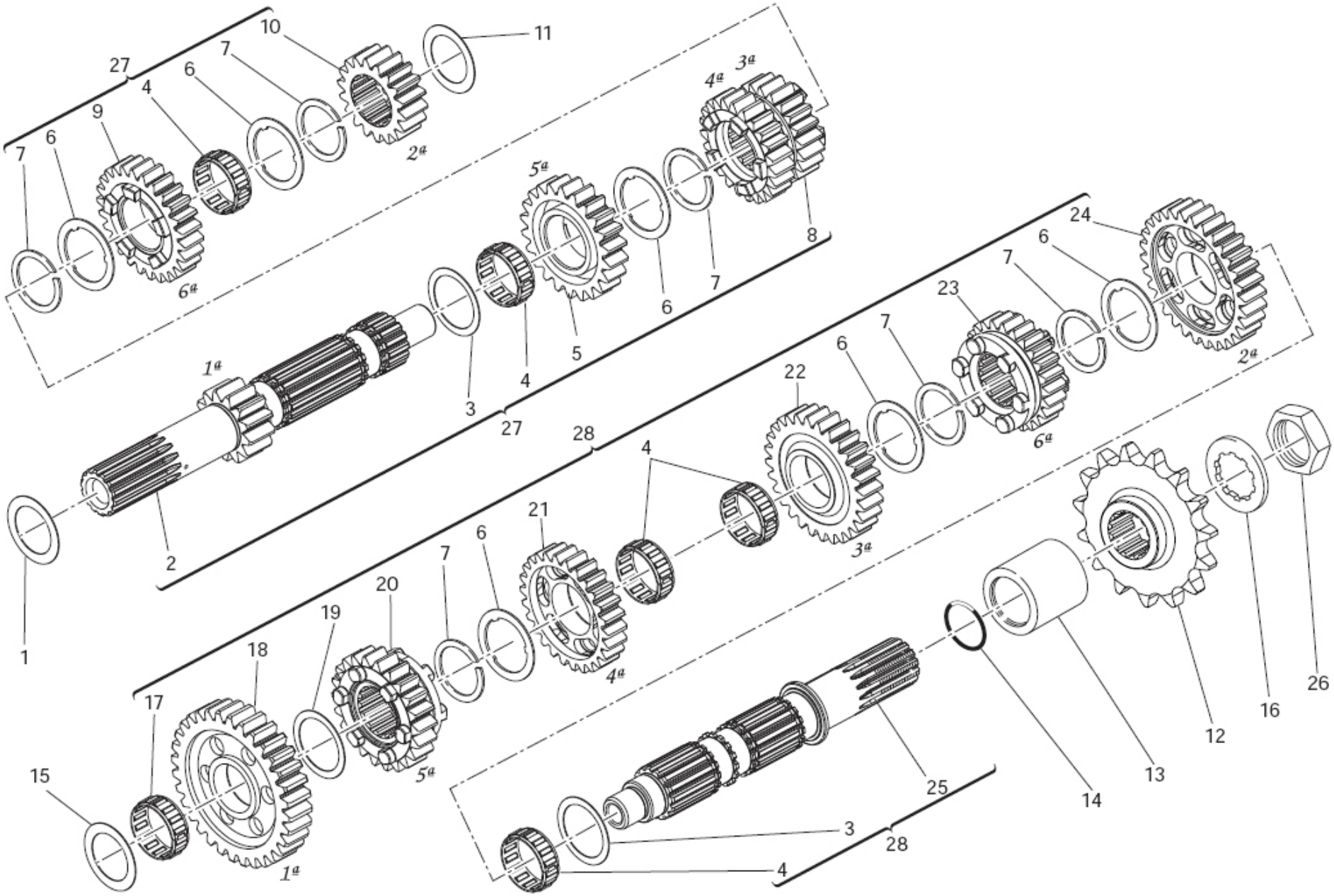

TAVOLA DRAWING **003** **CAMBIO** **GEAR-BOX**

NOTE NOTES	POS. NO.	N.CODICE CODE NO.	DENOMINAZIONE	DESCRIPTION	MODELLO MODEL	Q.TA' Q.TY
	21	172.1.334.1B	Ingranaggio condotto 4° vel.	Driven gear 4th sp.		1
	22	172.1.333.1B	Ingranaggio condotto 3° vel.	Driven gear 3rd sp.		1
	23	172.1.336.1B	Ingranaggio condotto 6° vel.	Driven gear 6th sp.		1
	24	172.1.332.1B	Ingranaggio condotto 2° vel.	Driven gear 2nd sp.		1
	25	149.1.089.1A	Albero secondario cambio	Gearbox lay shaft		1
	26	750.1.007.1A	Dado	Nut		1
	27	150.2.143.1D	Albero primario completo	Complete main shaft		1
	28	150.2.155.1A	Albero secondario completo	Complete lay shaft		1

EMESSO: 09-13 ISSUED: 09-13

TAVOLA
DRAWING

004 FRIZIONE CLUTCH

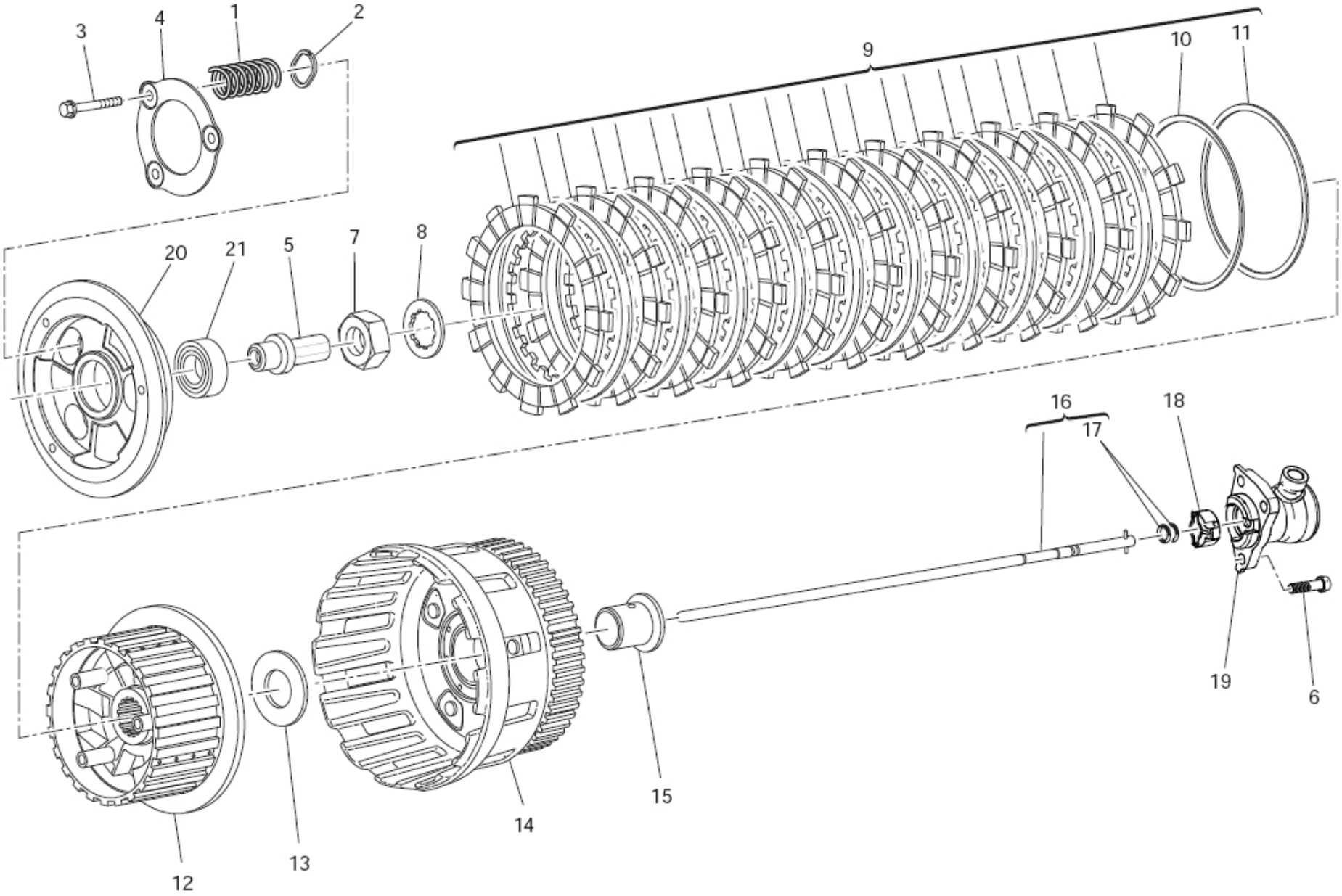

TAVOLA
DRAWING

004 FRIZIONE CLUTCH

NOTE NOTES	POS. NO.	N.CODICE CODE NO.	DENOMINAZIONE	DESCRIPTION	MODELLO MODEL	Q.TA' Q.TY
	1	797.1.053.1B	Molla	Spring		3
	2	856.1.139.1A	Rosetta rasamento	Shim		3
	3	772.1.120.1A	Vite	Screw		3
	4	194.1.051.1A	Anello guida	Guide ring		1
	5	818.1.016.2A	Perno comando frizione "FCC"	Clutch control pin "FCC"		1
	6	771.5.065.3B	Vite	Screw		3
	7	750.1.007.1A	Dado	Nut		1
	8	851.1.020.1A	Rosetta di sicurezza	Lock washer		1
	9	190.2.023.2A	Serie dischi frizione	Clutch plates set		1
	10	799.1.278.1A	Molla a tazza "FCC"	Spring washer "FCC"		1
	11	190.1.042.1A	Distanziale sp. 1,2	Spacer th. 1,2		1
	12	196.1.053.1A	Mozzo portadischi "FCC"	Plate holder hub "FCC"		1
	13	713.1.309.1A	Distanziale	Spacer		1
	14	198.2.039.1A	Campana frizione	Clutch housing		1
	15	713.1.483.1A	Distanziale	Spacer		1
	16	117.2.108.1A	Asta comando frizione	Clutch control rod		1
	17	886.4.173.1A	Guarnizione OR	O-ring		2
	18	713.1.926.1A	Inserto antirotazione	Anti-rotation insert		1
	19	195.4.003.2B	Gruppo pistoncino (inserto antirotazione)	Piston assembly (anti-rotation insert)		1
	20	196.1.054.1A	Spingidisco "FCC"	Pressure plate "FCC"		1
	21	702.5.060.1A	Cuscinetto	Bearing		1

EMESSO: 09-13 ISSUED: 09-13

TAVOLA
DRAWING

005 COPERCHIO FRIZIONE CLUTCH COVER

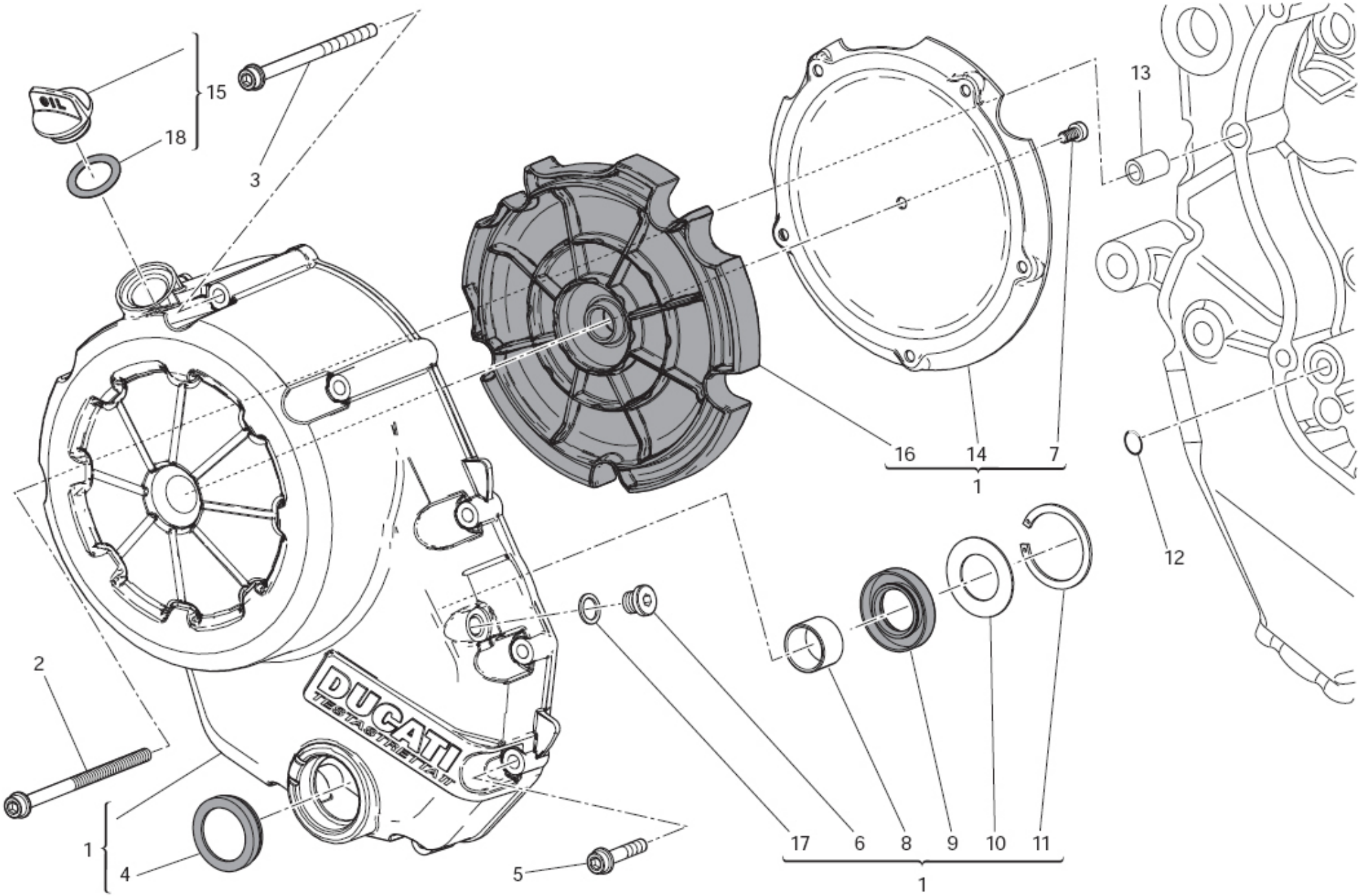

TAVOLA
DRAWING

005 COPERCHIO FRIZIONE CLUTCH COVER

NOTE NOTES	POS. NO.	N.CODICE CODE NO.	DENOMINAZIONE	DESCRIPTION	MODELLO MODEL	Q.TA' Q.TY
	1	243.2.132.2A	Coperchio lato frizione	Cover clutch side		1
	2	771.4.083.3C	Vite	Screw		1
	3	771.4.081.3C	Vite	Screw		3
	4	254.4.001.2A	Oblò ispezione livello olio	Oil level sight glass		1
	5	771.4.071.3C	Vite	Screw		6
	6	780.5.001.2A	Tappo	Cap		1
	7	773.1.008.1A	Vite	Screw		6
	8	0665.49.680	Boccola	Bush		1
	9	930.4.021.1A	Anello di tenuta	Seal ring		1
	10	852.1.135.1A	Rosetta rasamento sp. 1	Shim th. 1		1
	11	884.5.013.1A	Anello seeger	Circlip		1
	12	886.4.132.1A	Guarnizione OR	O-ring		1
	13	711.1.160.1A	Boccola di riferimento	Locating bush		1
	14	827.1.553.1A	Piastrino	Plate		1
	15	893.2.012.1A	Tappo completo	Complete cap		1
	16	486.1.084.1A	Pannello	Panel		1
	17	852.5.024.1A	Guarnizione sp.1	Gasket th.1		1
	18	886.4.089.1A	Guarnizione OR	O-ring		1

EMESSO: 09-13 ISSUED: 09-13

006 IMBIELLAGGIO CRANKSHAFT

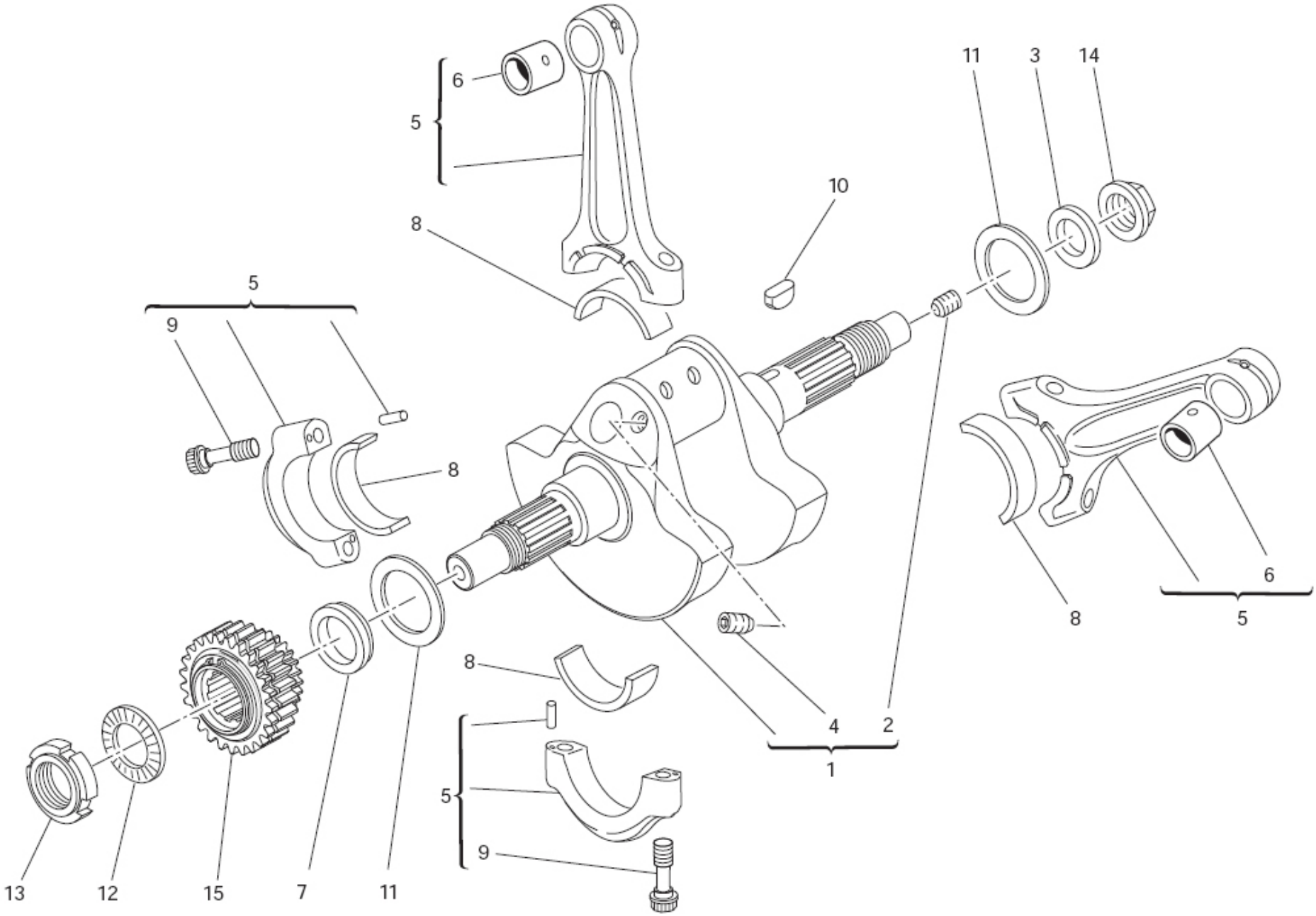

TAVOLA
DRAWING

006 IMBIELLAGGIO CRANKSHAFT

NOTE NOTES	POS. NO.	N.CODICE CODE NO.	DENOMINAZIONE	DESCRIPTION	MODELLO MODEL	Q.TA' Q.TY
	1	146.2.164.3A	Albero motore	Crankshaft		1
	2	779.1.109.2A	Vite speciale	Special screw		1
	3	852.1.269.1A	Rondella	Washer		1
	4	779.1.547.1A	Vite speciale	Special screw		2
	5	158.2.023.2A	Coppia bielle	Connecting rods pair		1
	6	711.1.089.1A	Boccola	Bush		2
	7	710.1.061.1A	Distanziale	Spacer		1
	8	112.1.012.1AB	Semicuscinetto (BLU)	Half-bearing (BLUE)		4
	8	112.1.012.1AC	Semicuscinetto (GIALLO)	Half-bearing (YELLOW)		4
	9	779.1.404.3B	Vite speciale	Special screw		4
	10	680.1.013.1A	Linguetta	Woodruff key		1
	11	852.1.104.1H	Rosetta rasamento sp. 2,25	Shim th. 2.25		2
	11	852.1.104.1K	Rosetta rasamento sp. 2,4	Shim th. 2,4		2
	11	852.1.104.1L	Rosetta rasamento sp. 2,45	Shim th. 2,45		2
	11	852.1.104.1M	Rosetta rasamento sp. 2,5	Shim th. 2.5		2
	11	852.1.104.1N	Rosetta rasamento sp. 2,55	Shim th. 2.55		2
	11	852.1.104.2A	Rosetta rasamento sp. 1,9	Shim th. 1.9		2
	11	852.1.104.2B	Rosetta rasamento sp. 1,95	Shim th. 1.95		2
	11	852.1.104.2C	Rosetta rasamento sp. 2	Shim th. 2		2
	11	852.1.104.2D	Rosetta rasamento sp. 2,05	Shim th. 2,05		2

EMESSO: 09-13 ISSUED: 09-13

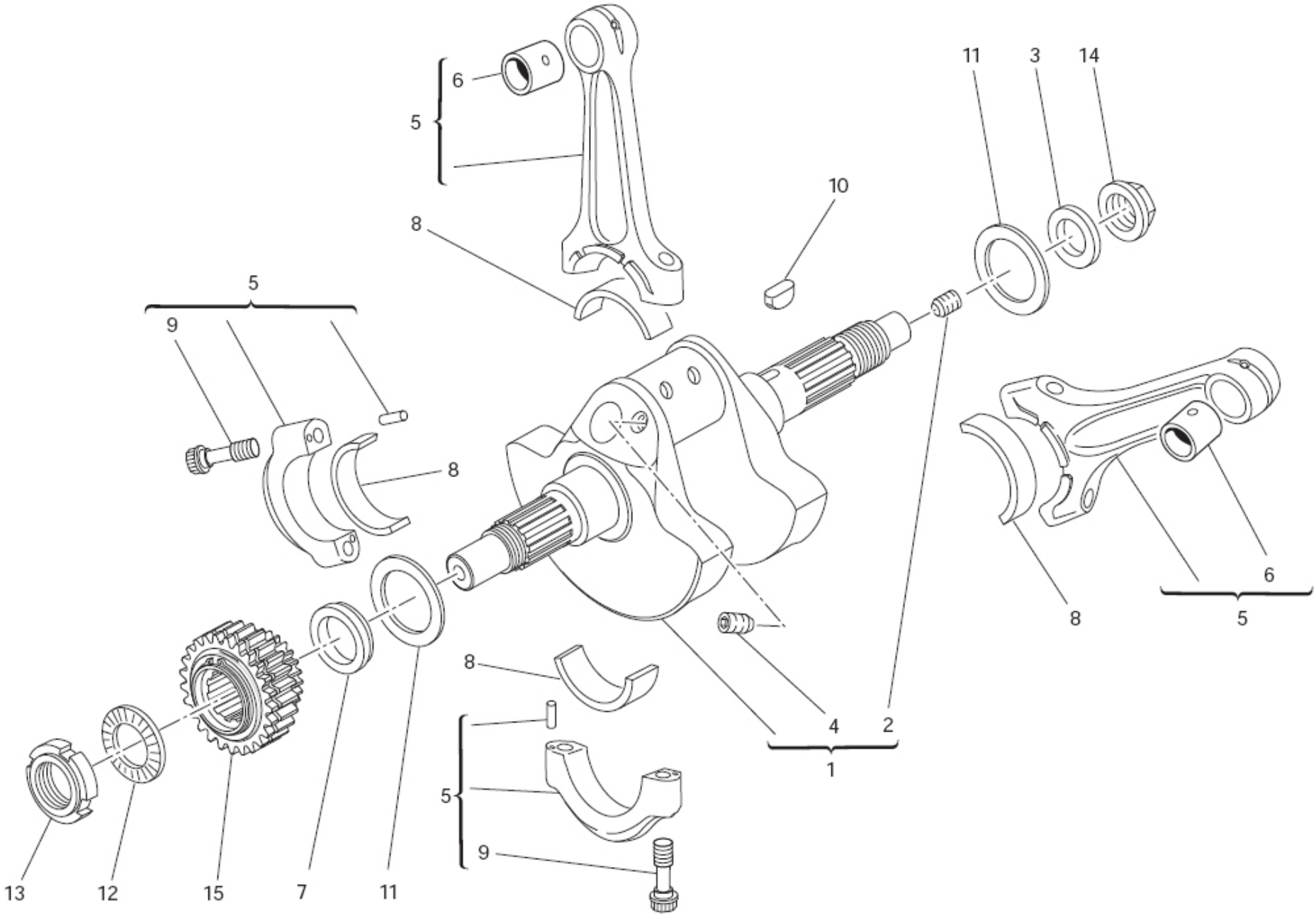
6
5
8
10
11
3
14
5
9
8
8
6
5
8
4
2
1
5
9
13
12
15
7
11

TAVOLA DRAWING **006** **IMBIELLAGGIO** **CRANKSHAFT**

NOTE NOTES	POS. NO.	N.CODICE CODE NO.	DENOMINAZIONE	DESCRIPTION	MODELLO MODEL	Q.TA' Q.TY
	11	852.1.104.2E	Rosetta rasamento sp. 2,1	Shim th. 2,1		2
	11	852.1.104.2F	Rosetta rasamento sp.2,15	Shim th. 2,15		2
	11	852.1.104.2G	Rosetta rasamento sp. 2,2	Shim th. 2.2		2
	11	852.1.104.2I	Rosetta rasamento sp. 2,3	Shim th. 2.3		2
	11	852.1.104.2J	Rosetta rasamento sp.2,35	Shim th. 2.35		2
	12	851.4.005.1A	Rosetta di sicurezza	Lock washer		1
	13	750.1.156.1A	Ghiera	Ring nut		1
	14	750.1.073.2A	Dado speciale	Special nut		1
	15	170.2.125.1A	Pignone primaria	Primary drive front sprocket		1

EMESSO: 09-13 ISSUED: 09-13

007 CILINDRI - PISTONI CYLINDERS - PISTONS

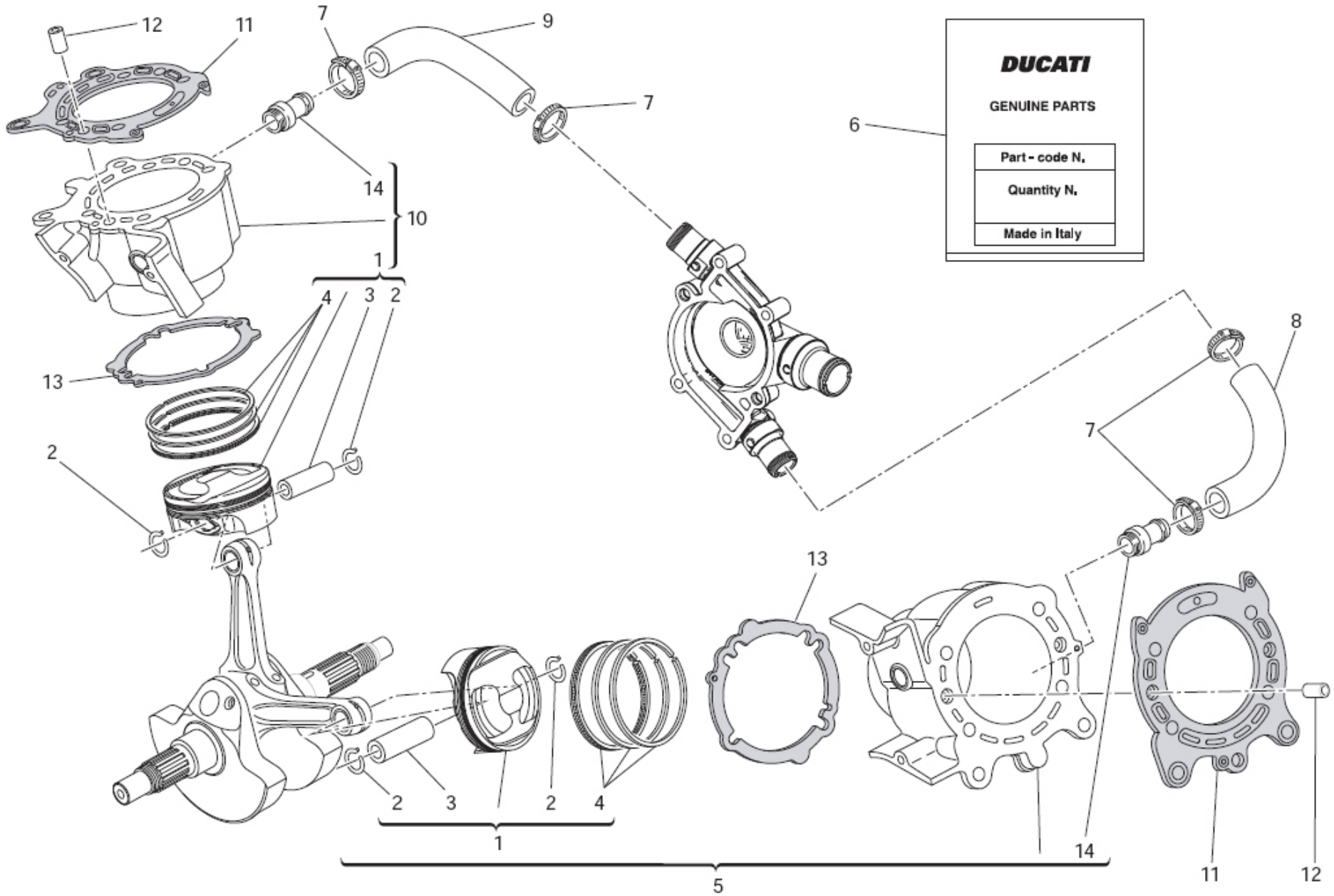

TAVOLA DRAWING **007** **CILINDRI - PISTONI** **CYLINDERS - PISTONS**

NOTE NOTES	POS. NO.	N.CODICE CODE NO.	DENOMINAZIONE	DESCRIPTION	MODELLO MODEL	Q.TA' Q.TY
	1	122.2.169.1A	Pistone completo	Complete piston		2
	2	121.1.248.1A	Anello elastico ferma-spinotto	Piston pin circlip		4
	3	121.1.078.1B	Spinotto per pistone	Piston pin		2
	4	121.2.052.1A	Busta segmenti	Piston rings set		2
	5	120.2.172.3BB	Accoppiamento cilindro pistone (orizzontale)	Cylinder-piston fit (horizontal)		1
	6	791.2.048.1A	Busta guarnizioni	Gaskets set		1
	7	741.4.192.1A	Fascetta	Clamp		4
	8	800.1.185.1A	Manicotto entrata acqua cilindro orizzontale	Horizontal cylinder water inlet hose		1
	9	800.1.184.1A	Manicotto entrata acqua cilindro verticale	Vertical cylinder water inlet hose		1
	10	120.2.173.3BB	Accoppiamento cilindro pistone (verticale)	Cylinder-piston fit (vertical)		1
	11	786.1.100.1A	Guarnizione cilindro-testa	Head-cylinder gasket		2
	12	711.1.219.1A	Boccola	Bush		4
	13	786.1.094.1A	Guarnizione cilindro carter	Cylinder-crankcase gasket		2
	14	668.1.048.2A	Bocchettone mandata pompa acqua	Water pump delivery filler		2

EMESSO: 09-13 ISSUED: 09-13

008 DISTRIBUZIONE TIMING

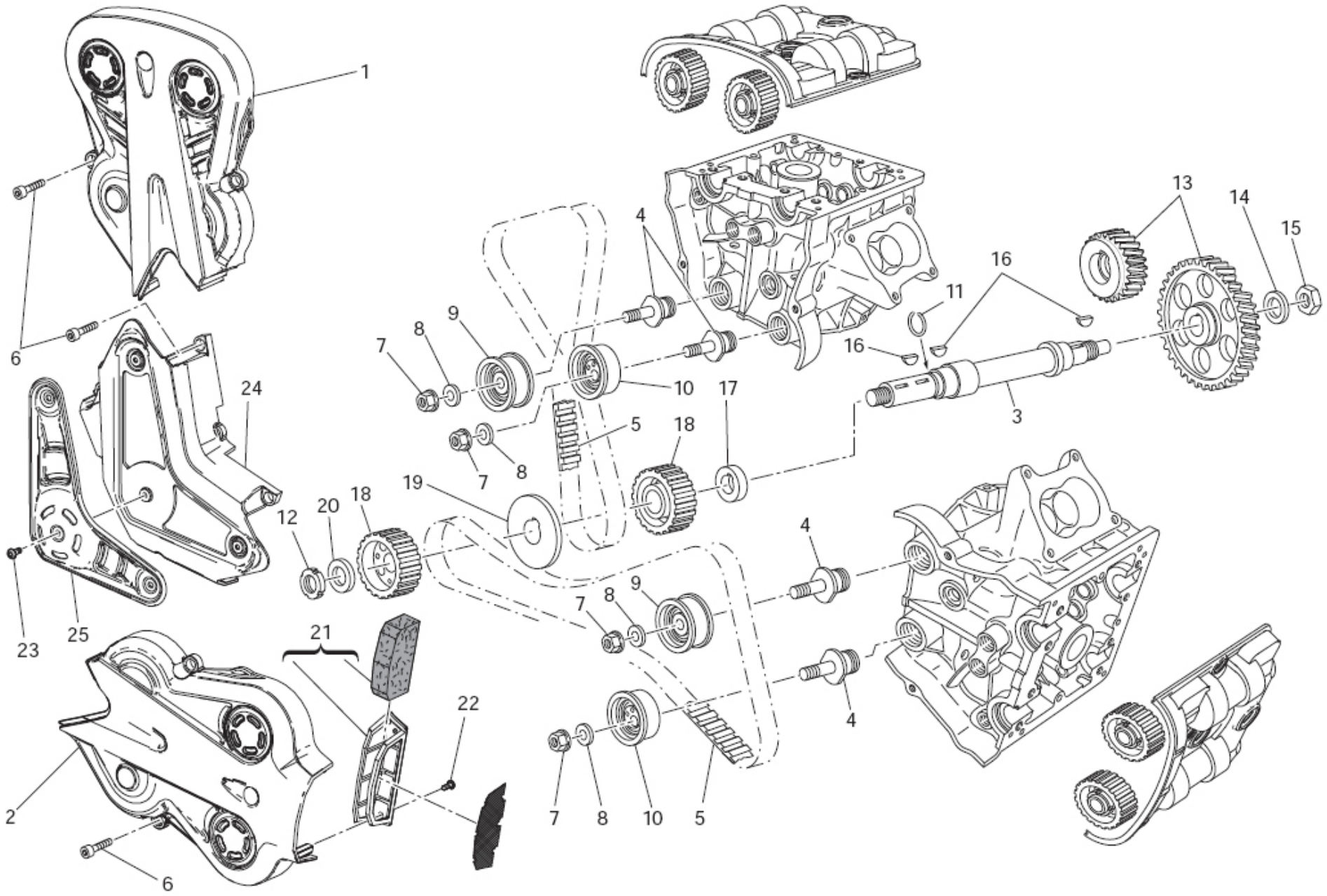

TAVOLA DRAWING **008** **DISTRIBUZIONE** **TIMING**

NOTE NOTES	POS. NO.	N.CODICE CODE NO.	DENOMINAZIONE	DESCRIPTION	MODELLO MODEL	Q.TA' Q.TY
	1	245.1.124.1A	Coperchio esterno cinghia verticale	Vertical belt outer cover		1
	2	245.1.122.1A	Coperchio esterno cinghia orizzontale	Horizontal belt outer cover		1
	3	147.1.081.1A	Albero rinvio distribuzione	Timing lay shaft		1
	4	451.1.046.1A	Perno tenditore	Tensioner roller pin		4
	5	737.4.025.1A	Cinghia dentata comando distribuzione	Timing drive toothed belt		2
	6	771.1.380.1A	Vite	Screw		10
	7	749.4.008.1A	Dado	Nut		4
	8	852.1.174.1A	Rosetta	Washer		4
	9	451.2.027.2A	Tenditore completo fisso	Complete fixed tensioner roller		2
	10	451.2.029.1A	Tenditore completo mobile	Complete movable tensioner roller		2
	11	882.1.003.1A	Anello elastico di arresto	Snap ring		1
	12	703.5.006.2A	Ghiera elastic-stop	Elastic-stop ring nut		1
	13	171.Z.003.1A	Coppia ingr. Distribuzione	Timing gears pair		1
	14	851.1.013.1A	Rosetta di sicurezza	Lock washer		1
	15	750.1.160.1A	Dado	Nut		1
	16	680.1.013.1A	Linguetta	Woodruff key		3
	17	716.1.128.1A	Distanziale	Spacer		1
	18	255.1.010.4B	Puleggia distribuzione	Timing belt roller		2
	19	856.1.062.2A	Rosetta di divisione pulegge	Belt roller separating washer		1
	20	716.1.072.2A	Distanziale	Spacer		1
	21	245.2.123.1A	Filtro	Filter		1
	22	772.5.034.1C	Vite	Screw		2
	23	774.4.006.1B	Vite	Screw		3
	24	245.1.132.1A	Coperchio esterno centrale	Outer central cover		1
	25	245.1.133.1A	Protezione (centrale)	Protection		1

EMESSO: 09-13 ISSUED: 09-13

009 FILTRI E POMPA OLIO — FILTERS AND OIL PUMP

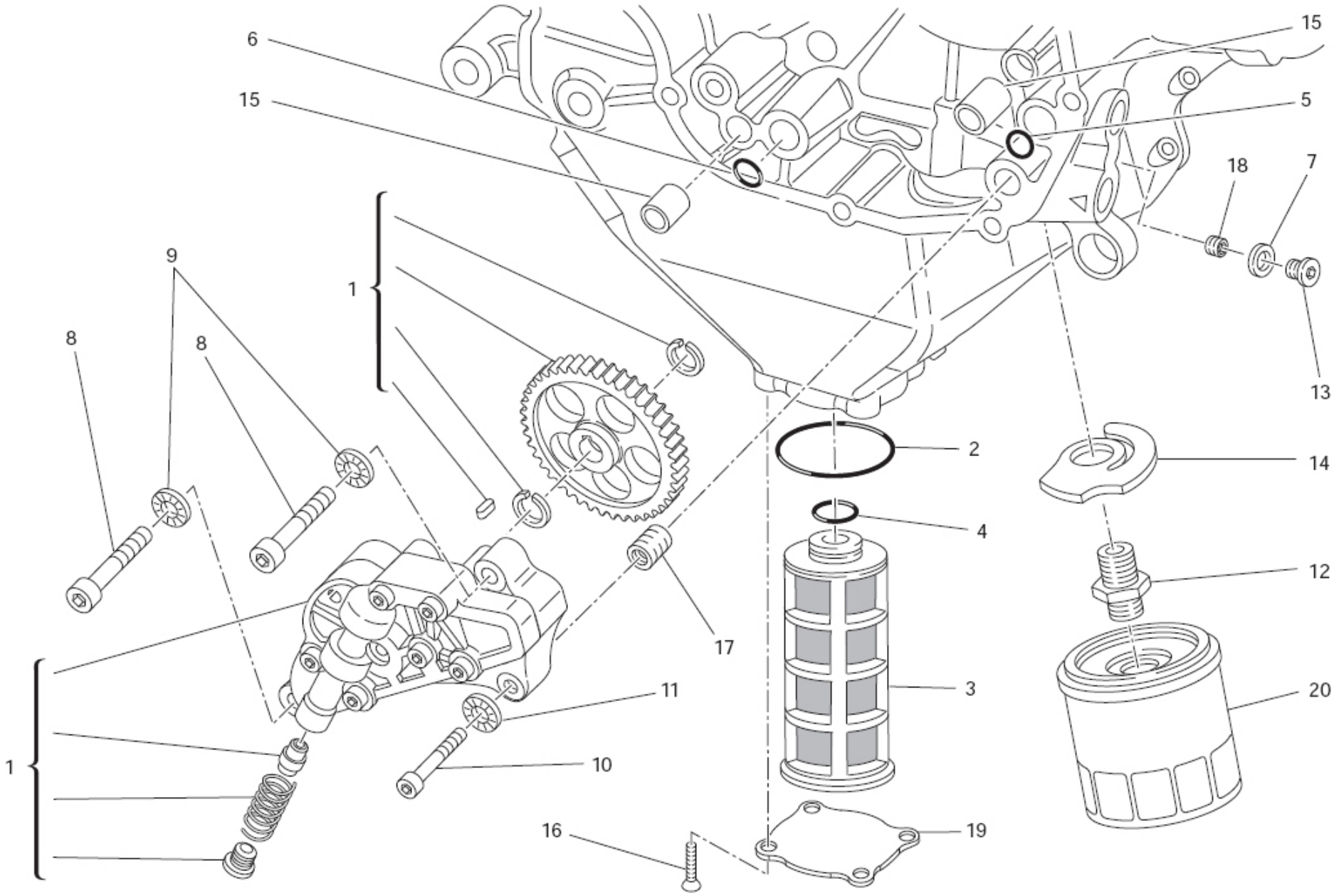

TAVOLA DRAWING **009** **FILTRI E POMPA OLIO** **FILTERS AND OIL PUMP**

NOTE NOTES	POS. NO.	N.CODICE CODE NO.	DENOMINAZIONE	DESCRIPTION	MODELLO MODEL	Q.TA' Q.TY
	1	174.Z.002.1A	Pompa olio completa	Complete oil pump		1
	2	886.4.158.1A	Guarnizione OR	O-ring		1
	3	894.1.024.1A	Filtro olio a rete	Oil net filter		1
	4	886.4.033.1A	Guarnizione OR	O-ring		1
	5	886.4.132.1A	Guarnizione OR	O-ring		1
	6	886.4.037.1A	Anello OR	O-Ring		1
	7	852.1.195.1A	Rosetta	Washer		1
	8	771.5.129.8B	Vite	Screw		2
	9	852.1.174.1A	Rosetta	Washer		2
	10	771.5.069.8B	Vite	Screw		1
	11	852.1.172.1A	Rosetta	Washer		1
	12	815.1.028.1A	Nipplo	Nipple		1
	13	779.1.162.2A	Tappo	Cap		1
	14	799.2.077.2A	Molla by-pass	Bypass spring		1
	15	0759.49.280	Boccola di riferimento	Locating bush		2
	16	777.1.002.1B	Vite	Screw		4
	17	0670.49.310	Boccola riduzione	Reduction bush		1
	18	778.4.004.1A	Grano filettato	Threaded dowel		1
	19	247.1.351.1B	Coperchio	Cover		1
	20	444.4.003.5A	Cartuccia olio	Oil filter cartridge		1

EMESSO: 09-13 ISSUED: 09-13

010 COPPIA SEMICARTERS HALF CRANKCASES

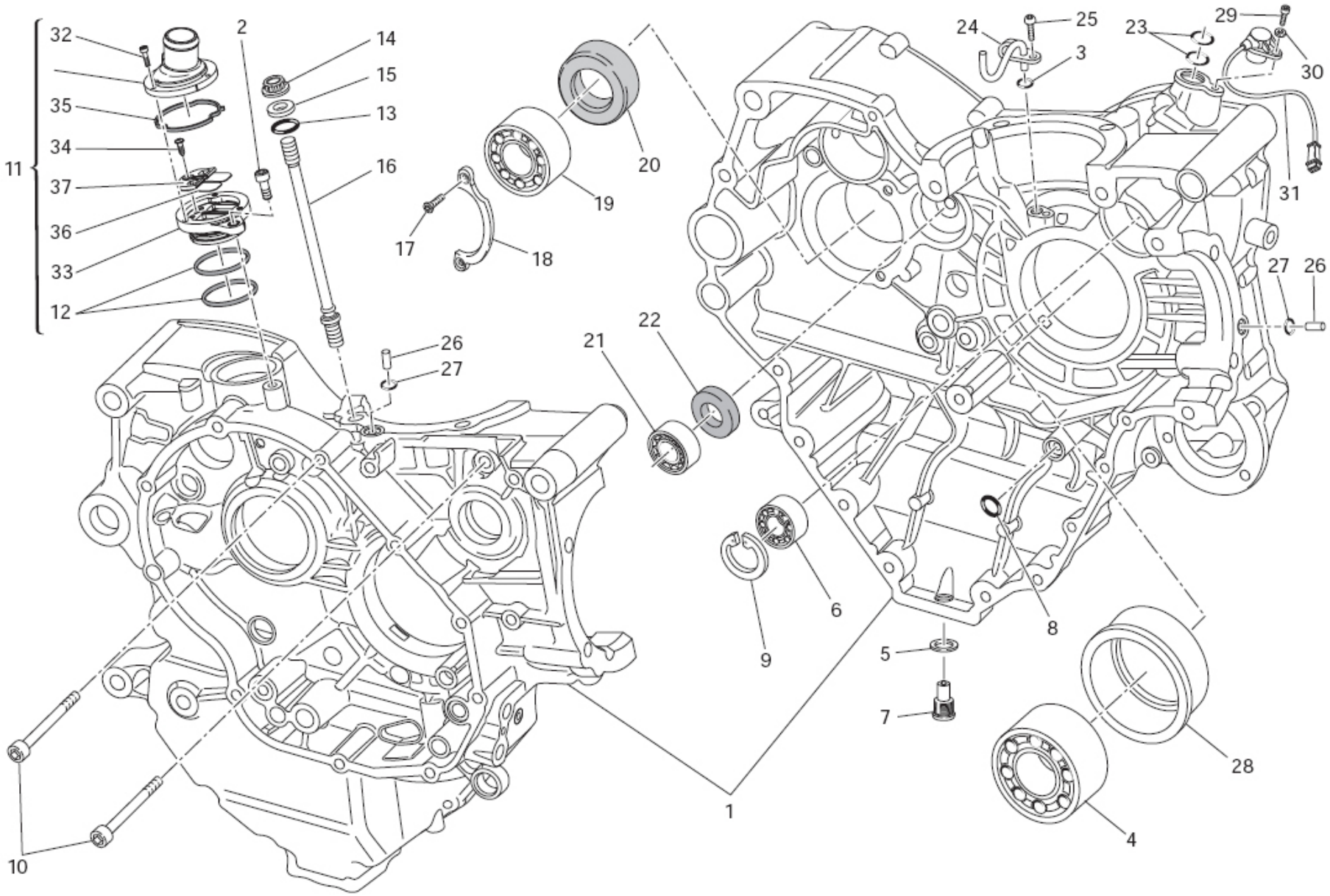

TAVOLA
DRAWING

010

COPPIA SEMICARTERS — HALF CRANKCASES

NOTE NOTES	POS. NO.	N.CODICE CODE NO.	DENOMINAZIONE	DESCRIPTION	MODELLO MODEL	Q.TA' Q.TY
	1	225.2.262.1C	Coppia semicarter completi	Complete half-crankcases pair		1
	2	771.5.065.3B	Vite	Screw		1
	3	886.5.013.1A	Anello OR	O-Ring		2
	4	751.913.380	Cuscinetto	Bearing		1
	5	852.5.042.1A	Guarnizione in rame sp. 1,5	Copper gasket sp. 1,5		1
	6	702.5.008.1A	Cuscinetto	Bearing		1
	7	893.2.006.2A	Tappo	Cap		1
	8	886.4.132.1A	Guarnizione OR	O-ring		1
	9	735.033.380	Anello seeger	Circlip		1
	10	771.5.139.8B	Vite	Screw		2
	11	593.2.058.1B	Valvola di sfiato	Breather valve		1
	12	463.2.022.2A	Anello OR	O-Ring		2
	13	886.4.118.1A	Anello OR	O-Ring		8
	14	748.1.050.1A	Dado	Nut		8
	15	856.1.064.2A	Rondella speciale	Special washer		8
	16	766.1.055.3B	Prigioniero fissaggio cilindro testa	Stud bolt for fastening head cylinder		8
	17	720.941.616	Vite	Screw		2
	18	826.1.012.1A	Piastrina di fermo	Keep plate		1
	19	702.4.013.1A	Cuscinetto	Bearing		1
	20	930.4.022.1A	Anello di tenuta	Seal ring		1
	21	702.4.033.1A	Cuscinetto	Bearing		1
	22	930.4.093.1A	Anello di tenuta	Seal ring		1
	23	886.4.033.1A	Guarnizione OR	O-ring		2
	24	875.1.146.1A	Getto	Jet		1
	25	775.1.031.1B	Vite	Screw		1

EMESSO: 09-13 ISSUED: 09-13

010 COPPIA SEMICARTERS HALF CRANKCASES

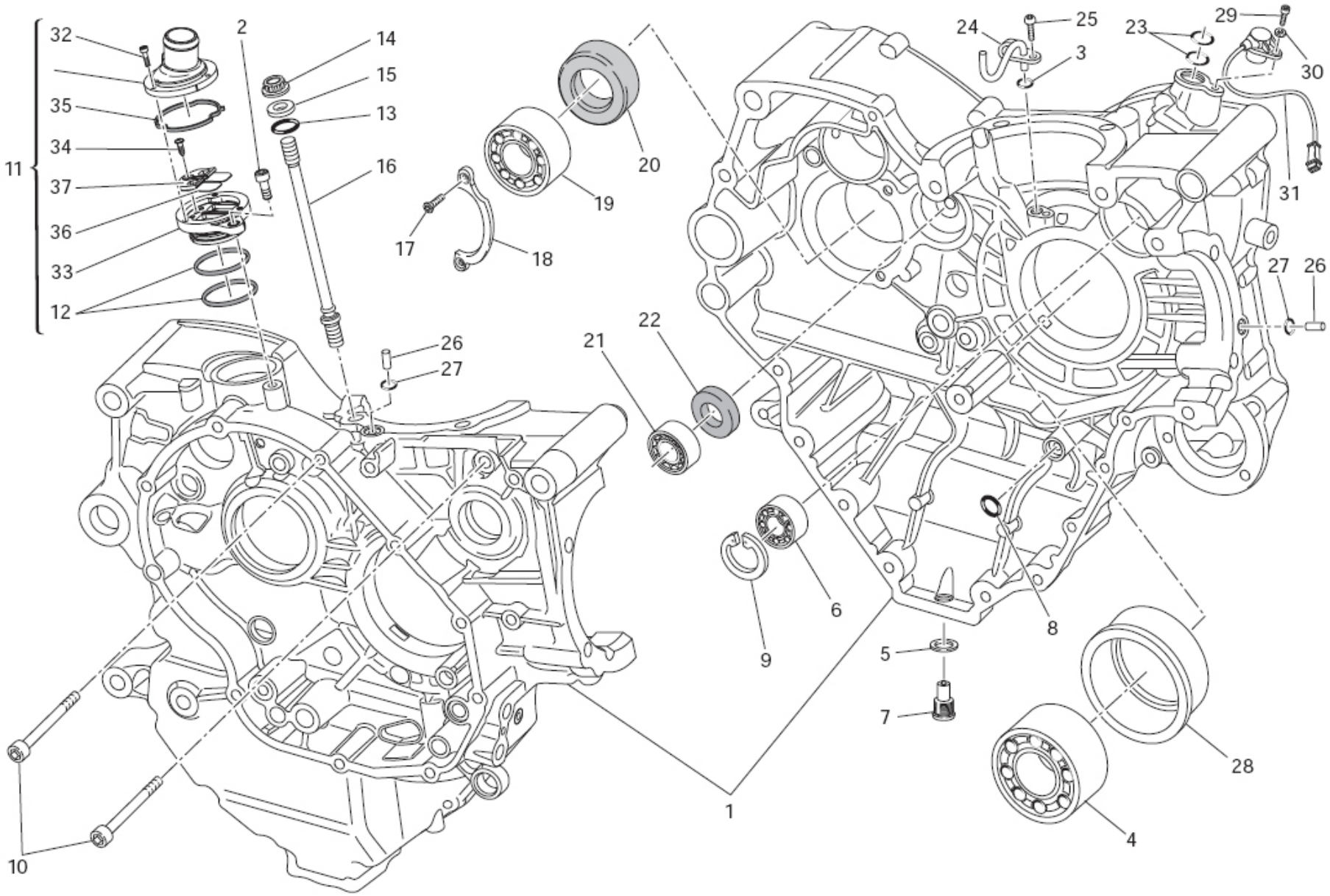

TAVOLA DRAWING **010** **COPPIA SEMICARTERS** **HALF CRANKCASES**

NOTE NOTES	POS. NO.	N.CODICE CODE NO.	DENOMINAZIONE	DESCRIPTION	MODELLO MODEL	Q.TA' Q.TY
	26	860.1.005.1B	Grano di centraggio	Locating dowel		2
	27	886.1.024.1A	Anello OR	O-Ring		2
	28	710.1.141.1A	Bussola porta cuscinetto	Bearing holder bush		1
	29	775.5.021.1B	Vite	Screw		1
	30	853.1.003.1A	Rosetta elastica	Spring washer		1
	31	552.4.132.1B	Sensore giri/fase	Rpm/timing sensor		1
	32	771.5.007.8B	Vite	Screw		3
	33	593.1.060.1B	Guscio inferiore	Lower cover		1
	34	772.5.034.1B	Vite	Screw		1
	35	788.1.115.1A	Guarnizione	Gasket		1
	36	811.1.002.1A	Lamella	Blade		1
	37	827.1.603.1A	Distanziale	Spacer		1

EMESSO: 09-13 ISSUED: 09-13

010a COPPIA SEMICARTERS HALF CRANKCASES

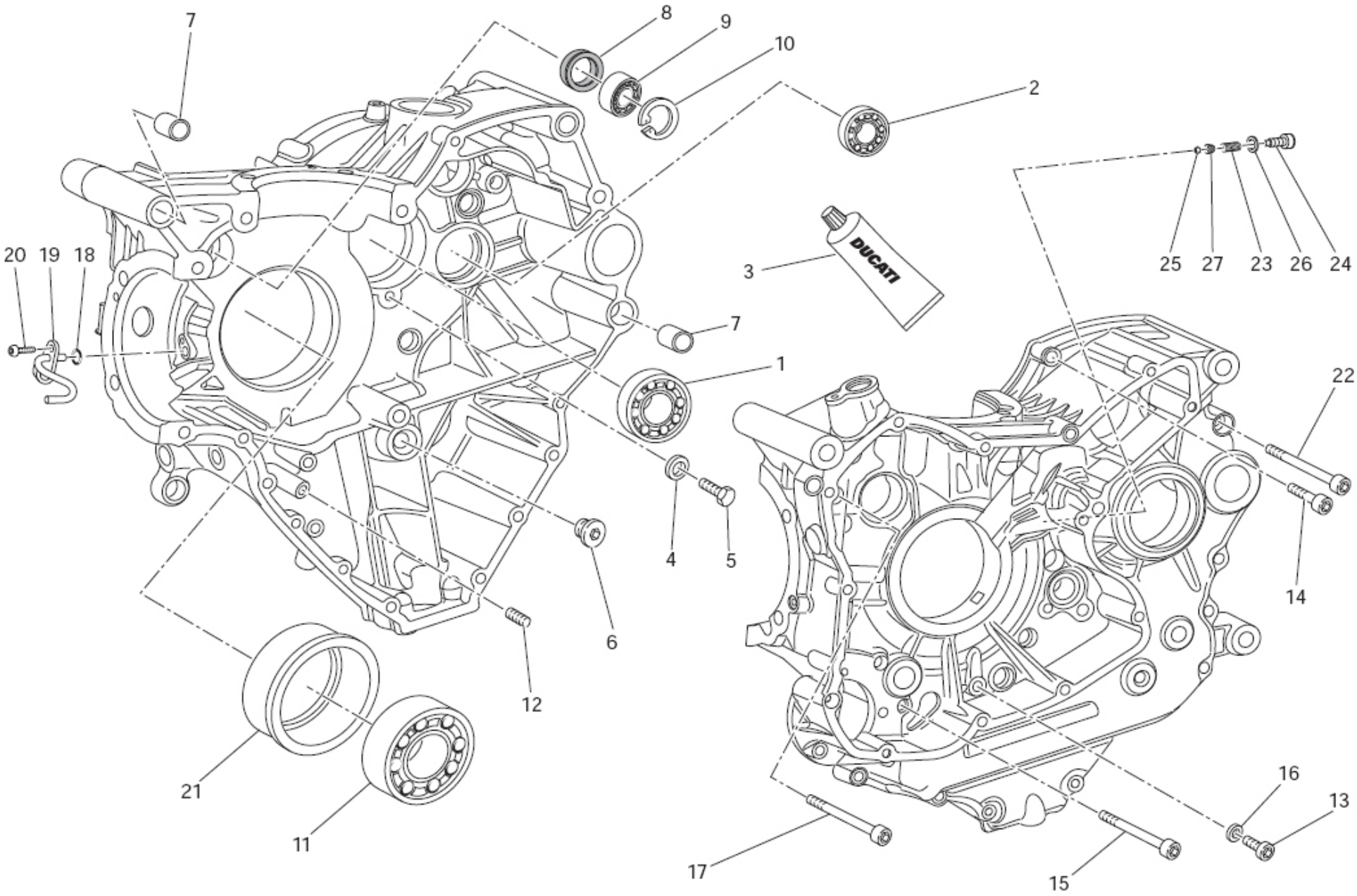

TAVOLA
DRAWING

010a

COPPIA SEMICARTERS **HALF CRANKCASES**

NOTE NOTES	POS. NO.	N.CODICE CODE NO.	DENOMINAZIONE	DESCRIPTION	MODELLO MODEL	Q.TA' Q.TY
	1	702.5.019.1A	Cuscinetto	Bearing		1
	2	702.4.033.1A	Cuscinetto	Bearing		1
	3	942.470.014	Guarnizione liquida	Fluid sealant		1
	4	713.1.140.1A	Distanziale	Spacer		2
	5	770.5.250.8B	Vite	Screw		2
	6	780.1.072.1A	Tappo	Cap		1
	7	711.1.095.1A	Boccola	Bush		2
	8	930.4.123.1A	Anello di tenuta	Seal ring		1
	9	757.941.542	Cuscinetto	Bearing		1
	10	735.033.380	Anello seeger	Circlip		1
	11	702.4.020.1A	Cuscinetto	Bearing		1
	12	779.5.062.1A	Grano filettato	Threaded dowel		1
	13	773.5.061.8B	Vite	Screw		1
	14	771.5.072.3B	Vite	Screw		8
	15	771.5.080.8B	Vite	Screw		2
	16	852.5.023.1A	Guarnizione	Gasket		1
	17	771.5.139.8B	Vite	Screw		2
	18	886.5.013.1A	Anello OR	O-Ring		2
	19	875.1.146.1A	Getto	Jet		2
	20	775.1.031.1B	Vite	Screw		2
	21	710.1.142.1A	Bussola porta cuscinetto	Bearing holder bush		1
	22	771.5.136.3B	Vite	Screw		3
	23	799.4.012.1A	Molla	Spring		1
	24	779.1.650.1AD	Special screw	Vis spéciale		1
	25	847.4.006.1A	Sfera	Ball		1
	26	852.1.246.1A	Rosetta	Washer		1
	27	831.1.015.1A	Piattello	Plate		1

EMESSO: 09-13 ISSUED: 09-13

TAVOLA
DRAWING

011

COPERCHIO ALTERNATORE
POMPA ACQUA

ALTERNATOR COVER
WATER PUMP

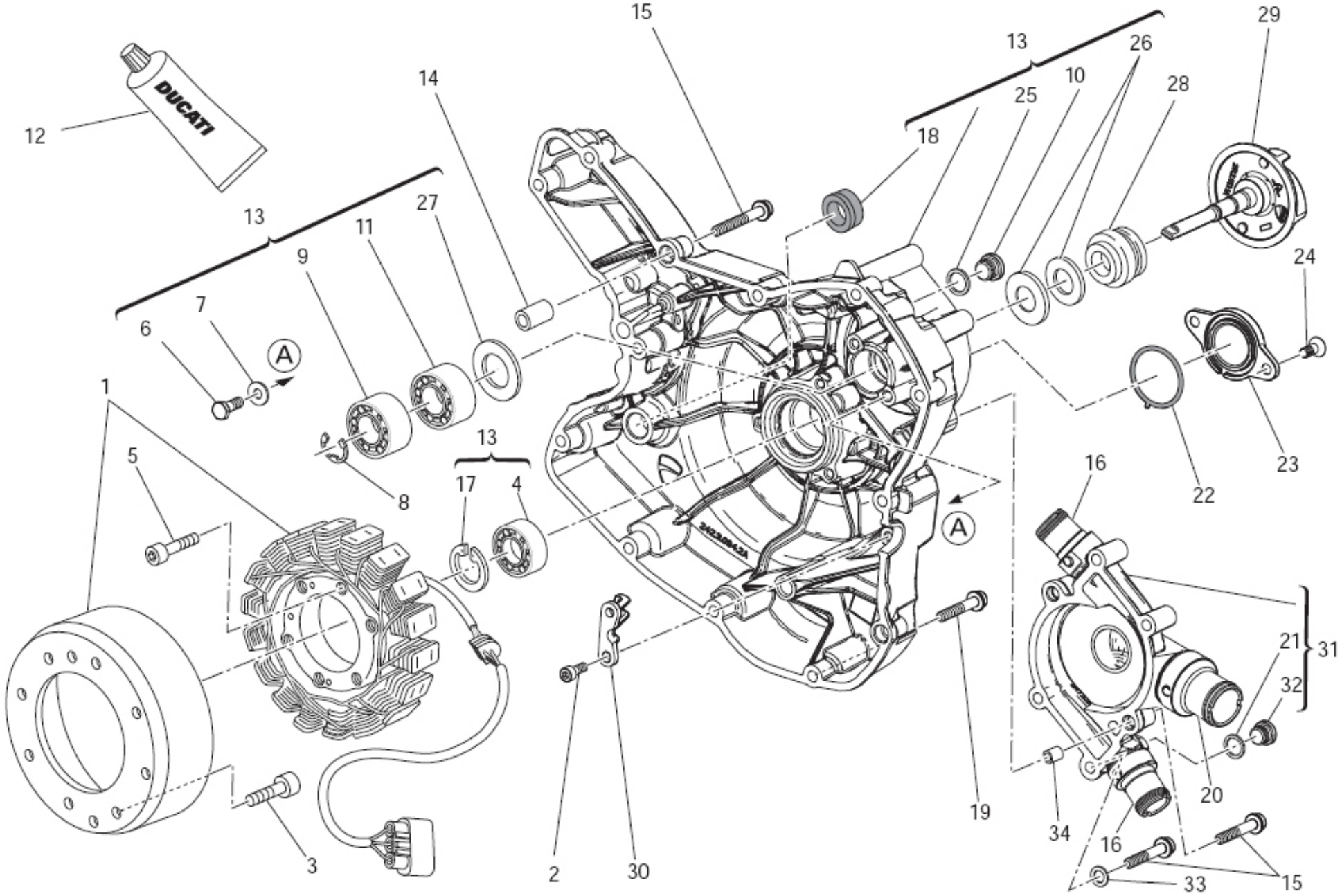

TAVOLA DRAWING **011**

COPERCHIO ALTERNATORE POMPA ACQUA

ALTERNATOR COVER WATER PUMP

NOTE NOTES	POS. NO.	N.CODICE CODE NO.	DENOMINAZIONE	DESCRIPTION	MODELLO MODEL	Q.TA' Q.TY
	1	264.2.014.1A	Alternatore "DENSO"	Generator "DENSO"		1
	2	771.5.040.8B	Vite	Screw		2
	3	773.1.010.1A	Vite	Screw		8
	4	702.5.008.1A	Cuscinetto	Bearing		1
	5	771.5.071.8B	Vite	Screw		3
	6	770.5.250.8B	Vite	Screw		2
	7	852.1.172.1A	Rosetta	Washer		2
	8	884.5.043.1A	Anello seeger	Circlip		1
	9	702.4.010.2A	Cuscinetto	Bearing		1
	10	779.1.026.1A	Vite	Screw		1
	11	702.4.009.1A	Cuscinetto	Bearing		1
	12	942.470.014	Guarnizione liquida (NERA)	Fluid sealant (BLACK)		1
	13	242.2.095.3A	Coperchio alternatore	Generator cover		1
	14	711.1.160.1A	Boccola di riferimento	Locating bush		2
	15	771.4.072.3C	Vite	Screw		8
	16	668.1.001.4A	Bocchettone mandata pompa acqua	Water pump delivery filler		2
	17	735.033.380	Anello seeger	Circlip		1
	18	937.831.524	Anello di tenuta	Seal ring		1
	19	771.4.071.3C	Vite	Screw		11
	20	668.1.002.4A	Bocchettone	Filler		1
	21	780.5.001.2A	Tappo	Cap		1
	22	886.1.095.1A	Guarnizione OR	O-ring		1
	23	247.1.357.1AE	Coperchio	Cover		1
	24	777.5.049.3C	Vite	Screw		2

EMESSO: 09-13

ISSUED: 09-13

TAVOLA
DRAWING

011

COPERCHIO ALTERNATORE
POMPA ACQUA

ALTERNATOR COVER
WATER PUMP

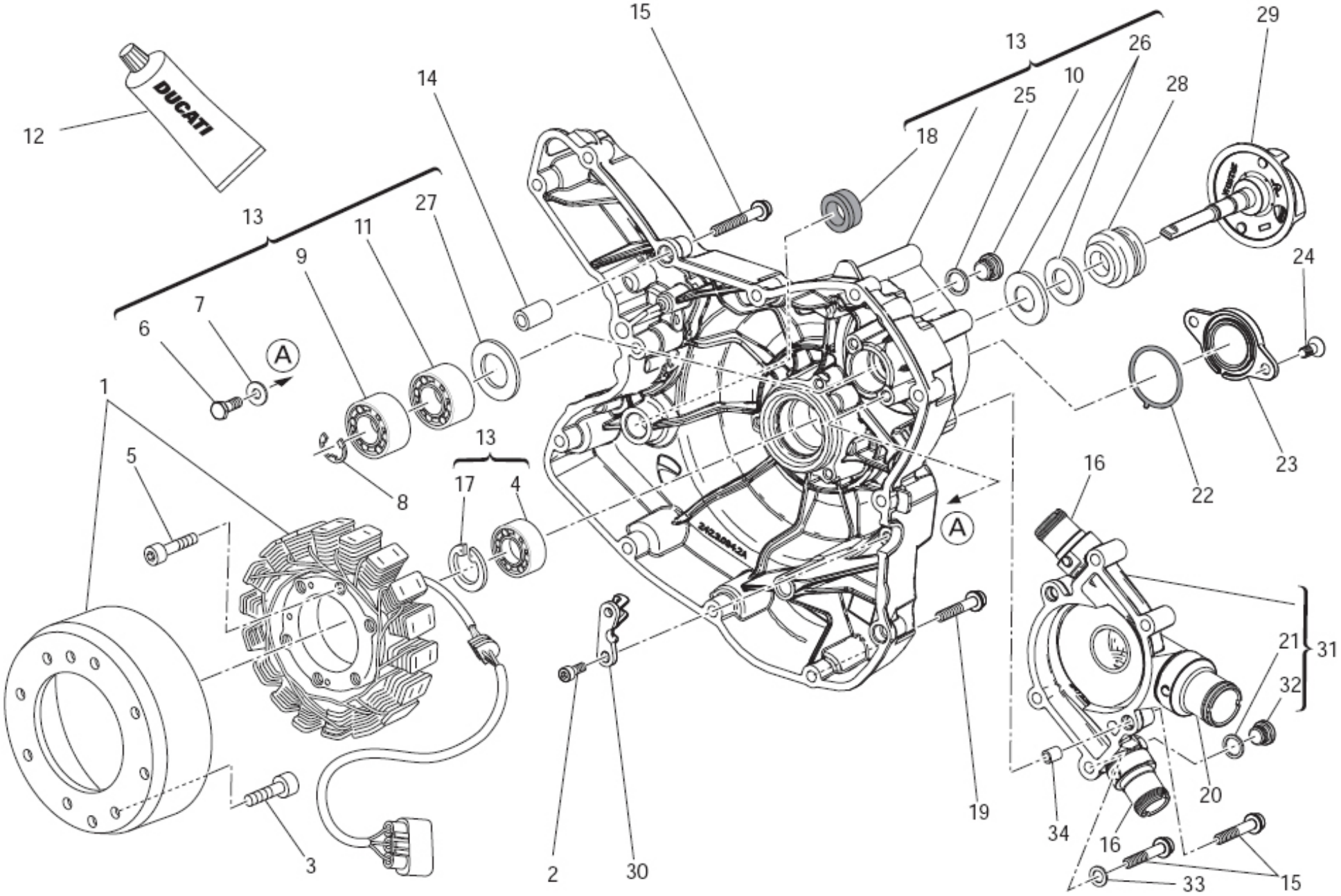

TAVOLA
DRAWING

011

COPERCHIO ALTERNATORE POMPA ACQUA

ALTERNATOR COVER WATER PUMP

NOTE NOTES	POS. NO.	N.CODICE CODE NO.	DENOMINAZIONE	DESCRIPTION	MODELLO MODEL	Q.TA' Q.TY
	25	852.5.026.1A	Guarnizione alluminio sp.1,5	Aluminium gasket th.1,5		1
	26	930.5.005.1A	Controfaccia	Seal		1
	27	713.1.128.1B	Distanziale	Spacer		1
	28	930.5.006.2B	Tenuta meccanica	Mechanical seal		1
	29	251.2.013.1A	Girante pompa acqua	Water pump fan		1
	30	830.1.558.1A	Staffa	Bracket		1
	31	247.1.364.2A	Coperchio pompa acqua	Water pump cover		1
	32	852.5.024.1A	Guarnizione sp.1	Gasket th.1		1
	33	852.5.048.1A	Rondella speciale	Special washer		1
	34	711.1.092.2A	Boccola	Bush		2

EMESSO: 09-13

ISSUED: 09-13

012 AVVIAMENTO ELETTRICO E ACCENSIONE

ELECTRIC STARTER AND IGNITION

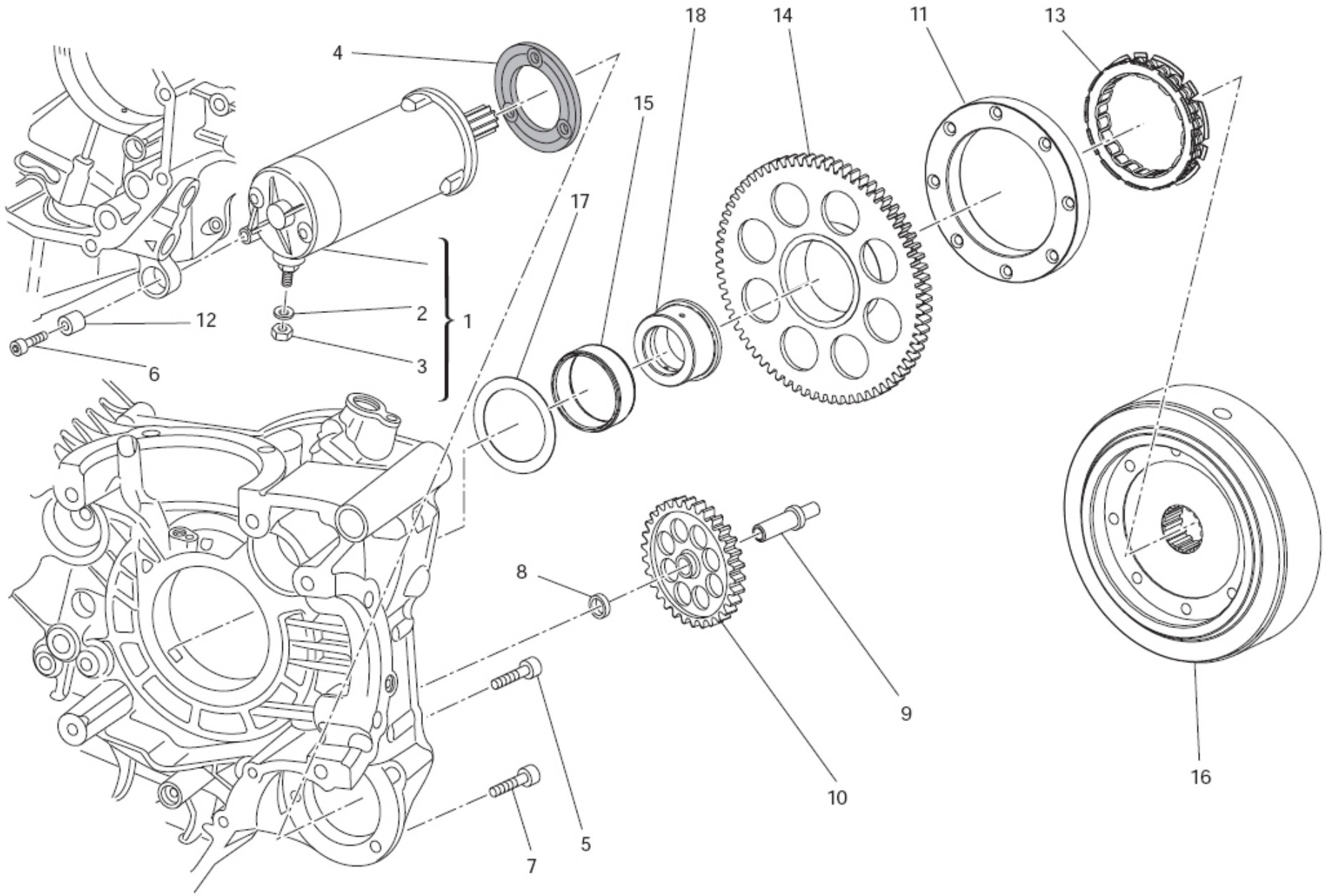

TAVOLA DRAWING **012** **AVVIAMENTO ELETTRICO E ACCENSIONE** **ELECTRIC STARTER AND IGNITION**

NOTE NOTES	POS. NO.	N.CODICE CODE NO.	DENOMINAZIONE	DESCRIPTION	MODELLO MODEL	Q.TA' Q.TY
	1	270.4.010.3A	Motorino avviamento completo	Complete starter motor		1
	2	853.1.003.1A	Rosetta elastica	Spring washer		1
	3	750.1.121.1A	Dado	Nut		1
	4	788.1.054.2A	Guarnizione motorino	Starter motor gasket		1
	5	771.1.383.1A	Vite	Screw		2
	6	771.1.052.1A	Vite	Screw		1
	7	771.4.069.7C	Vite	Screw		1
	8	713.1.919.1A	Distanziale	Spacer		1
	9	821.1.347.1A	Perno ingranaggio intermedio	Intermediate gear pin		1
	10	176.Z.002.1A	Gruppetto ingranaggio intermedio	Intermediate gear assembly		1
	11	160.Z.001.1A	Flangia	Flange		1
	12	700.1.036.1A	Boccola elastica	Flexible bush		1
	13	701.4.035.1A	Ruota libera	Starter clutch		1
	14	173.Z.002.1A	Ingranaggio condotto avviamento elettrico	Electric starter driven gear		1
	15	702.4.018.1A	Gabbia a rullini	Needle bearing		1
	16	276.1.056.1A	Volano per accensione	Ignition flywheel		1
	17	856.1.075.1A	Rosetta rasamento	Shim		1
	18	881.1.034.1A	Anello interno	Inner ring		1

EMESSO: 09-13 ISSUED: 09-13

013 TESTA: DISTRIBUZIONE HEAD: TIMING

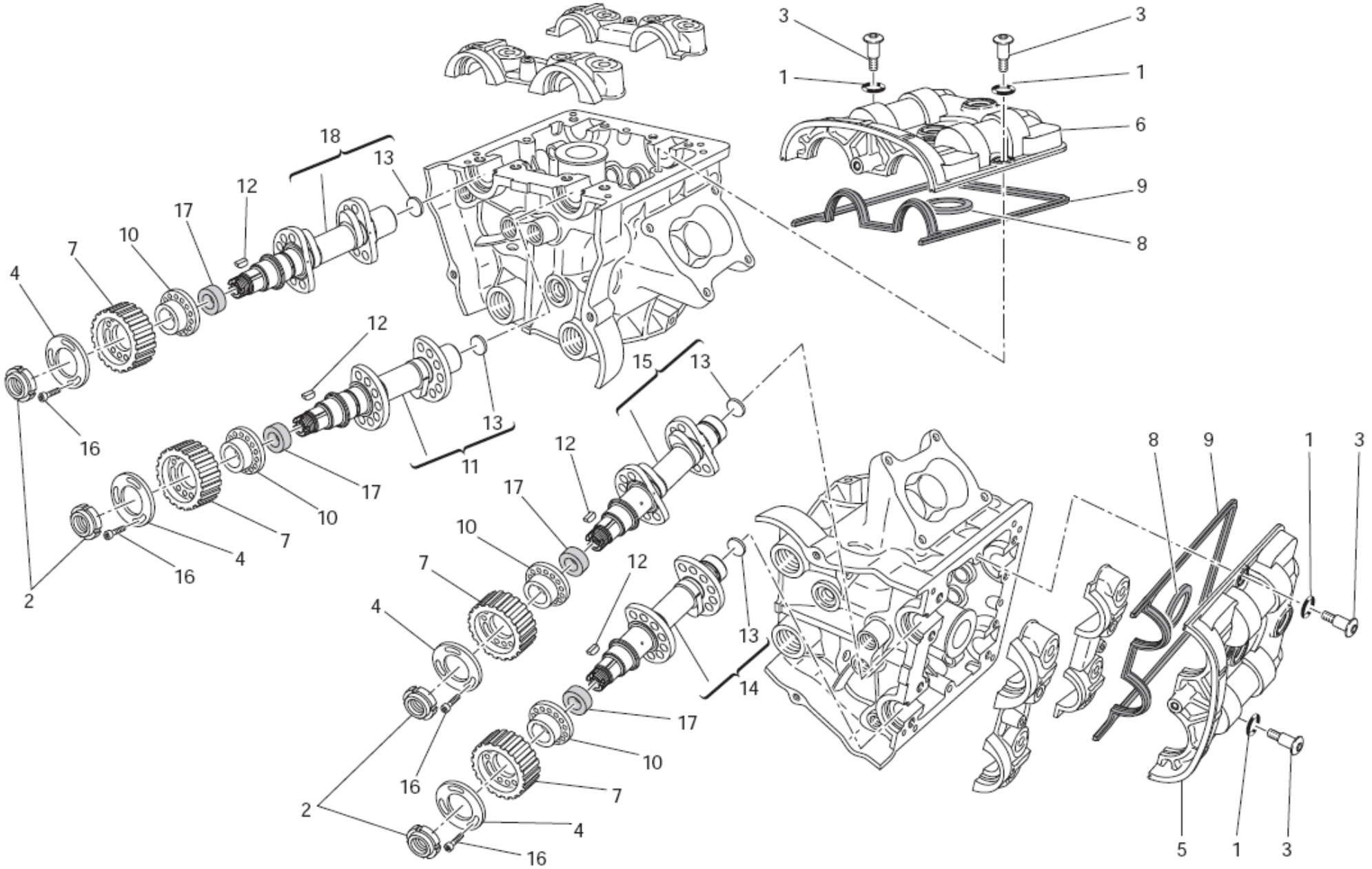

TAVOLA DRAWING **013** **TESTA: DISTRIBUZIONE** **HEAD: TIMING**

NOTE NOTES	POS. NO.	N.CODICE CODE NO.	DENOMINAZIONE	DESCRIPTION	MODELLO MODEL	Q.TA' Q.TY
	1	886.5.051.1A	Guarnizione OR	O-ring		8
	2	703.5.002.2A	Ghiera	Ring nut		4
	3	779.1.509.3A	Vite speciale	Special screw		8
	4	856.1.074.3A	Rondella speciale	Special washer		4
	5	247.1.287.1BB	Coperchio orizzontale	Horizontal cover		1
	6	247.1.288.1BB	Coperchio verticale	Vertical cover		1
	7	255.1.019.3A	Puleggia distribuzione	Timing belt roller		4
	8	788.1.094.1A	Guarnizione	Gasket		2
	9	788.1.093.1A	Guarnizione testa	Head gasket		2
	10	160.1.094.1A	Distanziale	Spacer		4
	11	148.2.343.1B	Albero distribuzione aspirazione verticale	Vertical intake camshaft		1
	12	680.5.006.1A	Linguetta	Woodruff key		4
	13	873.1.005.1A	Tappo	Cap		4
	14	148.2.344.1B	Albero distribuzione scarico orizzontale	Horizontal exhaust camshaft		1
	15	148.2.342.1B	Albero distribuzione aspirazione orizzontale	Horizontal intake camshaft		1
	16	779.5.030.2A	Vite	Screw		12
	17	930.5.007.1A	Anello di tenuta	Seal ring		4
	18	148.2.345.1B	Albero distribuzione scarico verticale	Vertical exhaust camshaft		1

EMESSO: 09-13 ISSUED: 09-13

014 TESTA VERTICALE — VERTICAL HEAD

1 Registro bilanc. apertura Adjustment Réglage Ventilkäppchen	2 Registro bilanc. chiusura Adjustment Réglage Ventilkäppchen
840.1.031.1A - 1,8	840.1.041.2B - 2,2
840.1.032.1A - 1,85	840.1.042.2B - 2,25
840.1.033.1A - 1,9	840.1.043.2B - 2,3
840.1.034.1A - 1,95	840.1.044.2B - 2,35
840.1.001.1A - 2,0	840.1.045.2B - 2,4
840.1.002.1A - 2,05	840.1.046.2B - 2,45
840.1.003.1A - 2,1	840.1.047.2B - 2,5
840.1.004.1A - 2,15	840.1.048.2B - 2,55
840.1.005.1A - 2,2	840.1.049.2B - 2,6
840.1.006.1A - 2,25	840.1.050.2B - 2,65
840.1.007.1A - 2,3	840.1.051.2B - 2,7
840.1.008.1A - 2,35	840.1.052.2B - 2,75
840.1.009.1A - 2,4	840.1.053.2B - 2,8
840.1.010.1A - 2,45	840.1.054.2B - 2,85
840.1.011.1A - 2,5	840.1.055.2B - 2,9
840.1.012.1A - 2,55	840.1.056.2B - 2,95
840.1.013.1A - 2,6	840.1.057.2B - 3,0
840.1.014.1A - 2,65	840.1.058.2B - 3,05
840.1.015.1A - 2,7	840.1.059.2B - 3,1
840.1.016.1A - 2,75	840.1.060.2B - 3,15
840.1.017.1A - 2,8	840.1.061.2B - 3,2
840.1.018.1A - 2,85	840.1.062.2B - 3,25
840.1.019.1A - 2,9	840.1.063.2B - 3,3
840.1.020.1A - 2,95	840.1.064.2B - 3,35
840.1.021.1A - 3,0	840.1.065.2B - 3,4
840.1.022.1A - 3,05	840.1.066.2B - 3,45
840.1.023.1A - 3,1	840.1.067.2B - 3,5
840.1.024.1A - 3,15	840.1.068.2B - 3,55
840.1.025.1A - 3,2	840.1.069.2B - 3,6
840.1.026.1A - 3,25	840.1.070.2B - 3,65
840.1.027.1A - 3,3	840.1.071.2B - 3,7
840.1.028.1A - 3,35	840.1.072.2B - 3,75
840.1.029.1A - 3,4	840.1.073.2B - 3,8
840.1.030.1A - 3,45	840.1.074.2B - 3,85
	840.1.075.2B - 3,9
	840.1.076.2B - 3,95
	840.1.077.2B - 4,0
	840.1.078.2B - 4,05
	840.1.079.2B - 4,1
	840.1.080.2B - 4,15
	840.1.081.2B - 4,2
	840.1.082.2B - 4,25
	840.1.083.2B - 4,3
	840.1.084.2B - 4,35
	840.1.085.2B - 4,4
	840.1.086.2B - 4,45
	840.1.087.2B - 4,5

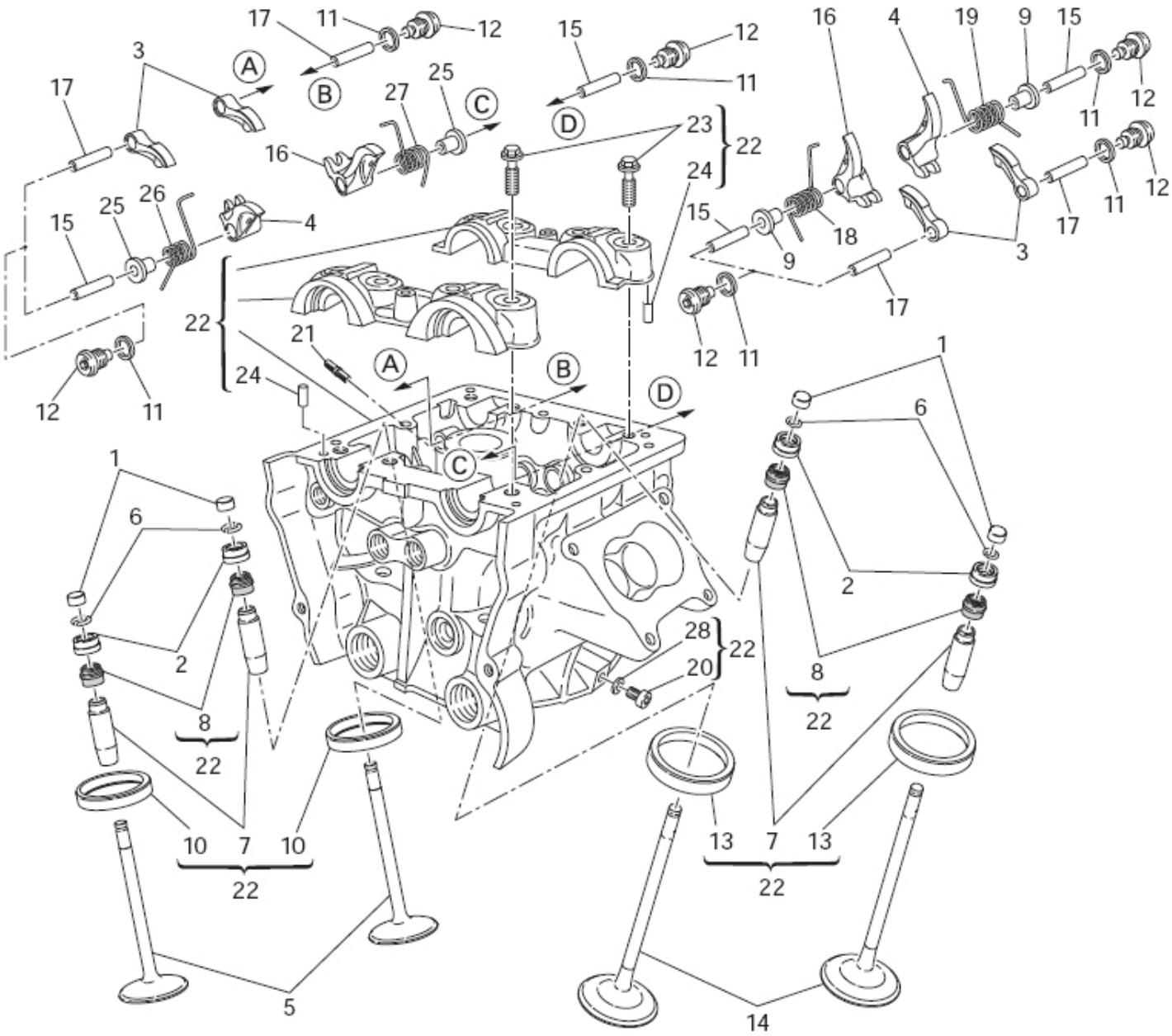

TAVOLA DRAWING **014** **TESTA VERTICALE** **VERTICAL HEAD**

NOTE NOTES	POS. NO.	N.CODICE CODE NO.	DENOMINAZIONE	DESCRIPTION	MODELLO MODEL	Q.TA' Q.TY
	1	.....	Vedi tavola	See table		4
	2	.....	Vedi tavola	See table		4
	3	208.1.032.1A	Bilanciere apertura	Opening rocker		4
	4	209.1.050.1A	Bilanciere chiusura (sinistro)	Closing rocker (L.H.)		2
	5	211.1.077.1B	Valvola scarico	Exhaust valve		2
	6	669.1.001.1E	Semianelli	Split rings		8
	7	303.1.063.1BB	Guidavalvola magg. 0,03	Oversize valve guide 0.03		4
	7	303.1.063.1BC	Guidavalvola magg. 0,06	Oversize valve guide 0.06		4
	7	303.1.063.1BD	Guidavalvola magg. 0,09	Oversize valve guide 0.09		4
	8	764.1.087.1A	Gommino per valvola	Valve seal		4
	9	713.1.292.1A	Distanziale	Spacer		2
	10	304.1.089.1A	Sede valvola scarico	Exhaust valve seat		2
	10	304.1.089.1AB	Sede valvola scar. magg. 0,03	Oversize exhaust valve seat 0.03		2
	10	304.1.089.1AC	Sede valvola scar. magg. 0,06	Oversize exhaust valve seat 0.06		2
	11	852.5.026.1B	Guarnizione alluminio sp.1,5	Aluminium gasket th.1,5		8
	12	780.1.051.1B	Tappo	Cap		8
	13	304.1.088.1A	Sede valvola aspirazione	Intake valve seat		2

EMESSO: 09-13 ISSUED: 09-13

014 TESTA VERTICALE — VERTICAL HEAD

1 Registro bilanc. apertura Adjustment Réglage Ventilkäppchen	2 Registro bilanc. chiusura Adjustment Réglage Ventilkäppchen
840.1.031.1A - 1,8	840.1.041.2B - 2,2
840.1.032.1A - 1,85	840.1.042.2B - 2,25
840.1.033.1A - 1,9	840.1.043.2B - 2,3
840.1.034.1A - 1,95	840.1.044.2B - 2,35
840.1.001.1A - 2,0	840.1.045.2B - 2,4
840.1.002.1A - 2,05	840.1.046.2B - 2,45
840.1.003.1A - 2,1	840.1.047.2B - 2,5
840.1.004.1A - 2,15	840.1.048.2B - 2,55
840.1.005.1A - 2,2	840.1.049.2B - 2,6
840.1.006.1A - 2,25	840.1.050.2B - 2,65
840.1.007.1A - 2,3	840.1.051.2B - 2,7
840.1.008.1A - 2,35	840.1.052.2B - 2,75
840.1.009.1A - 2,4	840.1.053.2B - 2,8
840.1.010.1A - 2,45	840.1.054.2B - 2,85
840.1.011.1A - 2,5	840.1.055.2B - 2,9
840.1.012.1A - 2,55	840.1.056.2B - 2,95
840.1.013.1A - 2,6	840.1.057.2B - 3,0
840.1.014.1A - 2,65	840.1.058.2B - 3,05
840.1.015.1A - 2,7	840.1.059.2B - 3,1
840.1.016.1A - 2,75	840.1.060.2B - 3,15
840.1.017.1A - 2,8	840.1.061.2B - 3,2
840.1.018.1A - 2,85	840.1.062.2B - 3,25
840.1.019.1A - 2,9	840.1.063.2B - 3,3
840.1.020.1A - 2,95	840.1.064.2B - 3,35
840.1.021.1A - 3,0	840.1.065.2B - 3,4
840.1.022.1A - 3,05	840.1.066.2B - 3,45
840.1.023.1A - 3,1	840.1.067.2B - 3,5
840.1.024.1A - 3,15	840.1.068.2B - 3,55
840.1.025.1A - 3,2	840.1.069.2B - 3,6
840.1.026.1A - 3,25	840.1.070.2B - 3,65
840.1.027.1A - 3,3	840.1.071.2B - 3,7
840.1.028.1A - 3,35	840.1.072.2B - 3,75
840.1.029.1A - 3,4	840.1.073.2B - 3,8
840.1.030.1A - 3,45	840.1.074.2B - 3,85
	840.1.075.2B - 3,9
	840.1.076.2B - 3,95
	840.1.077.2B - 4,0
	840.1.078.2B - 4,05
	840.1.079.2B - 4,1
	840.1.080.2B - 4,15
	840.1.081.2B - 4,2
	840.1.082.2B - 4,25
	840.1.083.2B - 4,3
	840.1.084.2B - 4,35
	840.1.085.2B - 4,4
	840.1.086.2B - 4,45
	840.1.087.2B - 4,5

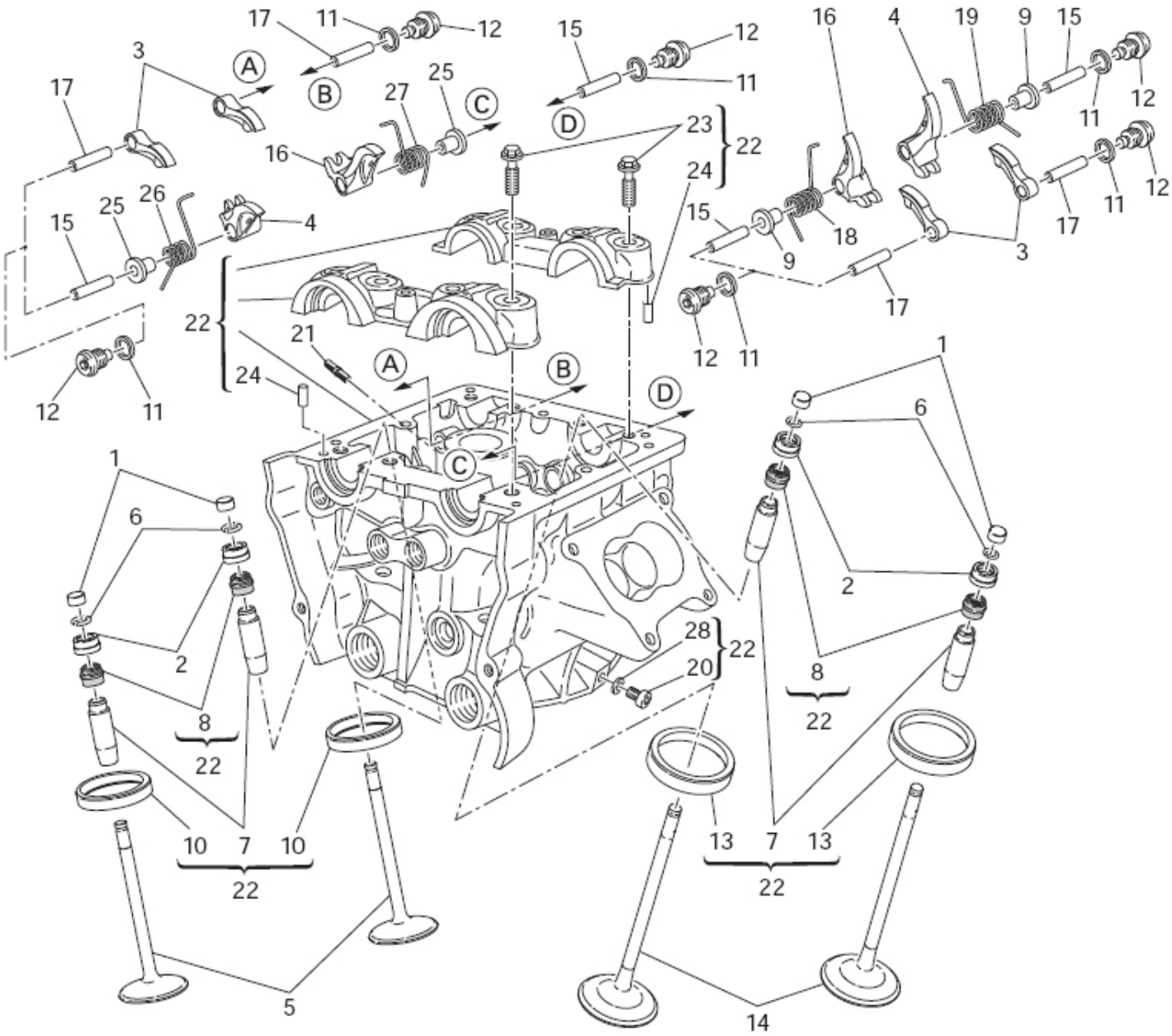

TAVOLA DRAWING **014** **TESTA VERTICALE** **VERTICAL HEAD**

NOTE NOTES	POS. NO.	N.CODICE CODE NO.	DENOMINAZIONE	DESCRIPTION	MODELLO MODEL	Q.TA' Q.TY
	13	304.1.088.1AB	Sede valvola asp. magg. 0,03	Oversize intake valve seat 0.03		2
	13	304.1.088.1AC	Sede valvola asp. magg. 0,06	Oversize intake valve seat 0.06		2
	14	210.1.078.1A	Valvola aspirazione	Intake valve		2
	15	821.1.223.1B	Perno bilanciere chiusura	Closing rocker shaft		4
	16	209.1.049.1A	Bilanciere chiusura (destro)	Closing rocker (R.H.)		2
	17	821.1.222.1B	Perno bilanciere apertura	Opening rocker shaft		4
	18	799.1.486.1A	Molla ritorno valvola (destra)	Valve return spring (R.H.)		1
	19	799.1.485.1A	Molla ritorno valvola (sinistra)	Valve return spring (L.H.)		1
	20	773.5.061.8B	Vite	Screw		1
	21	766.4.019.1A	Prigioniero	Stud bolt		3
	22	301.2.336.1A	Testa verticale completa	Complete vertical head		1
	23	779.1.421.1A	Vite speciale	Special screw		8
	24	860.5.006.1A	Spina	Pin		4
	25	713.1.292.1B	Distanziale	Spacer		2
	26	799.1.518.1A	Molla ritorno valvola (sinistra)	Valve return spring (L.H.)		1
	27	799.1.519.1A	Molla ritorno valvola (destra)	Valve return spring (R.H.)		1
	28	852.5.023.1A	Guarnizione	Gasket		1

EMESSO: 09-13 ISSUED: 09-13

015 TESTA ORIZZONTALE — HORIZONTAL HEAD

1 Registro bilanc. apertura Adjustment Réglage Ventilkäppchen	2 Registro bilanc. chiusura Adjustment Réglage Ventilkäppchen
840.1.031.1A - 1,8	840.1.041.2B - 2,2
840.1.032.1A - 1,85	840.1.042.2B - 2,25
840.1.033.1A - 1,9	840.1.043.2B - 2,3
840.1.034.1A - 1,95	840.1.044.2B - 2,35
840.1.001.1A - 2,0	840.1.045.2B - 2,4
840.1.002.1A - 2,05	840.1.046.2B - 2,45
840.1.003.1A - 2,1	840.1.047.2B - 2,5
840.1.004.1A - 2,15	840.1.048.2B - 2,55
840.1.005.1A - 2,2	840.1.049.2B - 2,6
840.1.006.1A - 2,25	840.1.050.2B - 2,65
840.1.007.1A - 2,3	840.1.051.2B - 2,7
840.1.008.1A - 2,35	840.1.052.2B - 2,75
840.1.009.1A - 2,4	840.1.053.2B - 2,8
840.1.010.1A - 2,45	840.1.054.2B - 2,85
840.1.011.1A - 2,5	840.1.055.2B - 2,9
840.1.012.1A - 2,55	840.1.056.2B - 2,95
840.1.013.1A - 2,6	840.1.057.2B - 3,0
840.1.014.1A - 2,65	840.1.058.2B - 3,05
840.1.015.1A - 2,7	840.1.059.2B - 3,1
840.1.016.1A - 2,75	840.1.060.2B - 3,15
840.1.017.1A - 2,8	840.1.061.2B - 3,2
840.1.018.1A - 2,85	840.1.062.2B - 3,25
840.1.019.1A - 2,9	840.1.063.2B - 3,3
840.1.020.1A - 2,95	840.1.064.2B - 3,35
840.1.021.1A - 3,0	840.1.065.2B - 3,4
840.1.022.1A - 3,05	840.1.066.2B - 3,45
840.1.023.1A - 3,1	840.1.067.2B - 3,5
840.1.024.1A - 3,15	840.1.068.2B - 3,55
840.1.025.1A - 3,2	840.1.069.2B - 3,6
840.1.026.1A - 3,25	840.1.070.2B - 3,65
840.1.027.1A - 3,3	840.1.071.2B - 3,7
840.1.028.1A - 3,35	840.1.072.2B - 3,75
840.1.029.1A - 3,4	840.1.073.2B - 3,8
840.1.030.1A - 3,45	840.1.074.2B - 3,85
	840.1.075.2B - 3,9
	840.1.076.2B - 3,95
	840.1.077.2B - 4,0
	840.1.078.2B - 4,05
	840.1.079.2B - 4,1
	840.1.080.2B - 4,15
	840.1.081.2B - 4,2
	840.1.082.2B - 4,25
	840.1.083.2B - 4,3
	840.1.084.2B - 4,35
	840.1.085.2B - 4,4
	840.1.086.2B - 4,45
	840.1.087.2B - 4,5

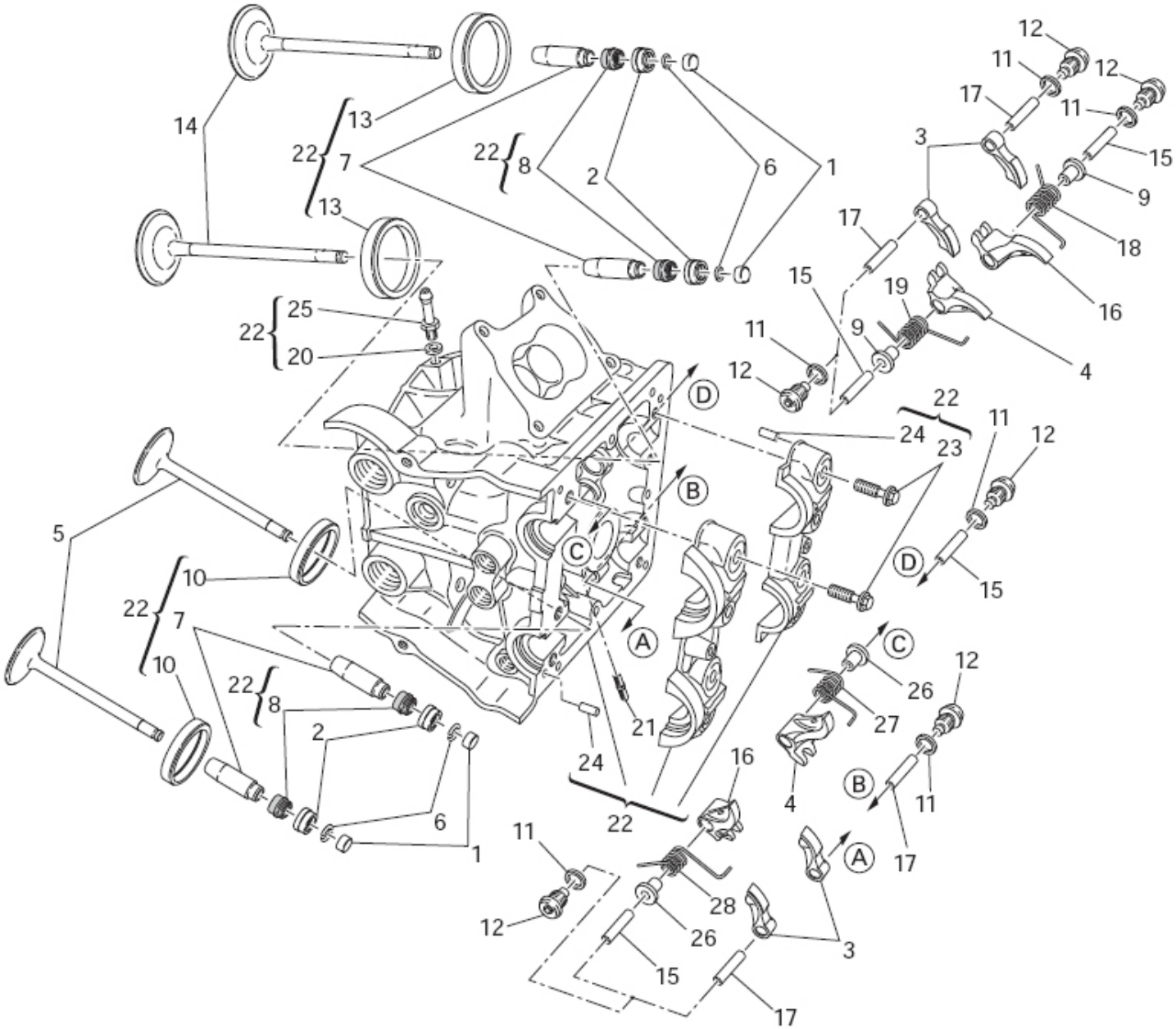

TAVOLA DRAWING **015** **TESTA ORIZZONTALE** **HORIZONTAL HEAD**

NOTE NOTES	POS. NO.	N.CODICE CODE NO.	DENOMINAZIONE	DESCRIPTION	MODELLO MODEL	Q.TA' Q.TY
	1	.....	Vedi tavola	See table		4
	2	.....	Vedi tavola	See table		4
	3	208.1.032.1A	Bilanciere apertura	Opening rocker		4
	4	209.1.050.1A	Bilanciere chiusura (sinistro)	Closing rocker (L.H.)		2
	5	211.1.077.1B	Valvola scarico	Exhaust valve		2
	6	669.1.001.1E	Semianelli	Split rings		8
	7	303.1.063.1BB	Guidavalvola magg. 0,03	Oversize valve guide 0.03		4
	7	303.1.063.1BC	Guidavalvola magg. 0,06	Oversize valve guide 0.06		4
	7	303.1.063.1BD	Guidavalvola magg. 0,09	Oversize valve guide 0.09		4
	8	764.1.087.1A	Gommino per valvola	Valve seal		4
	9	713.1.292.1A	Distanziale	Spacer		2
	10	304.1.089.1A	Sede valvola scarico	Exhaust valve seat		2
	10	304.1.089.1AB	Sede valvola scar. magg. 0,03	Oversize exhaust valve seat 0.03		2
	10	304.1.089.1AC	Sede valvola scar. magg. 0,06	Oversize exhaust valve seat 0.06		2
	11	852.5.026.1B	Guarnizione alluminio sp.1,5	Aluminium gasket th.1,5		8
	12	780.1.051.1B	Tappo	Cap		8
	13	304.1.088.1A	Sede valvola aspirazione	Intake valve seat		2

EMESSO: 09-13 ISSUED: 09-13

015 TESTA ORIZZONTALE — HORIZONTAL HEAD

1 Registro bilanc. apertura Adjustment Réglage Ventilkäppchen	2 Registro bilanc. chiusura Adjustment Réglage Ventilkäppchen
840.1.031.1A - 1,8	840.1.041.2B - 2,2
840.1.032.1A - 1,85	840.1.042.2B - 2,25
840.1.033.1A - 1,9	840.1.043.2B - 2,3
840.1.034.1A - 1,95	840.1.044.2B - 2,35
840.1.001.1A - 2,0	840.1.045.2B - 2,4
840.1.002.1A - 2,05	840.1.046.2B - 2,45
840.1.003.1A - 2,1	840.1.047.2B - 2,5
840.1.004.1A - 2,15	840.1.048.2B - 2,55
840.1.005.1A - 2,2	840.1.049.2B - 2,6
840.1.006.1A - 2,25	840.1.050.2B - 2,65
840.1.007.1A - 2,3	840.1.051.2B - 2,7
840.1.008.1A - 2,35	840.1.052.2B - 2,75
840.1.009.1A - 2,4	840.1.053.2B - 2,8
840.1.010.1A - 2,45	840.1.054.2B - 2,85
840.1.011.1A - 2,5	840.1.055.2B - 2,9
840.1.012.1A - 2,55	840.1.056.2B - 2,95
840.1.013.1A - 2,6	840.1.057.2B - 3,0
840.1.014.1A - 2,65	840.1.058.2B - 3,05
840.1.015.1A - 2,7	840.1.059.2B - 3,1
840.1.016.1A - 2,75	840.1.060.2B - 3,15
840.1.017.1A - 2,8	840.1.061.2B - 3,2
840.1.018.1A - 2,85	840.1.062.2B - 3,25
840.1.019.1A - 2,9	840.1.063.2B - 3,3
840.1.020.1A - 2,95	840.1.064.2B - 3,35
840.1.021.1A - 3,0	840.1.065.2B - 3,4
840.1.022.1A - 3,05	840.1.066.2B - 3,45
840.1.023.1A - 3,1	840.1.067.2B - 3,5
840.1.024.1A - 3,15	840.1.068.2B - 3,55
840.1.025.1A - 3,2	840.1.069.2B - 3,6
840.1.026.1A - 3,25	840.1.070.2B - 3,65
840.1.027.1A - 3,3	840.1.071.2B - 3,7
840.1.028.1A - 3,35	840.1.072.2B - 3,75
840.1.029.1A - 3,4	840.1.073.2B - 3,8
840.1.030.1A - 3,45	840.1.074.2B - 3,85
	840.1.075.2B - 3,9
	840.1.076.2B - 3,95
	840.1.077.2B - 4,0
	840.1.078.2B - 4,05
	840.1.079.2B - 4,1
	840.1.080.2B - 4,15
	840.1.081.2B - 4,2
	840.1.082.2B - 4,25
	840.1.083.2B - 4,3
	840.1.084.2B - 4,35
	840.1.085.2B - 4,4
	840.1.086.2B - 4,45
	840.1.087.2B - 4,5

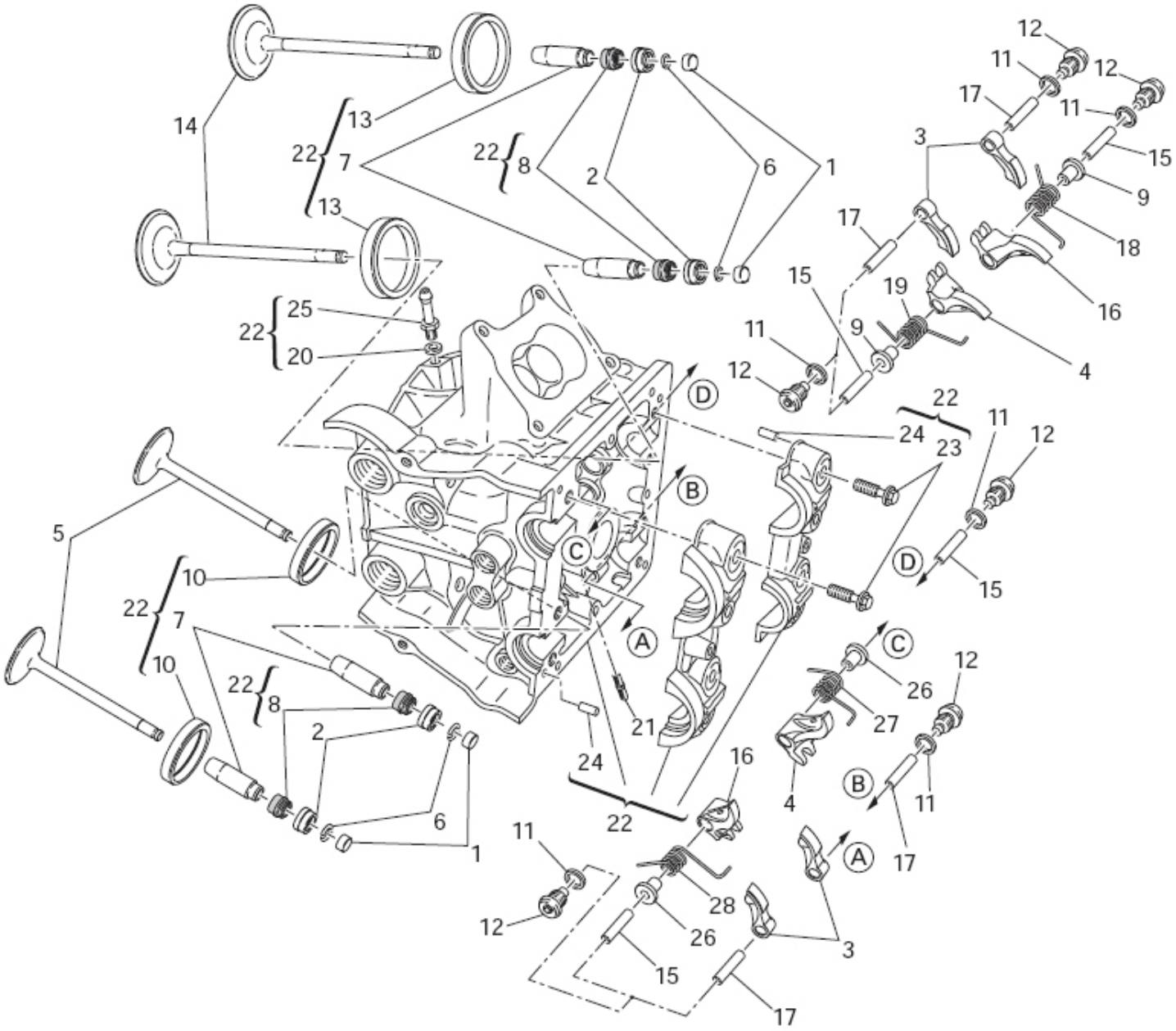

TAVOLA DRAWING **015** **TESTA ORIZZONTALE** **HORIZONTAL HEAD**

NOTE NOTES	POS. NO.	N.CODICE CODE NO.	DENOMINAZIONE	DESCRIPTION	MODELLO MODEL	Q.TA' Q.TY
	13	304.1.088.1AB	Sede valvola asp. magg. 0,03	Oversize intake valve seat 0.03		2
	13	304.1.088.1AC	Sede valvola asp. magg. 0,06	Oversize intake valve seat 0.06		2
	14	210.1.078.1A	Valvola aspirazione	Intake valve		2
	15	821.1.223.1B	Perno bilanciere chiusura	Closing rocker shaft		4
	16	209.1.049.1A	Bilanciere chiusura (destro)	Closing rocker (R.H.)		2
	17	821.1.222.1B	Perno bilanciere apertura	Opening rocker shaft		4
	18	799.1.486.1A	Molla ritorno valvola (destra)	Valve return spring (R.H.)		1
	19	799.1.485.1A	Molla ritorno valvola (sinistra)	Valve return spring (L.H.)		1
	20	852.5.023.1A	Guarnizione	Gasket		1
	21	766.4.019.1A	Prigioniero	Stud bolt		3
	22	301.2.335.1A	Testa orizzontale completa	Complete horizontal head		1
	23	779.1.421.1A	Vite speciale	Special screw		8
	24	860.5.006.1A	Spina	Pin		4
	25	814.1.188.1A	Raccordo	Union		1
	26	713.1.292.1B	Distanziale	Spacer		2
	27	799.1.518.1A	Molla ritorno valvola (sinistra)	Valve return spring (L.H.)		1
	28	799.1.519.1A	Molla ritorno valvola (destra)	Valve return spring (R.H.)		1

EMESSO: 09-13 ISSUED: 09-13

016 CORPO FARFALLATO THROTTLE BODY

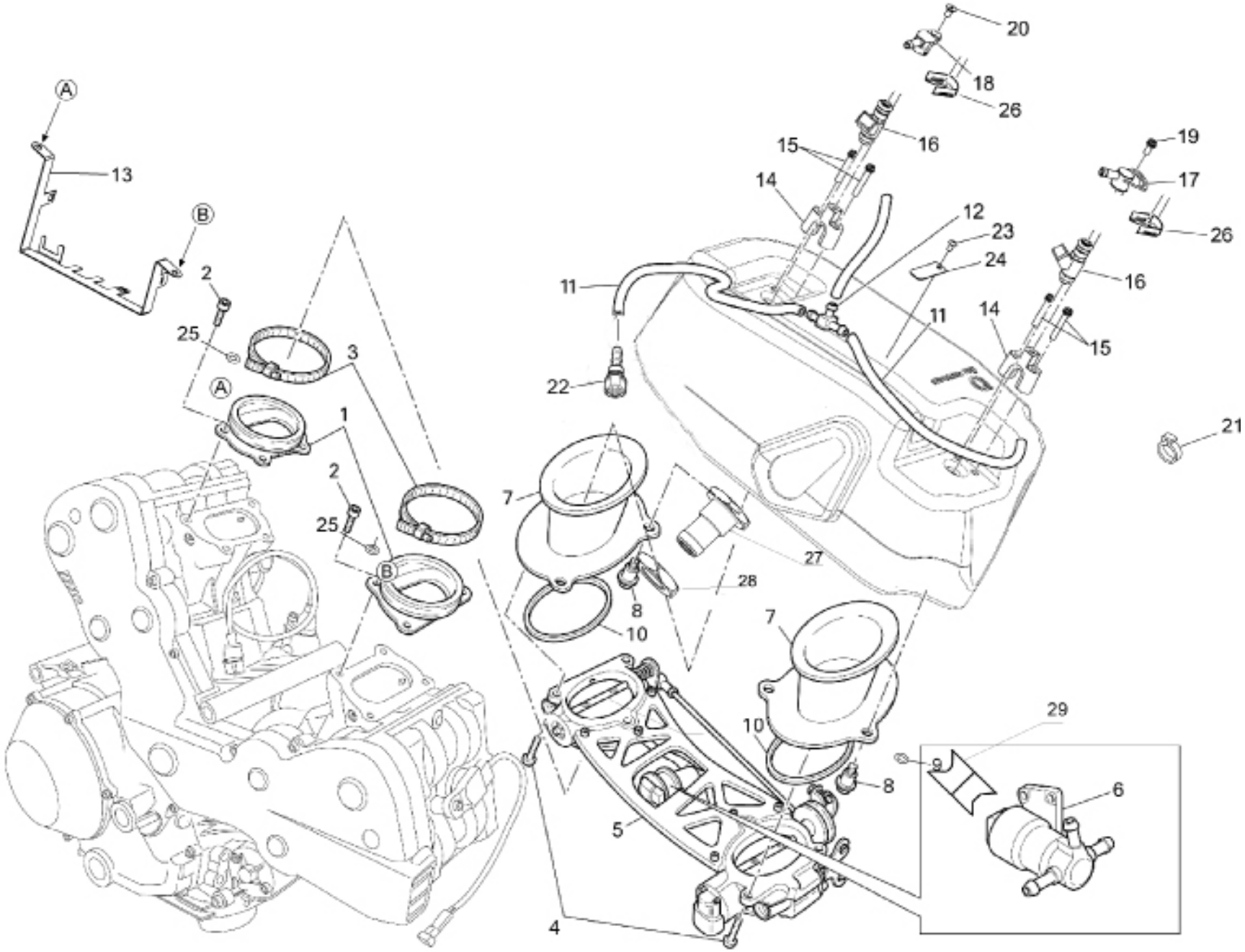

TAVOLA
DRAWING

016 CORPO FARFALLATO THROTTLE BODY

NOTE NOTES	POS. NO.	N.CODICE CODE NO.	DENOMINAZIONE	DESCRIPTION	MODELLO MODEL	Q.TA' Q.TY
	1	250000208	Collettore di Aspirazione	Intake manifold		2
	2	771.5.065.8B	Vite	Screw		6
	3	216000111	Fascetta SX9C W2 60X80	Clamp		2
	4	201041009	Vite M5x16 TCEI CZ	Screw		6
	5	250000188	Corpo farfallato 1198/09	Throttle body		1
	5	.....	Corpo farfallato (FRANCIA)	Throttle body (FRANCE)	3F4	1
	6	283.4.017.1A	Motorino Passo-Passo	Stepper motor		1
	7	250000186	Cornetto aspirazione 1198/09	Intake duct		2
	8	201041017	Vite M6x12 TCEI CZ	Screw		6
	9	203010027	Rondella UNI 6592 6.4x12x1.6	Washer		6
	10	250000187	Guarnizione cornetto asp. 1198/09	Gasket		2
	11	216000067	Tubo gomma D.7x13	Rubber tube		3
	12	216000118	Raccordo a "T"	Union “T”		1
	13	507090120	Piastrino porta connettori	Plugs holder		1
	14	507006040	Supporto iniettore	Injector mounting support		2
	15	201041025	Vite M5x30 TCEI CZ	Screw		4
	16	507006090	Iniettore	Injector		2
	17	507006050	Raccordo iniettore orizzontale	H. injector connection		1
	18	507006100	Raccordo iniettore verticale	V. injector connection		1
	19	201041021	Vite M5x14 TCEI CZ	Screw		1
	20	201050067	Vite M5x10 TSPEI	Screw		1
	21	215000075	Fascetta	Clamp		6
	22	215001179	Sgancio rapido	Quick coupling union		1
	23	201030109	Vite M4x8 TBEI	Screw		3
	24	507006110	Piastrino fissagio tubo	Plate		3

EMESSO: 09-13 ISSUED: 09-13

TAVOLA
DRAWING

016

CORPO FARFALLATO

THROTTLE BODY

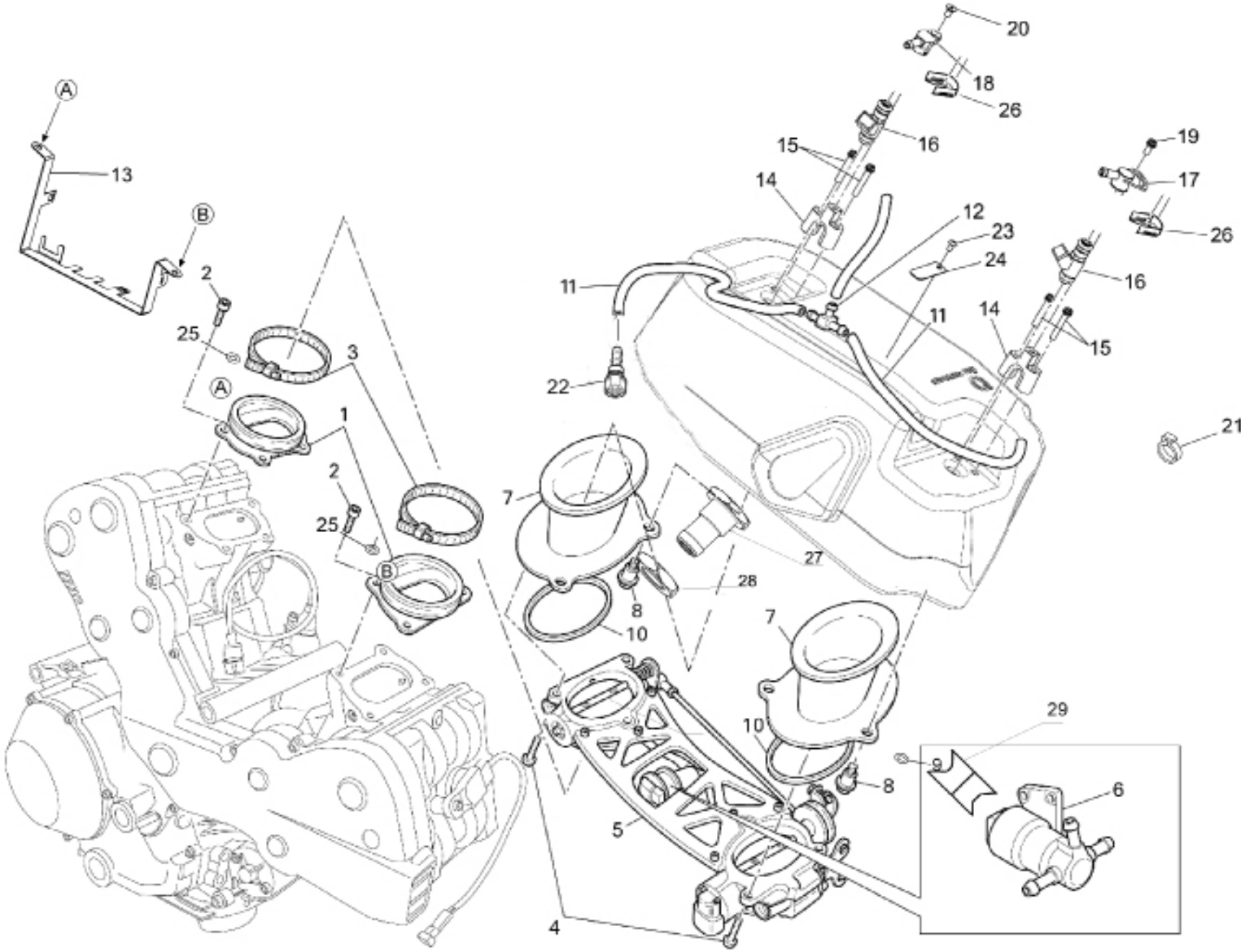

TAVOLA
DRAWING

NOTE NOTES	POS. NO.	N.CODICE CODE NO.	DENOMINAZIONE	DESCRIPTION	MODELLO MODEL	Q.TA' Q.TY
	25	203050034	Rondella alluminio 6x10x1.5	Washer		2
	26	215000208	Molletta iniettore	Injector spring		2
	27	507306020	Ugello aria 1198	Air injet		1
	28	507306030	Dado M16x1.5	Nut		1
	29	250000190	Tubo aria stepper	Stepper duct		1

EMESSO: 09-13 ISSUED: 09-13

TAVOLA
DRAWING

017 ASPIRAZIONE ARIA E SFIATO OLIO — AIR INDUCTION AND OIL VENT

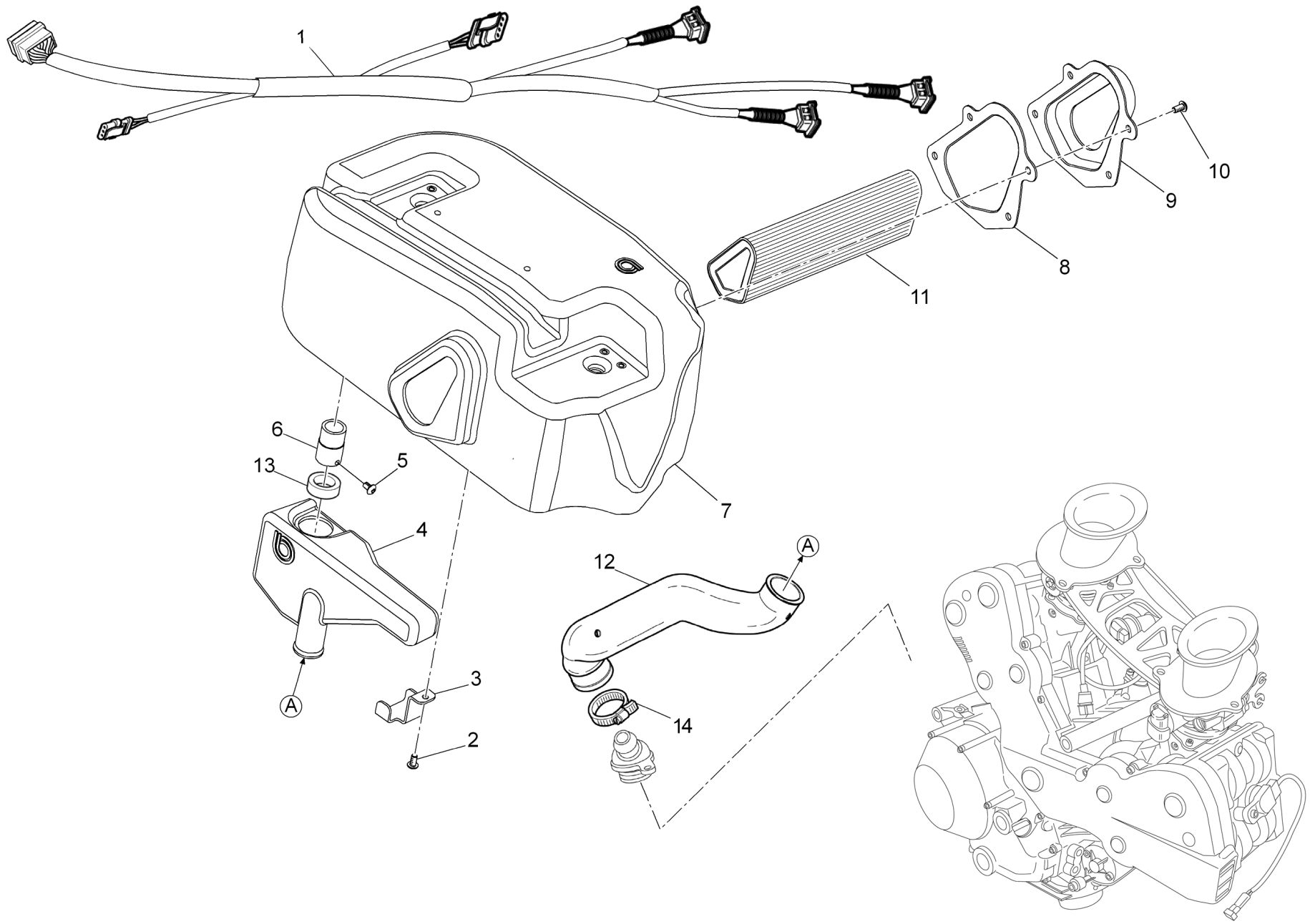

TAVOLA DRAWING **017** **ASPIRAZIONE ARIA E SFIATO OLIO** **AIR INDUCTION AND OIL VENT**

NOTE NOTES	POS. NO.	N.CODICE CODE NO.	DENOMINAZIONE	DESCRIPTION	MODELLO MODEL	Q.TA' Q.TY
	1	507790050	Cablaggio airbox	Airbox electric wiring		1
	2	201030111	Vite M5x10 TBEI	Screw		1
	3	507006070	Piastrino fix vaso espansione olio	Plate		1
	4	507006060	Vaso espansione olio	Oil breather tank		1
	5	201030115	Vite M5x8 TBEI	Screw		1
	6	507006080	Raccordo scatola filtro vaso espansione	Union		1
	7	507706010	Scatola filtro 1198	Airbox		1
	8	507006120	Guarnizione gomma supporto filtro	Gasket		1
	9	507006030	Supporto manicotto airbox	Sleeve support		1
	10	201032001	Vite TBEI testa larga M5x12	Screw		4
	11	250000181	Filtro aria	Air filter		1
	12	250000182	Tubo sfiato olio	Blow-by breather hose		1
	13	214000108	Passacavo	Cable guide		1
	14	216000144	Fascetta	Clamp		2

EMESSO: 09-13 ISSUED: 09-13

018 TELAIO FRAME

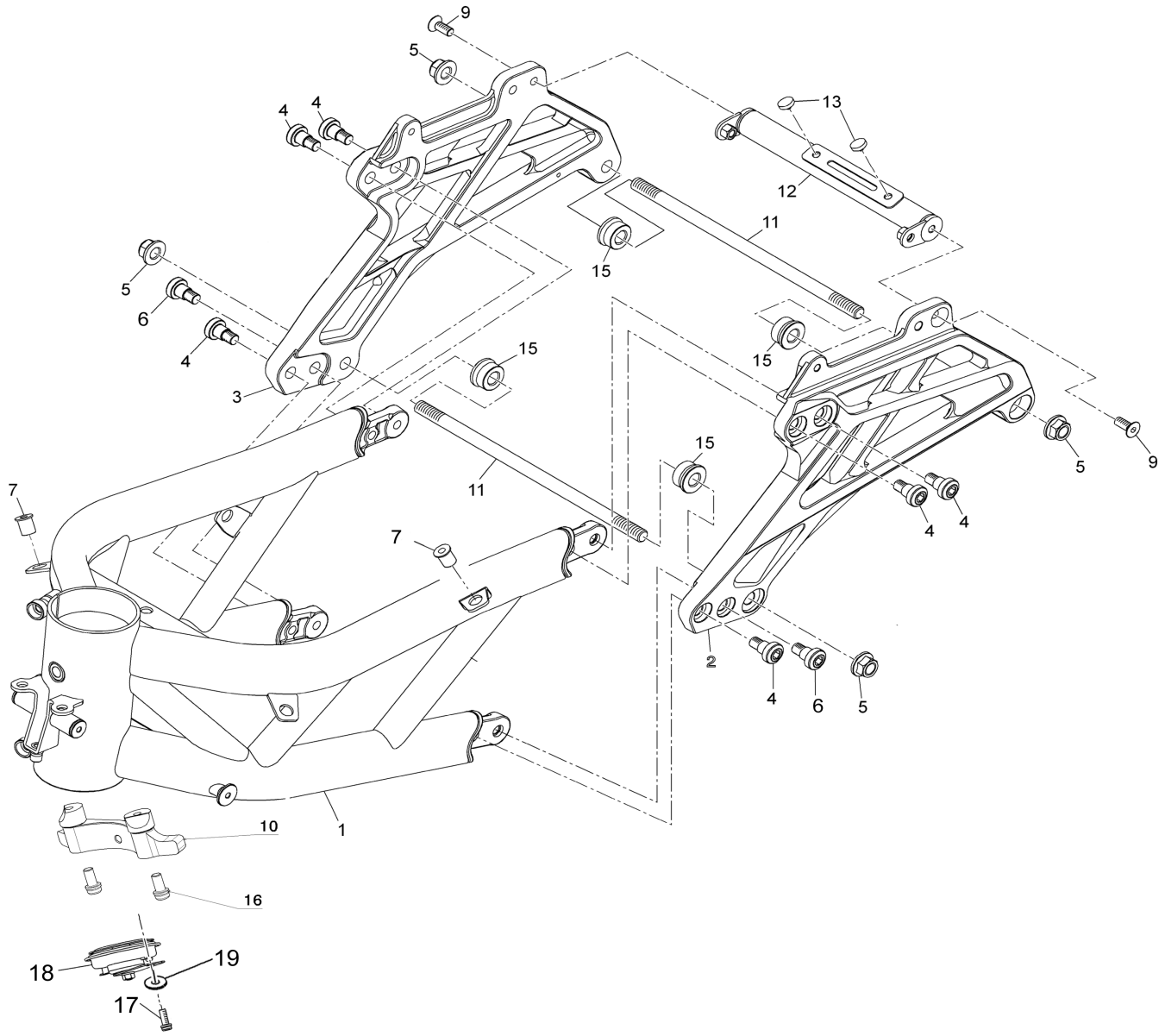

TAVOLA
DRAWING

018 TELAIO FRAME

NOTE NOTES	POS. NO.	N.CODICE CODE NO.	DENOMINAZIONE	DESCRIPTION	MODELLO MODEL	Q.TA' Q.TY
	1	507760010	Traliccio (Nero)	Frame (BLACK)		1
	2	507760030	Piastra telaio sinistra	L.H. frame plate		1
	3	507760020	Piastra telaio destra	R.H. frame plate		1
	4	507099010	Vite TCEI M10x1.25	Screw		8
	5	202090011	Dado M12X1.25 Gally	Nut		4
	6	507799030	Vite fix telaio-carena	Screw to fix chassis and fairing		2
	7	215000126	Velnut M6	Velnut		6
	9	201050047	Vite M8X20 TSPEI	Screw		2
	10	507760110	Battuta di sterzo	Steering Spacer		1
	11	507060100	Perno motore	Engine spindle		2
	12	507360040	Traverso posteriore telaio (NERO)	Frame block support (BLACK)	2T2	1
	13	214000099	Tampone	Rubber pad		2
	15	507060070	Boccola distanziale motore	Spacer		4
	16	201041017	Vite M6x12 TCEI	Screw		2
	17	201041038	Vite M6x14	Screw		1
	18	3350082F60	Avvisatore acustico	Horn		1
	19	203030017	Rondella M6	Washer		1

EMESSO: 09-13 ISSUED: 09-13

019 SISTEMA DI STERZO STEERING SYSTEM

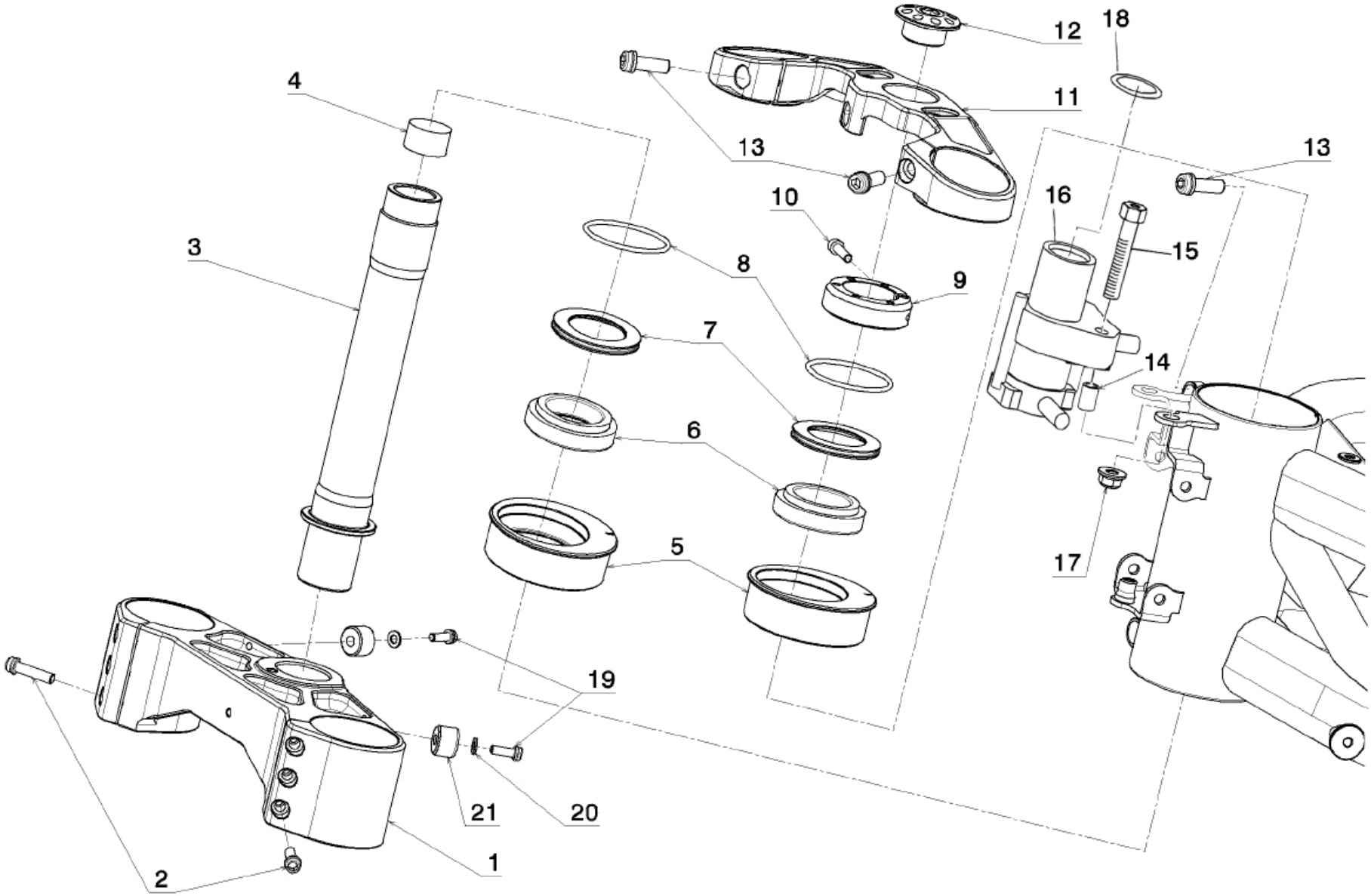

TAVOLA
DRAWING

019

SISTEMA DI STERZO — STEERING SYSTEM

NOTE NOTES	POS. NO.	N.CODICE CODE NO.	DENOMINAZIONE	DESCRIPTION	MODELLO MODEL	Q.TA' Q.TY
	1	506161010	Piastra di sterzo inferiore	Steering head base		1
	2	201041001	Vite M6x25 TCEI CZ chromiting	Screw		6
	3	507761040	Perno di sterzo	Streering pin		1
	4	507061150	Tampone neoprene 26x15	Neoprene pad		1
	5	507761030	Boccola cuscinetto di sterzo	Bush		2
	6	250000162	Cuscinetto di sterzo SNR BB40467 702.4.004.1A	Steering bearing		2
	7	506161050	Parapolvere	Dust seal		2
	8	204010052	O-Ring 3181 45.7x2.62 NBR	O-Ring		2
	9	507761070	Ghiera perno di sterzo	Ring nut		1
	10	201040142	Vite M5x20 TCEI UNI ISO 4762	Screw		1
	11	507761010	Base di sterzo superiore	Steering head		1
	12	507761080	Vite perno di sterzo M26x1.5x13	Screw		1
	13	201041031	Vite M8x22 TCEI CZ chromiting	Screw		4
	14	507090140	Distanziale blocchetto chiave	Spacer		2
	15	507090150	Vite fissaggio blocchetto chiave	Screw		2
	16	210000722	Kit serratura DB6 Q2621	Lock set		1
	17	202090018	Dado M8 flangiato autobloccante chromiting	Nut		2
	18	506161120	Adesivo blocchetto chiave DB5 BIM005	Sticker "ON"		1
	19	201041021	Vite M5x14 TCEI CZ chromiting	Screw		2
	20	203010029	Rondella D5 UNI 6592 chromiting	Washer		2
	21	507761150	Distranziale battuta sterzo	Spacer		2

EMESSO: 09-13 ISSUED: 09-13

TAVOLA
DRAWING

019a MANUBRIO E COMANDI HANDLEBAR AND CONTROLS

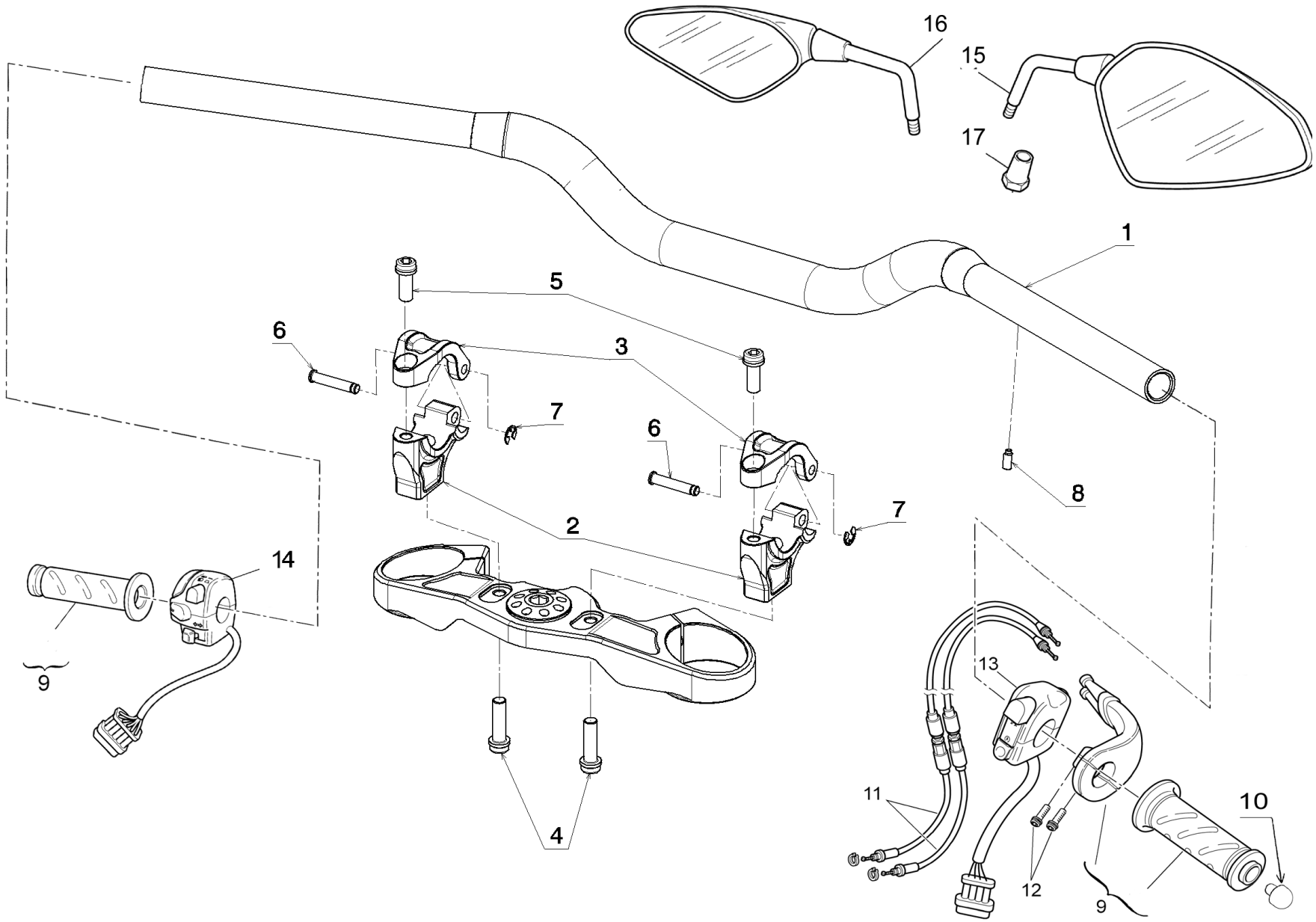

TAVOLA
DRAWING

019a

MANUBRIO E COMANDI — HANDLEBAR AND CONTROLS

NOTE NOTES	POS. NO.	N.CODICE CODE NO.	DENOMINAZIONE	DESCRIPTION	MODELLO MODEL	Q.TA' Q.TY
	1	506361060	Manubrio argento	Handlebar		1
	2	507761050	Supporto manubrio	Riser		2
	3	507761060	Chiusura supporto manubrio	Riser locker		2
	4	201041059	Vite M8x28 TCEI CZ chromiting 59FZ2	Screw		2
	5	201041010	Vite M8x20 TCEI CZ chromiting	Screw		2
	6	506182110	Piolo	Pin		2
	7	214000097	Anello arresto radiale UNI 7434-5 Inox	Seeger		2
	8	201180009	Grano M5X12 testa cil. UNI5925	Bolt		1
	9	216000125	Comando gas + manopola frizione	Throttle control + clutch grip		1
	10	506361070	Tappo manubrio filettato	Handlebar cap		2
	11	507782200	Cavo comado gas	Throttle control cable		1
	12	201041020	Vite M6x20 TCEI CZ chromiting	Screw		2
	13	210000578	Commutatore destro	R.H. switch		1
	14	210000579	Commutatore sinistro	L.H. switch		1
	15	506370290	Specchio destro	Right rear mirror		1
	16	506370300	Specchio sinistro	Left rear mirror		1
	17	506370280	Supporto specchio	Rear mirror bracket		2

EMESSO: 09-13 ISSUED: 09-13

019b COMANDO FRENO E FRIZIONE

BRAKE AND CLUTCH CONTROL

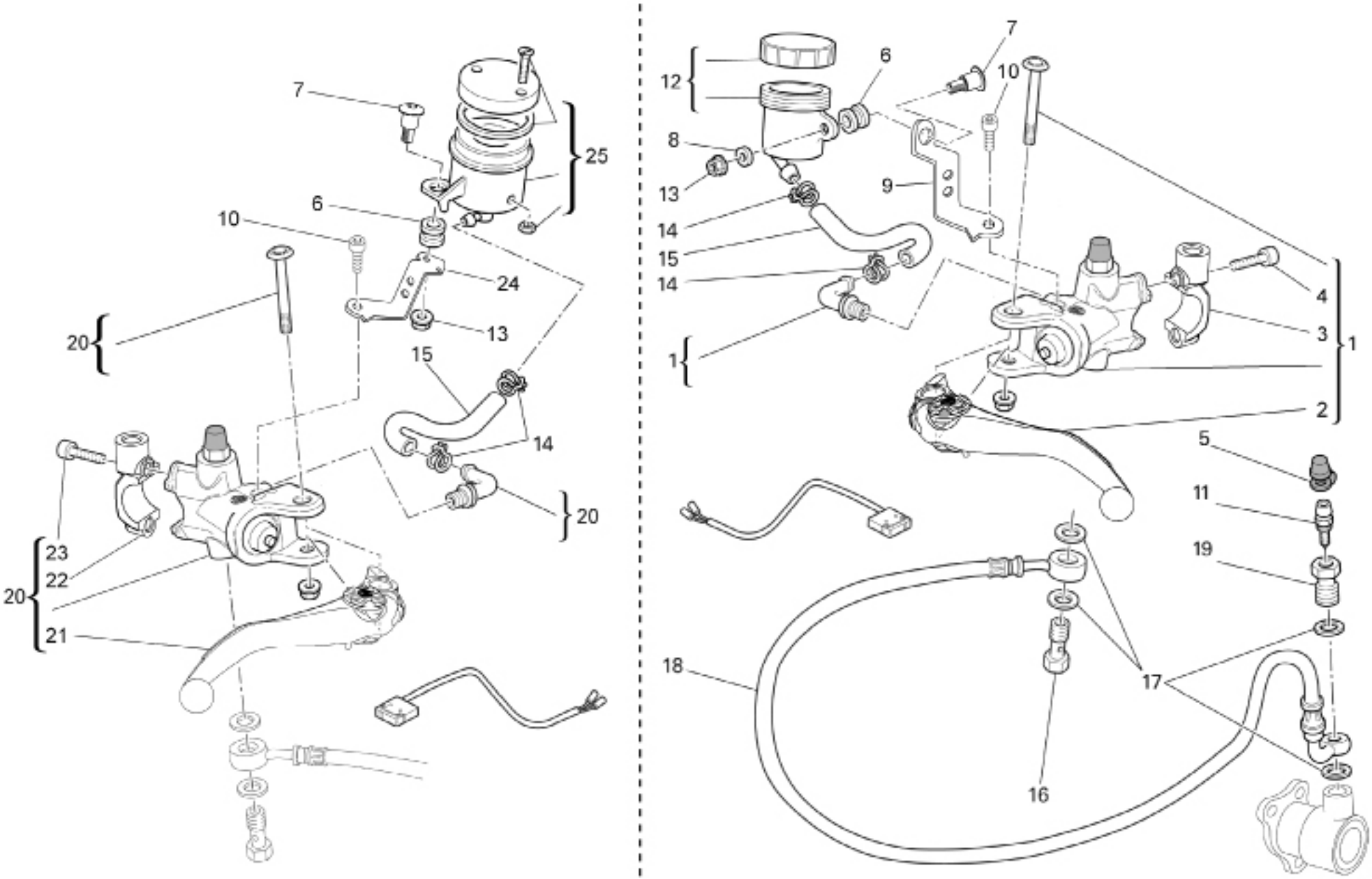

TAVOLA DRAWING **019b** **COMANDO FRENO E FRIZIONE** **BRAKE AND CLUTCH CONTROL**

NOTE NOTES	POS. NO.	N.CODICE CODE NO.	DENOMINAZIONE	DESCRIPTION	MODELLO MODEL	Q.TA' Q.TY
○	1	211031076	Pompa comando frizione completa	Complete clutch drive pump	2T2	1
●	2	211101047	Leva comando frizione	Clutch control lever	2T2	1
●	3	211101040	Cavallotto con supporto specchietto	Bracket with mirror support	2T2	1
●	4	201041001	Vite M6x25	Screw	2T2	2
	5	105150210	Tappo in gomma	Rubber cap	2T2	1
	6	211101041	Gommino	Rubber	2T2	2
	7	211101043	Vite speciale	Special screw	2T2	2
	8	506180040	Boccola	Bush	2T2	1
	9	211101042	Supporto	Holder	2T2	1
	10	201030119	Vite M6x10	Screw	2T2	2
	11	216000048	Spurgo	Bleed	2T2	1
	12	211031030	Serbatoio olio completo	Complete oil tank	2T2	1
	13	202090020	Dado	Nut	2T2	2
	14	215000049	Fascetta	Clamp	2T2	4
	15	101500008	Tubo	Tube	2T2	2
	16	216000046	Vite forata	Drilled screw	2T2	1
	17	216000044	Guarnizione alluminio	Aluminium gasket	2T2	4
	18	507111010	Tubo comando frizione	Clutch control pipe	2T2	1
	19	216000047	Vite forata	Drilled screw	2T2	1
○	20	211031075	Pompa freno anteriore completa	Complete front brake pump	2T2	1
●	21	211101046	Leva comando freno	Brake control lever	2T2	1
●	22	211101040	Cavallotto con supporto specchietto	Bracket with mirror support	2T2	1
●	23	201041001	Vite M6x25	Screw	2T2	2
	24	211101039	Supporto	Holder	2T2	1
	25	211031029	Serbatoio olio completo	Complete oil tank	2T2	1

EMESSO: 09-13 ISSUED: 09-13

019c LEVE OPTIONAL OPTIONAL CONTROLS

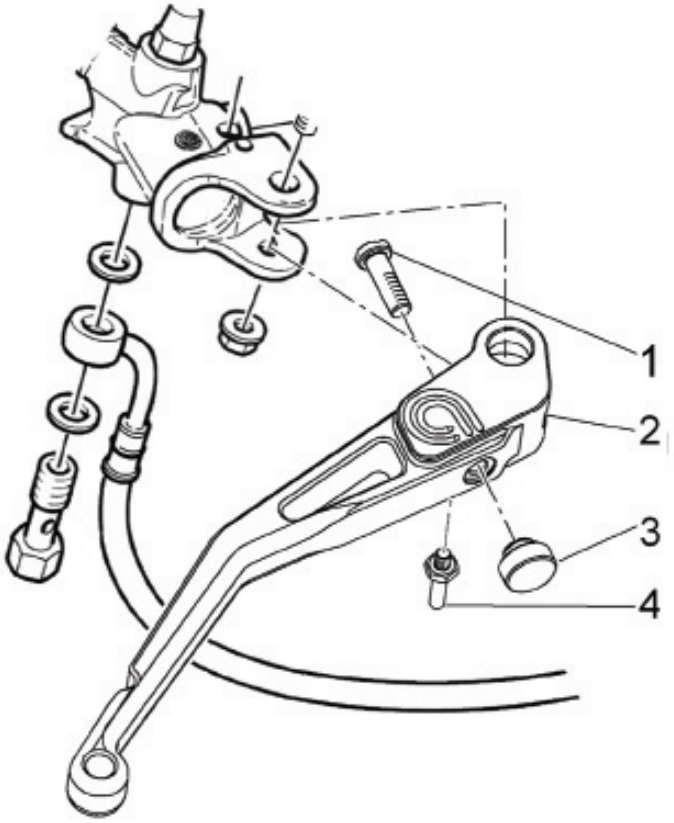

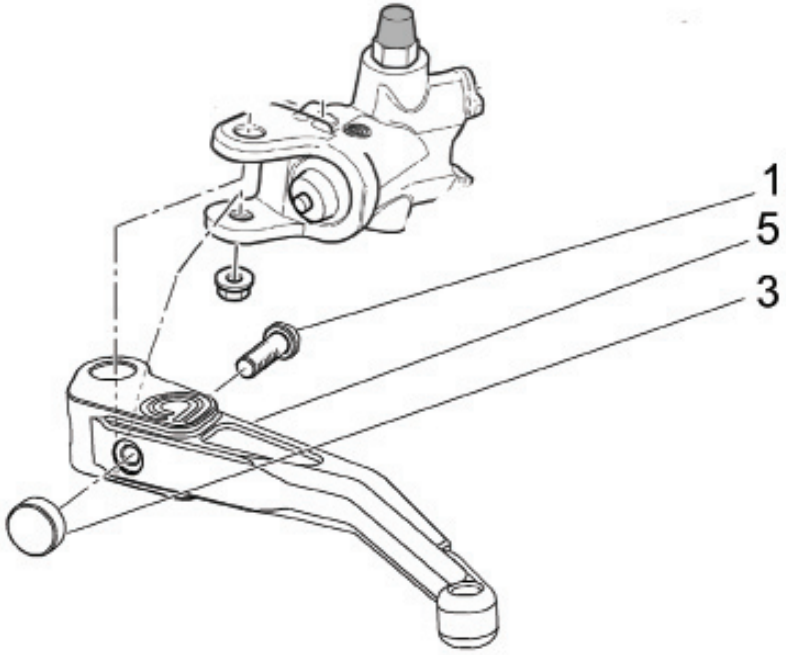

TAVOLA
DRAWING

019c LEVE OPTIONAL OPTIONAL CONTROLS

NOTE NOTES	POS. NO.	N.CODICE CODE NO.	DENOMINAZIONE	DESCRIPTION	MODELLO MODEL	Q.TA' Q.TY
	1	507080020	Nottolino leva freno	Nut		2
	2	507080010	Leva freno alluminio	Aluminium brake lever		1
	3	507080030	Perno di registro leva freno	Adjustment pin		2
	4	507080040	Pernetto per microswich leva freno	Pin		1
	5	507011010	Leva frizione alluminio	Aluminium clutch lever		1

EMESSO: 09-13 ISSUED: 09-13

TAVOLA
DRAWING

020

FORCELLA ANTERIORE DOPPIO DISCO

FRONT FORK FOR DOUBLE BRAKE DISCS

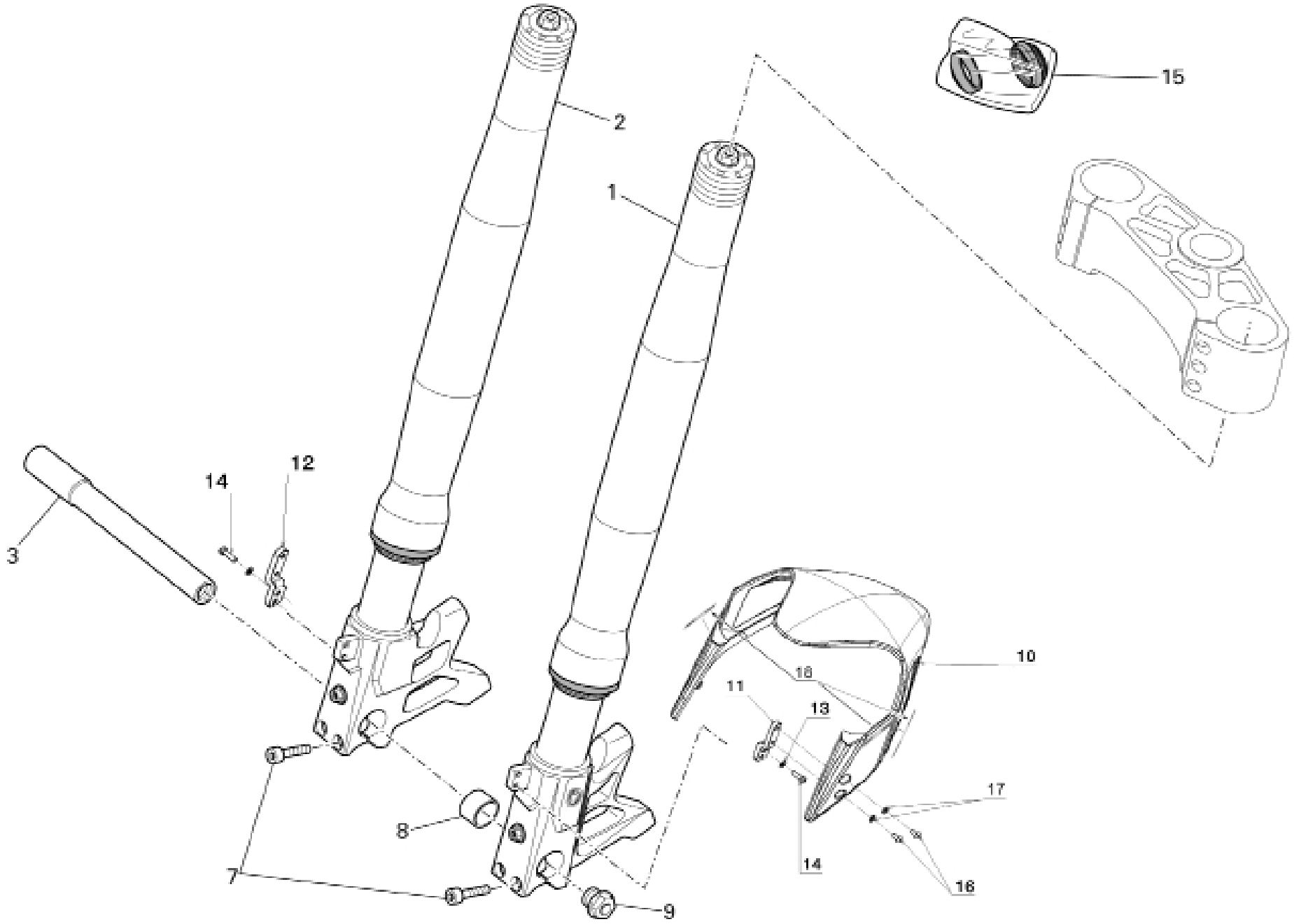

TAVOLA
DRAWING

020

FORCELLA ANTERIORE DOPPIO DISCO

FRONT FORK FOR DOUBLE BRAKE DISCS

NOTE NOTES	POS. NO.	N.CODICE CODE NO.	DENOMINAZIONE	DESCRIPTION	MODELLO MODEL	Q.TA' Q.TY
	1	213000105	Stelo forcella sx Marzocchi	Marzocchi L.H. fork leg		1
	2	213000104	Stelo forcella dx Marzocchi	Marzocchi R.H. fork leg		1
	3	507081020	Perno ruota anteriore	Front wheel spindle		1
	7	201041004	Vite M8x40 TCEI CZ	Screw		4
	8	507081030	Distanziale perno ruota anteriore	Spacer		1
	9	506181090	Vite SP M20x1x13 TEF	Special screw		1
○	10	507770080	Parafango anteriore (Bianco)	Front mudguard (White)	1T1; 2T1	1
○	10	507770400	Parafango anteriore (Carbonio)	Front mudguard (Carbon)	3T2; 4T2	1
	11	507770210	Supporto parafango anteriore sinistro	Bracket		1
	12	507770200	Supporto parafango anteriore destro	Bracket		1
	13	203010029	Rondella D5 UNI 6592 chromiting	Washer		4
	14	201041021	Vite M5x14 TCEI CZ chromiting	Screw		4
	15	849340056	Kit revisione forcelle Marzocchi	Marzocchi fork maintenance kit		1
	16	201030111	Vite M5x10 TBEI UNI 7380 chromiting	Screw		4
	17	215000003	Rondella 5x10x1 nylon	Nylon washer		4
●	18	507770320	Bandiera tricolore L.170	Sticker "Italian flag"		2

EMESSO: 09-13

ISSUED: 09-13

020a FORCELLA ANTERIORE DISCO SINGOLO

FRONT FORK FOR BOUNDARY BRAKE DISC

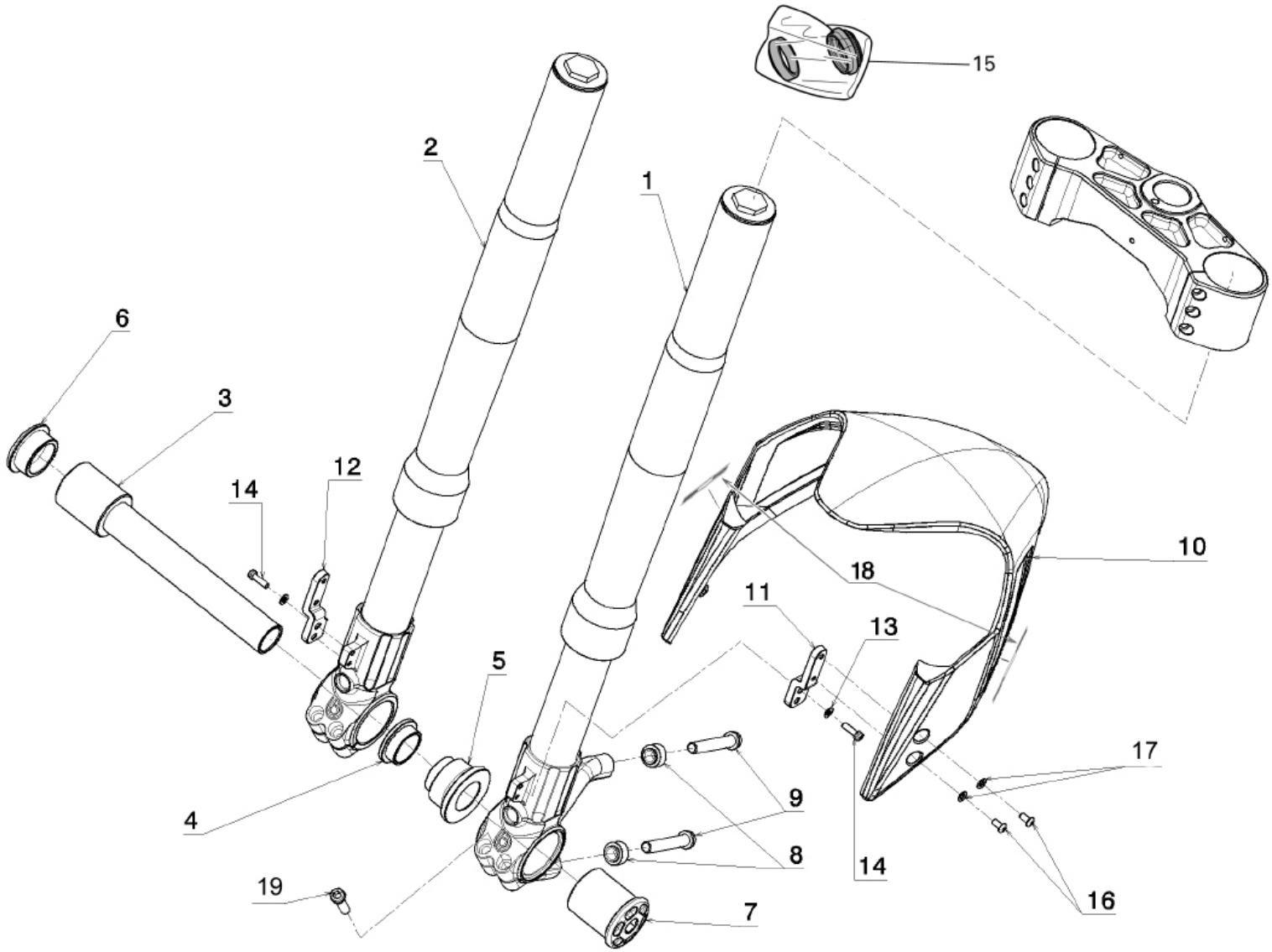

TAVOLA
DRAWING

020a

FORCELLA ANTERIORE DISCO SINGOLO **FRONT FORK FOR BOUNDARY BRAKE DISC**

NOTE NOTES	POS. NO.	N.CODICE CODE NO.	DENOMINAZIONE	DESCRIPTION	MODELLO MODEL	Q.TA' Q.TY
	1	507761110	Stelo completo sx piedino periferico	L.H. fork leg	4T2; 4T4	1
	2	507761120	Stelo completo dx piedino periferico	R.H. fork leg	4T2; 4T4	1
	3	507781010	Perno ruota anteriore periferico	Front wheel spindle	4T2; 4T4	1
	4	507781040	Distanziale ruota ant periferico dx	Right spacer	4T2; 4T4	1
	5	507781050	Distanziale ruota ant periferico sx	Left spacer	4T2; 4T4	1
	6	507781020	Borchia destra	Right stud	4T2; 4T4	1
	7	507781030	Borchia sinistra	Left stud	4T2; 4T4	1
	8	507780040	Distanziale pinza freno disco periferico	Spacer	4T2; 4T4	2
	9	201041060	Vite M10x1.25x62 TCEI CZ chromiting	Screw		2
○	10	507770080	Parafango anteriore (Bianco)	Front mudguard (White)	1T1; 2T1	1
○	10	507770400	Parafango anteriore (Carbonio)	Front mudguard (Carbon)	3T2; 4T2	1
	11	507770210	Supporto parafango anteriore sinistro	Bracket		1
	12	507770200	Supporto parafango anteriore destro	Bracket		1
	13	203010029	Rondella D5 UNI 6592 chromiting	Washer		4
	14	201041021	Vite M5x14 TCEI CZ chromiting	Screw		4
	15	849340056	Kit revisione forcelle Marzocchi	Marzocchi fork maintenance kit		1
	16	201030111	Vite M5x10 TBEI UNI 7380 chromiting	Screw		4
	17	215000003	Rondella 5x10x1 nylon	Nylon washer		4
●	18	507770320	Bandiera tricolore L.170	Sticker "Italian flag"		2
	19	201041005	Vite M8x30 TCEI CZ chromiting	Screw		4

EMESSO: 09-13 ISSUED: 09-13

TAVOLA
DRAWING

020b

AMMORTIZZATORE DI STERZO

STEERING DAMPER

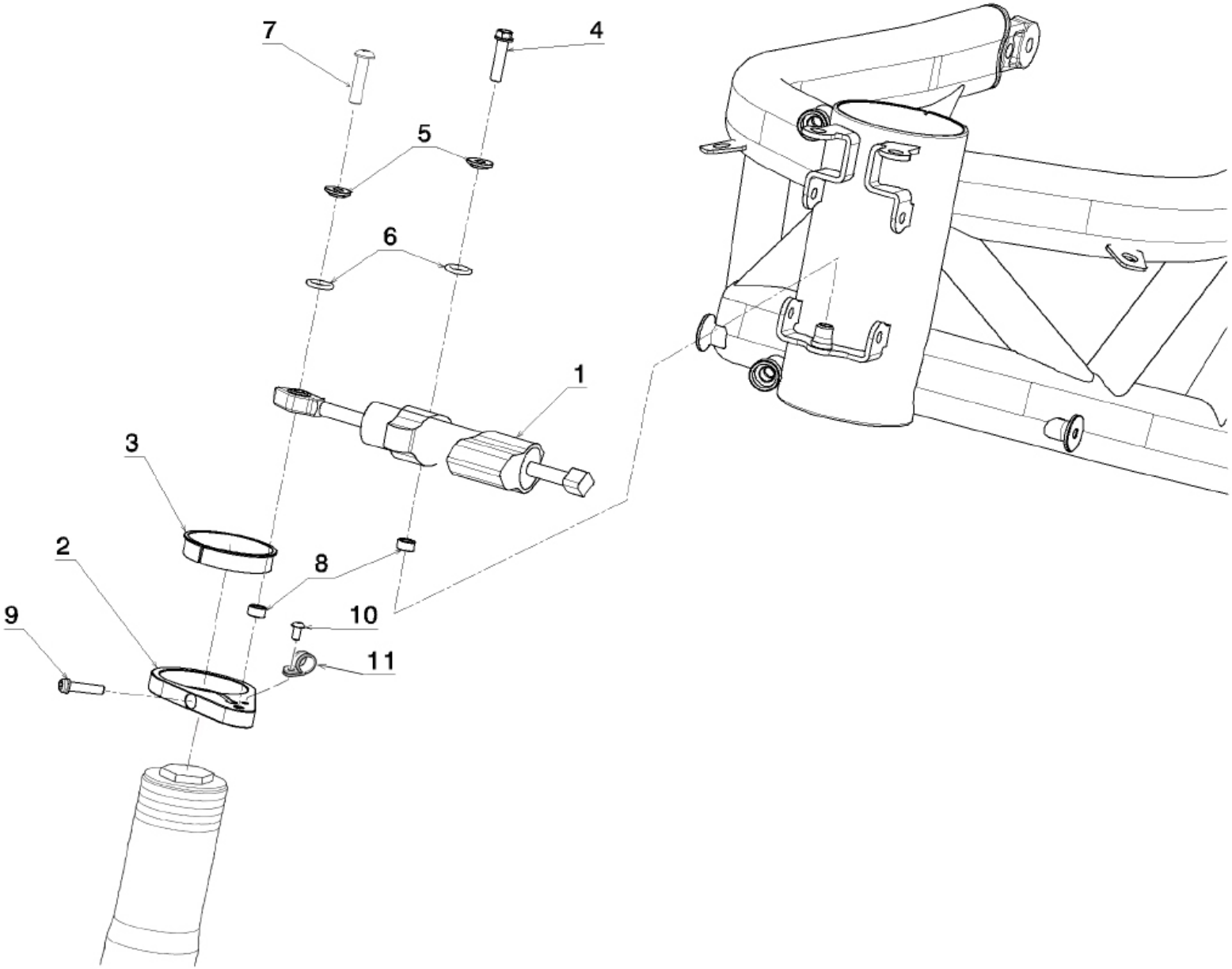

TAVOLA
DRAWING

020b

AMMORTIZZATORE DI STERZO — STEERING DAMPER

NOTE NOTES	POS. NO.	N.CODICE CODE NO.	DENOMINAZIONE	DESCRIPTION	MODELLO MODEL	Q.TA' Q.TY
	1	213000106	Ammortizzatore di sterzo DB7 Rosso	Steering damper		1
	2	507761130	Supporto ammortizzatore di sterzo	Steering damper mounting support		1
	3	507761140	Boccola riduzione supporto ammortizzatore	Bush		1
	4	201022004	Vite M6x25 TEF chromiting	Screw		1
	5	507061130	Boccola a T 6x15x3.2 Extremetech	Bush		2
	6	204010061	O-Ring 11x2.5 NBR Di 11	O-Ring		2
	7	201030128	Vite M6x25 TBEI UNI 7380 chromiting	Screw		1
	8	507061110	Boccola 6.5x10x5.5	Bush		2
	9	201041018	Vite M5x22 TCEI CZ chromiting	Screw		1
	10	201030109	Vite M4x8 TBEI	Screw		1
	11	229000110	Collare in nylon	Nylon collar		1

EMESSO: 09-13 ISSUED: 09-13

021 FORCELLONE POSTERIORE REAR SWINGARM

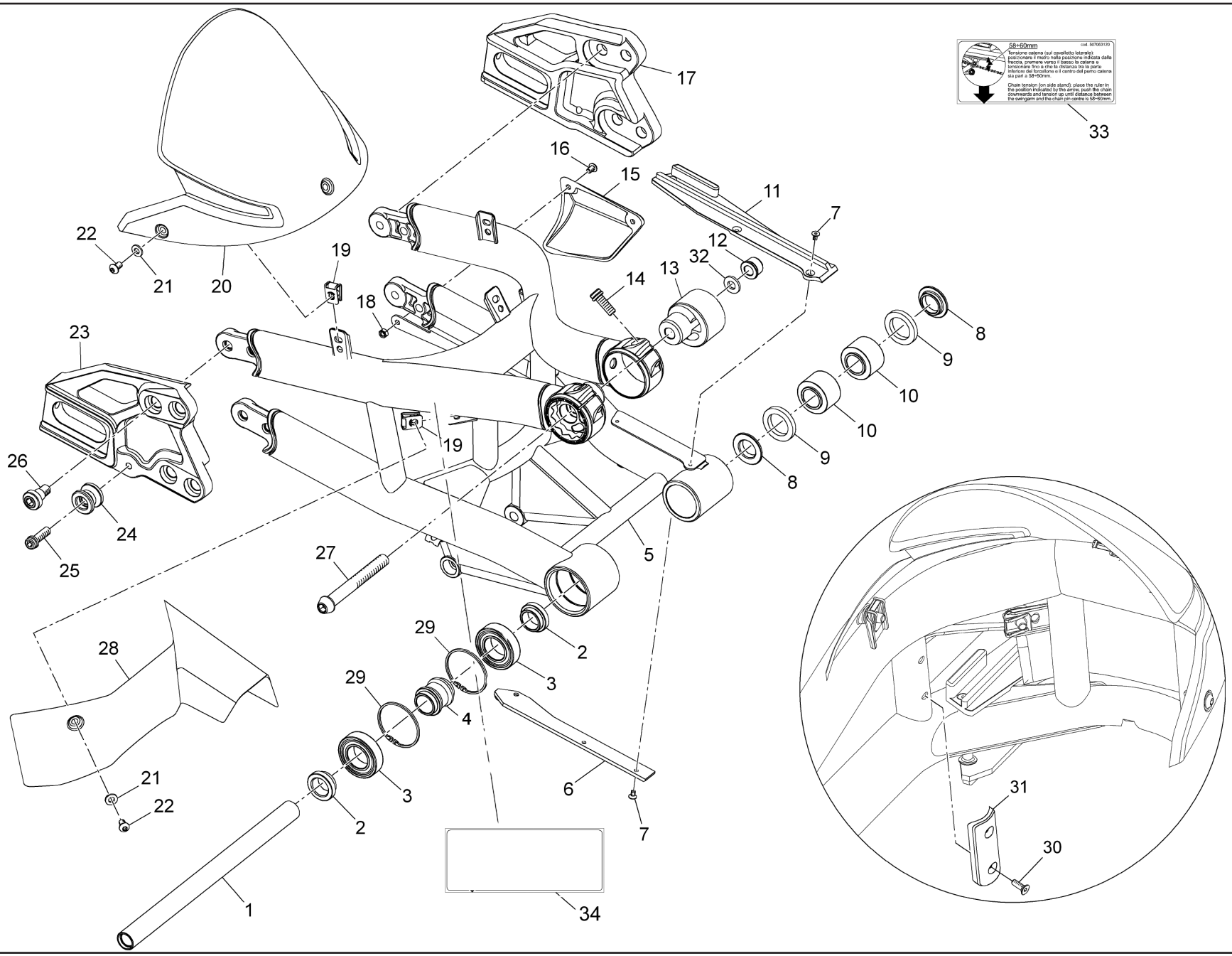

TAVOLA
DRAWING

021 FORCELLONE POSTERIORE REAR SWINGARM

NOTE NOTES	POS. NO.	N.CODICE CODE NO.	DENOMINAZIONE	DESCRIPTION	MODELLO MODEL	Q.TA' Q.TY
	1	507063050	Perno forcellone	Swingarm pivot		1
	2	507063060	Distanziale dx anteriore forcellone	Spacer		2
	3	206010012	Cuscinetto stagno 6005-2RS1	Sealed bearing		2
	4	507063090	Distanziale interno destro forcellone	Spacer		1
	5	507063010	Forcellone	Swingarm		1
	6	502662240	Pattino catena inferiore	Lower chain sliding shoe		1
	7	201050076	Vite M4x8 TSPEI	Screw		6
	8	507063080	Distanziale sinistro interno forcellone	Spacer		2
	9	205010055	Anello di tenuta	Seal ring		2
	10	206020032	Cuscinetto a rullini	Bearing		2
	11	505162050	Pattino catena superiore	Upper chain sliding shoe		1
	12	507062100	Dado	Nut		1
	13	507062030	Eccentrico forcellone	Eccentric		2
	14	201041031	Vite M8x22 TCEI CZ	Screw		2
	15	506170310	Protezione catena inferiore	Lower chain guard		1
	16	201030115	Vite M5x8 TBEI	Screw		2
	17	507063030	Piastra forcellone sinistra	L.H. swingarm plate		1
	18	202030015	Dado M5	Nut		2
	19	176703016	Dado M6 a clip	Nut		6
	20	507070160	Parafango posteriore	Rear mudguard		1
	21	216000013	Rondella D6 nylon	Nylon washer		6
	22	201030119	Vite M6x10 TBEI	Screw		6
	23	507763020	Piastra forcellone destra	R.H. swingarm plate		1
	24	506163090	Boccola supporto cavalletto posteriore	Bush		2
	25	201041028	Vite M8x25 TCEI CZ	Screw		2
	26	507099010	Vite TCEI M10x1.25	Screw		8

EMESSO: 09-13 ISSUED: 09-13

TAVOLA
DRAWING **021** **FORCELLONE POSTERIORE** **REAR SWINGARM**

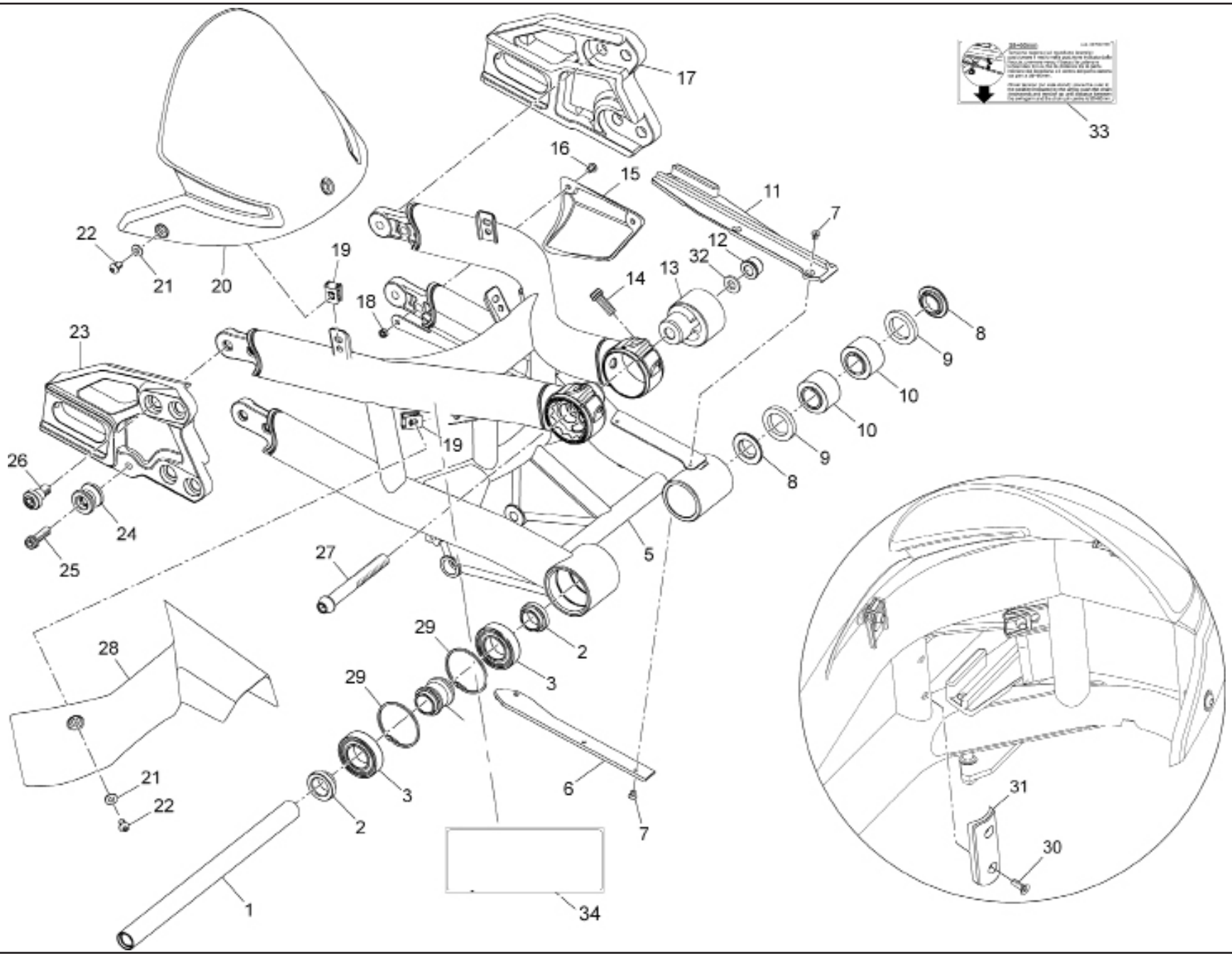

TAVOLA
DRAWING

021

FORCELLONE POSTERIORE **REAR SWINGARM**

NOTE NOTES	POS. NO.	N.CODICE CODE NO.	DENOMINAZIONE	DESCRIPTION	MODELLO MODEL	Q.TA' Q.TY
	27	507062090	Vite fissaggio ammortizzatore eccentrico	Screw		1
	28	507070060	Copricatena	Upper chain cover		1
	29	214000118	Anello arresto radiale	Circlip		2
	30	201050068	Vite M4x12 TSPEI	Screw		2
	31	507063110	Pattino catena laterale	Side chain sliding shoe		1
	32	203020038	Rasamento	Shim		1
	33	507063120	Adesivo tensione catena	Chain tension label		1
	34	507363010	Adesivo resinato protezione	Adhesive sticker		1

EMESSO: 09-13 ISSUED: 09-13

TAVOLA
DRAWING

022

SOSPENSIONE POSTERIORE

REAR SUSPENSION

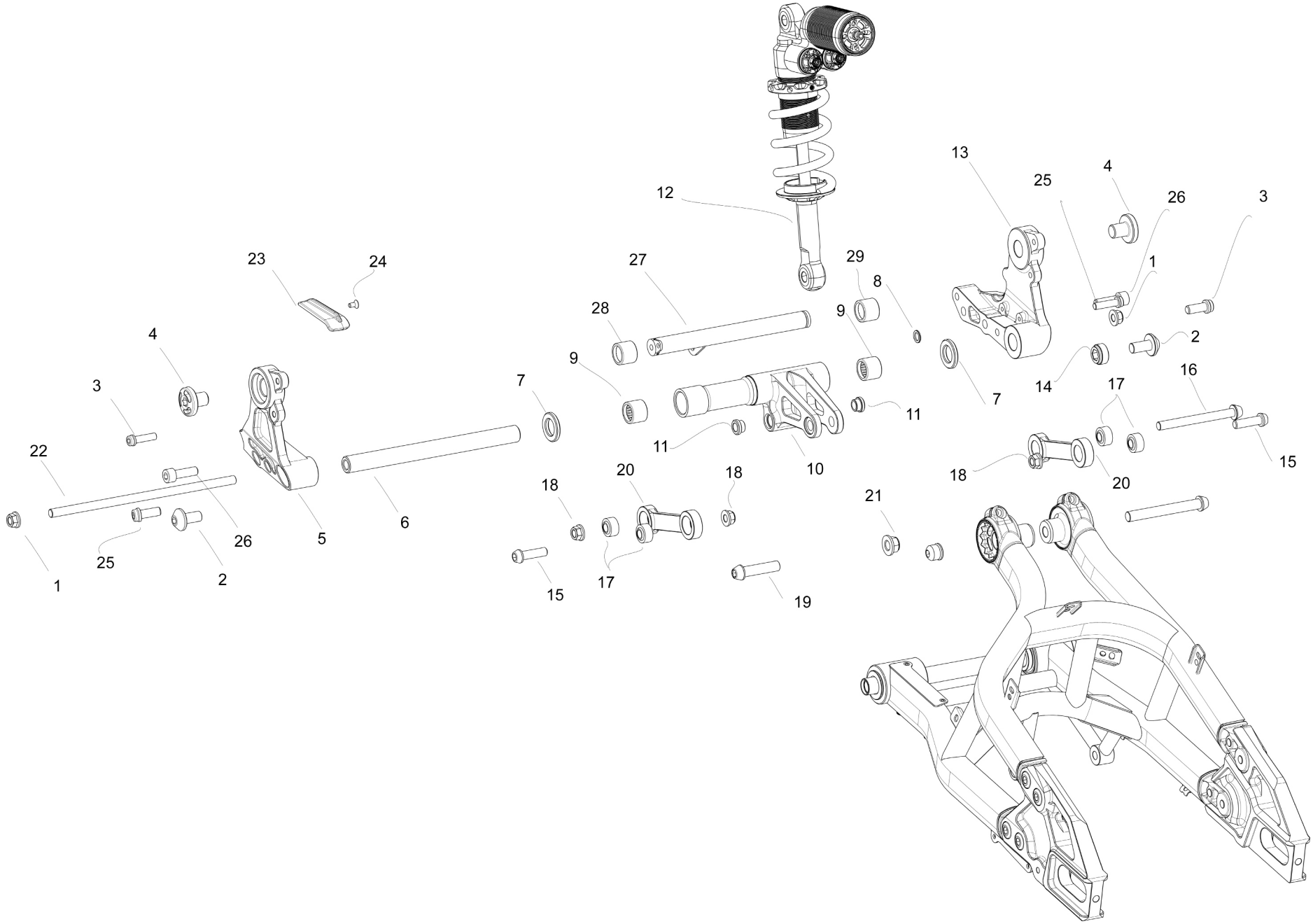

TAVOLA DRAWING **022** **SOSPENSIONE POSTERIORE** **REAR SUSPENSION**

NOTE NOTES	POS. NO.	N.CODICE CODE NO.	DENOMINAZIONE	DESCRIPTION	MODELLO MODEL	Q.TA' Q.TY
	1	202090019	Dado M10x1.25	Nut		2
	2	507062080	Vite fissaggio perno bilancere	Screw		2
	3	201041152	Vite M10x32 TCEI	Screw		2
	4	507063100	Vite fissaggio perno forcellone	Screw		2
	5	507060230	Piastra motore sinistra anodizzata nera	L.H. engine plate		1
	6	507062040	Perno bilancere	Rocker pivot		1
	7	507062140	Rasamento nylon 35x20x5	Nylon shim		2
	8	507360020	Ranella vite leva freno 10x15x1.5	Bush		1
	9	206020009	Cuscinetto a rullini	Roll bearing		2
	10	507062060	Bilanciere	Rocker		1
	11	507062130	Boccola bilancere bielletta	Bush		2
	12	213000117	Ammortizzatore	Shock absorber	4T4	1
	13	507760040	Piastra motore destra anodizzata nera	R.H. engine plate		1
	14	507062070	Ghiera di fissaggio perno bilancere	Ring nut		1
	15	507062120	Vite	Screw		2
	16	507062110	Vite	Screw		1
	17	207020027	Snodo sferico	Ball joint		4
	18	202090016	Dado M10	Nut		3
	19	503462180	Vite fissaggio ammortizzatore su forcellone	Screw		1
	20	507062020	Bielletta	Connecting rod		2
	21	202090011	Dado M12X1.25	Nut		1

EMESSO: 09-13 ISSUED: 09-13

TAVOLA
DRAWING

022

SOSPENSIONE POSTERIORE

REAR SUSPENSION

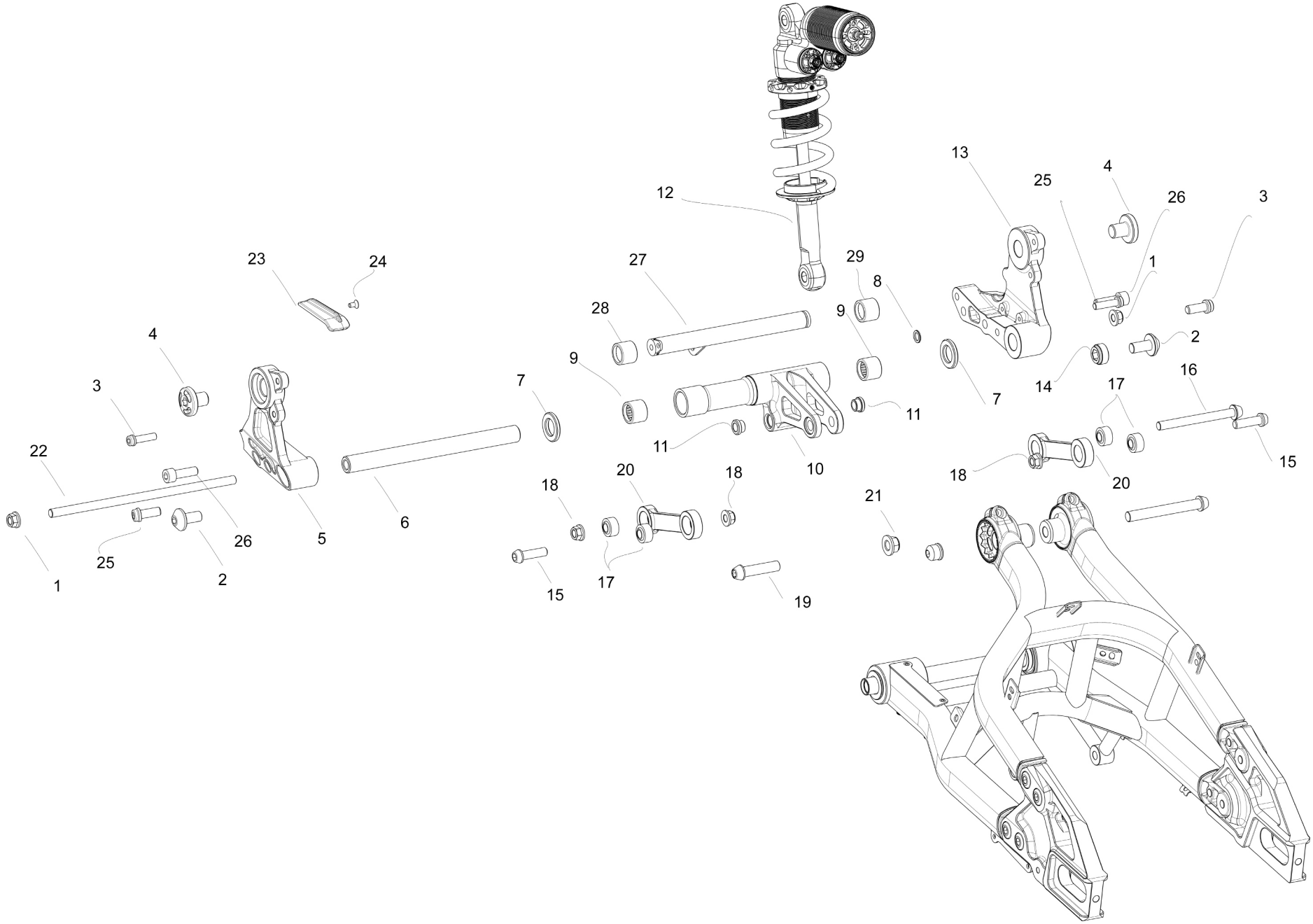

TAVOLA DRAWING **022** **SOSPENSIONE POSTERIORE** **REAR SUSPENSION**

NOTE NOTES	POS. NO.	N.CODICE CODE NO.	DENOMINAZIONE	DESCRIPTION	MODELLO MODEL	Q.TA' Q.TY
	22	501160350	Perno attacco motore posteriore superiore	Pin		1
	23	507060080	Pattino catena inferiore	Lower chain sliding shoe		1
	24	201050067	Vite M5x10 TSPEI	Screw		2
	25	201040159	Vite M10x50 TCEI	Screw		2
	26	201041005	Vite M8x30 TCEI	Screw		2
	22	501160350	Perno attacco motore posteriore superiore	Pin		1
	23	507060080	Pattino catena inferiore	Lower chain sliding shoe		1
	24	201050067	Vite M5x10 TSPEI	Screw		2
	25	201040159	Vite M10x50 TCEI	Screw		2
	26	201041005	Vite M8x30 TCEI	Screw		2
	27	507360010	Traverso piastre motore	Rod		1
	28	507760130	Distanziale sinistro piastra motore	Spacer		1
	29	507760120	Distanziale destro piastra motore	Spacer		1

EMESSO: 09-13 ISSUED: 09-13

TAVOLA
DRAWING

023 PEDANA SINISTRA L.H. FOOT REST

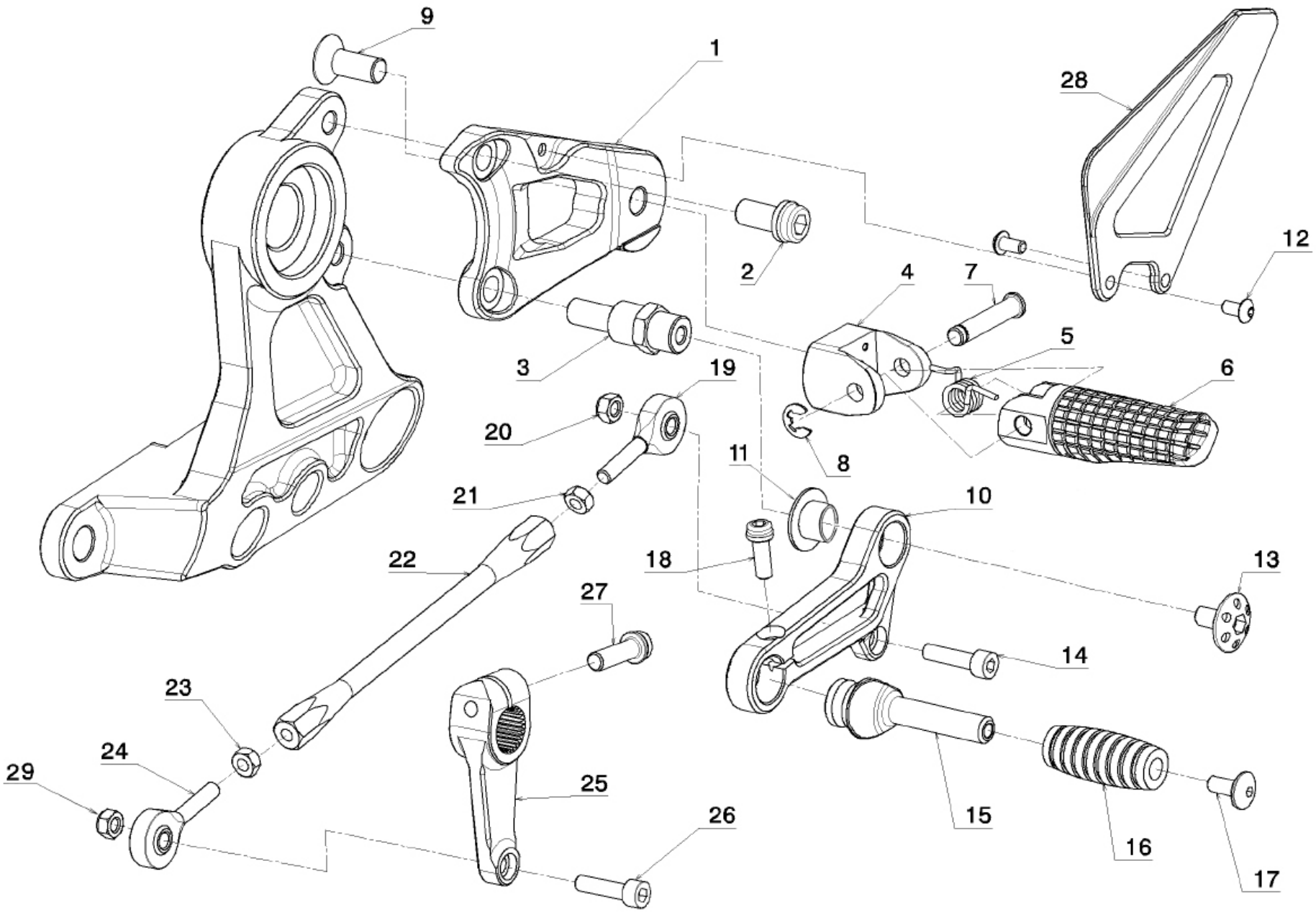

TAVOLA
DRAWING

023 PEDANA SINISTRA L.H. FOOT REST

NOTE NOTES	POS. NO.	N.CODICE CODE NO.	DENOMINAZIONE	DESCRIPTION	MODELLO MODEL	Q.TA' Q.TY
	1	507782030	Supporto pedana sinistro	L.H. foot peg holder		1
	2	201041032	Vite M8x16 TCEI CZ Chromiting	Screw		1
	3	507782020	Boccola fix leva cambio e supporto pedana	Screw		1
	4	506182120	Forchetta pedana	Holder		1
	5	506182100	Molla pedana	Spring		1
	6	506182030	Pedana sinistra	L.H. foot peg		1
	7	506182110	Perno pedana	Pin		1
	8	214000097	Anello arresto radiale UNI 7435-5 Inox	Circlip		1
	9	201050047	Vite M8x20 TSPEI 5933 Chromiting 10.9	Screw		1
	10	507082010	Leva cambio	Gearchange lever		1
	11	214000100	Boccola in teflon 14-11	Bush		1
	12	201030109	Vite M4x8 TBEI UNI7380 Chromiting	Screw		2
	13	507799010	Vite speciale leva freno - cambio Chromiting	Special screw		1
	14	201040142	Vite M5x20 TCEI CZ Chromiting	Screw		1
	15	506182130	Puntalino eccentrico	Eccentric pin		1
	16	216000043	Gommino	Rubber		1
	17	201032001	Vite M5x12 TBEI testa larga Chromiting	Screw		1
	18	201041021	Vite M5x14 TCEI CZ Chromiting	Screw		1
	19	207020023	Snodo sferico M5 sx	Left-hand ball joint		1
	20	202030015	Dado M5 autobloccante Chromiting inserto metallico	Nut		1

EMESSO: 09-13 ISSUED: 09-13

TAVOLA
DRAWING

023 PEDANA SINISTRA L.H. FOOT REST

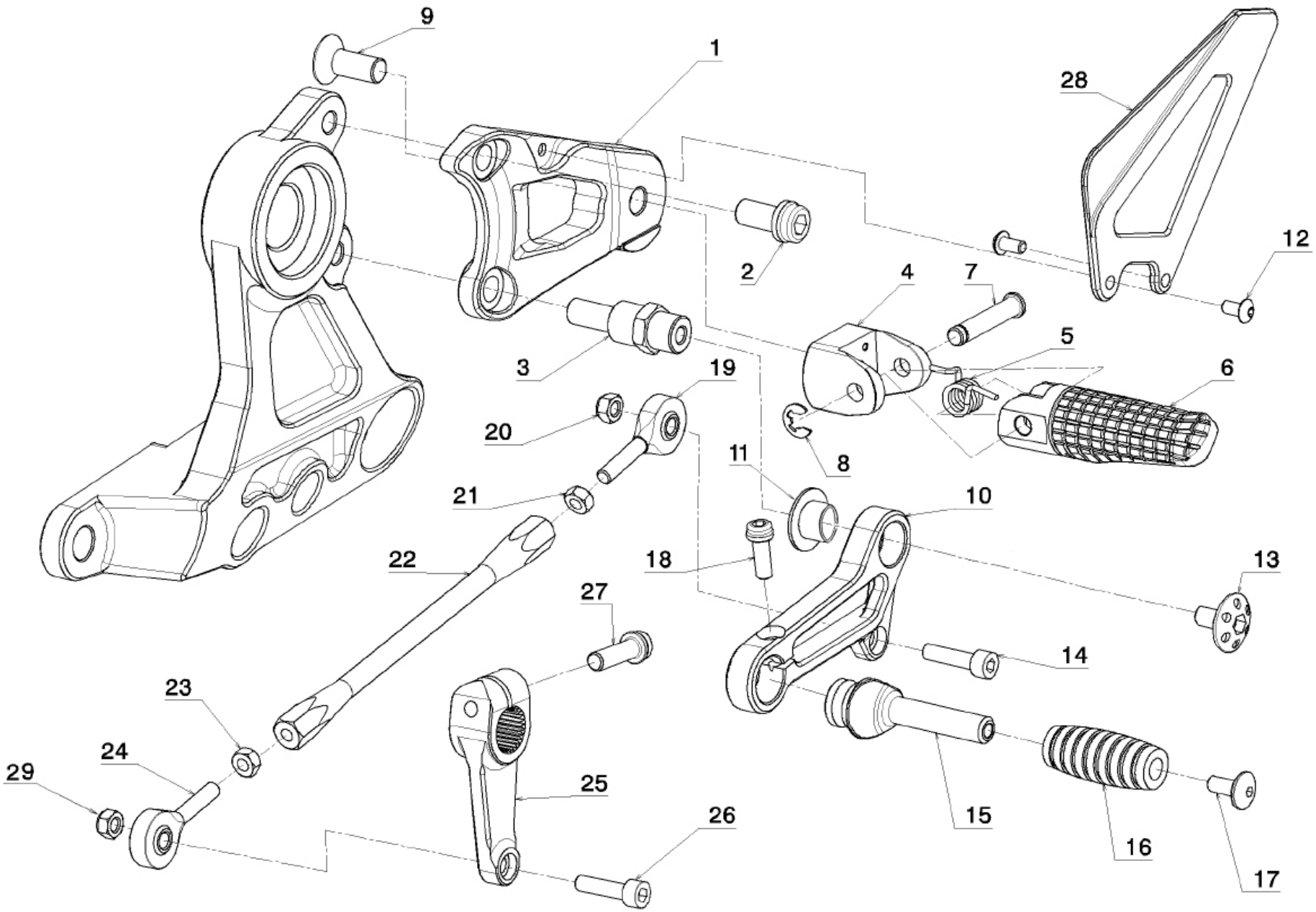

TAVOLA
DRAWING

023

PEDANA SINISTRA **L.H. FOOT REST**

NOTE NOTES	POS. NO.	N.CODICE CODE NO.	DENOMINAZIONE	DESCRIPTION	MODELLO MODEL	Q.TA' Q.TY
	21	202010027	Dado M5 sx EN24032 Chromiting	Left-hand nut		1
	22	507782210	Asta comando cambio	Gearbox transmission rod		1
	23	202010026	Dado M5 EN24032 Chromiting	Nut		1
	24	207020022	Snodo sferico M5	Ball joint		1
	25	507782180	Rinvio cambio	Gearchange lever		1
	26	201040142	Vite M5x20 TCEI CZ Chromiting	Screw		1
	27	201041020	Vite M6x20 TCEI CZ Chromiting	Screw		1
	28	507782050	Paratacco sinistro	L.H. heel guard		1
	29	202030015	Dado M5 autobloccante Chromiting inserto metallico	Nut		1

EMESSO: 09-13 ISSUED: 09-13

024 PEDANA DESTRA R.H. FOOT REST

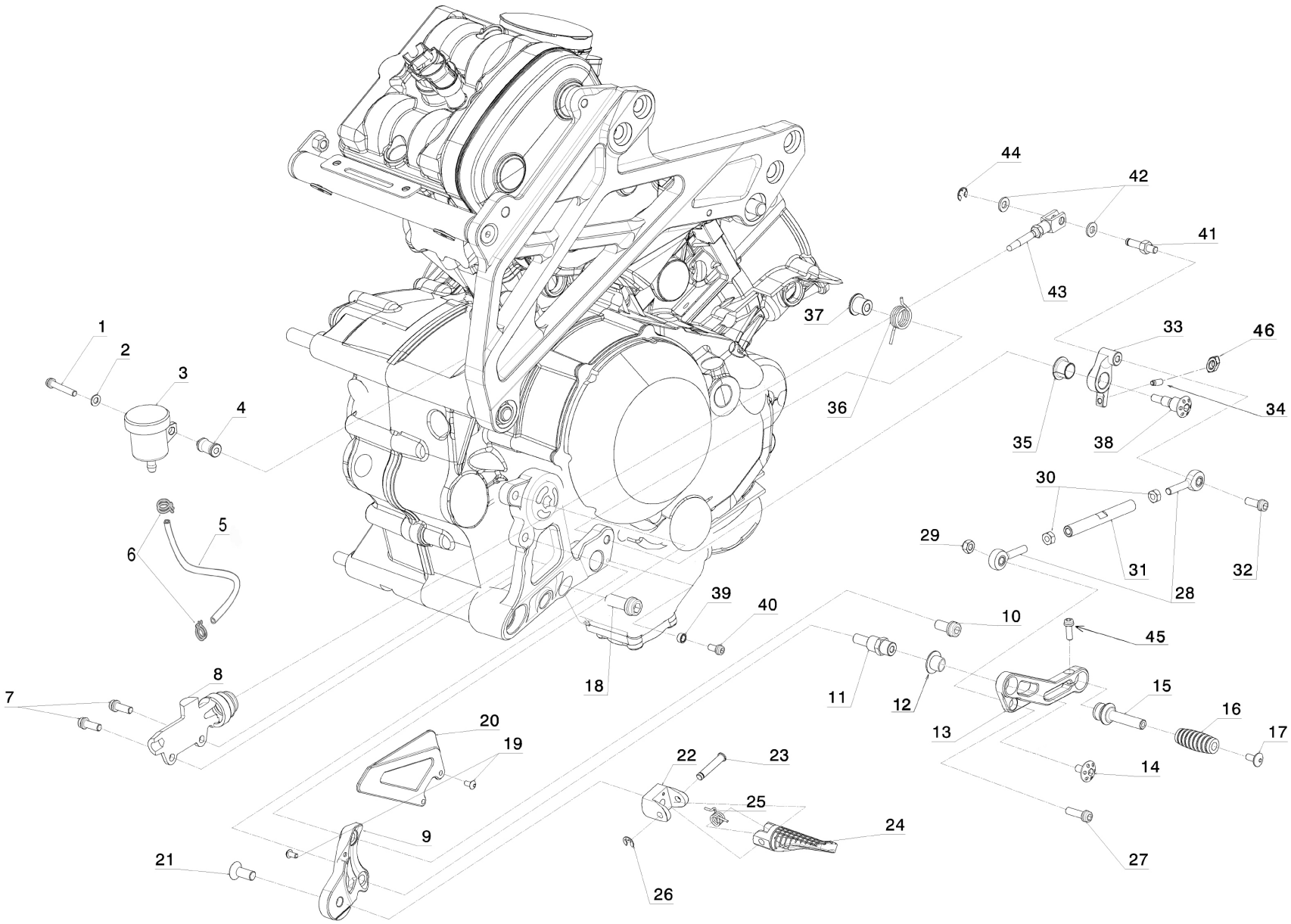

TAVOLA
DRAWING

024 PEDANA DESTRA R.H. FOOT REST

NOTE NOTES	POS. NO.	N.CODICE CODE NO.	DENOMINAZIONE	DESCRIPTION	MODELLO MODEL	Q.TA' Q.TY
	1	201041025	Vite M5x30 TCEI CZ chromiting	Screw		1
	2	203010029	Rondella D5 UNI 6592 chromiting	Washer		1
	3	211103004	Serbatoio S15 10.4446.40	Oil reservoir		1
	4	507080080	Distanziale serbatoio freno posteriore	Spacer		1
	5	101500008	Tubo gomma EPOM 06.5375.03	Rubber hose		1
	6	215000049	Fascetta	Clamp		2
	7	201041006	Vite M6x16 TCEI CZ chromiting	Screw		2
	8	211031067	Pompa freno posteriore 10.4776.58	Rear brake pump		1
	9	507782040	Supporto pedana destro	R.H. foot peg holder		1
	10	201041032	Vite M8x16 TCEI CZ chromiting	Screw		1
	11	507782020	Boccola fix leva freno e supporto pedana	Bush		1
	12	214000100	Boccola in teflon 14-11	Bush		1
	13	507782010	Leva freno post	Rear brake lever		1
	14	507799010	Vite speciale leva freno chromiting	Special screw		1
	15	507082120	Puntalino leva freno	Pin		1
	16	216000043	Gommino leva cambio	Rubber		1
	17	201032001	Vite TBEI testa larga M5x12 chromiting	Screw		1
	18	201041012	Vite M10x25 TCEI CZ chromiting	Screw		1
	19	201030109	Vite M4x8 TBEI UNI 7380 chromiting	Screw		2
	20	507782060	Paratacco destro	R.H. heel guard		1
	21	201050047	Vite M8x20 SPEI UNI5933 chromiting 10.9	Screw		1
	22	506182120	Forchetta pedana	Holder		1
	23	506182110	Piolo pedana	Pin		1
	24	506182040	Pedana destra	R.H. foot peg		1

EMESSO: 09-13 ISSUED: 09-13

024 PEDANA DESTRA R.H. FOOT REST

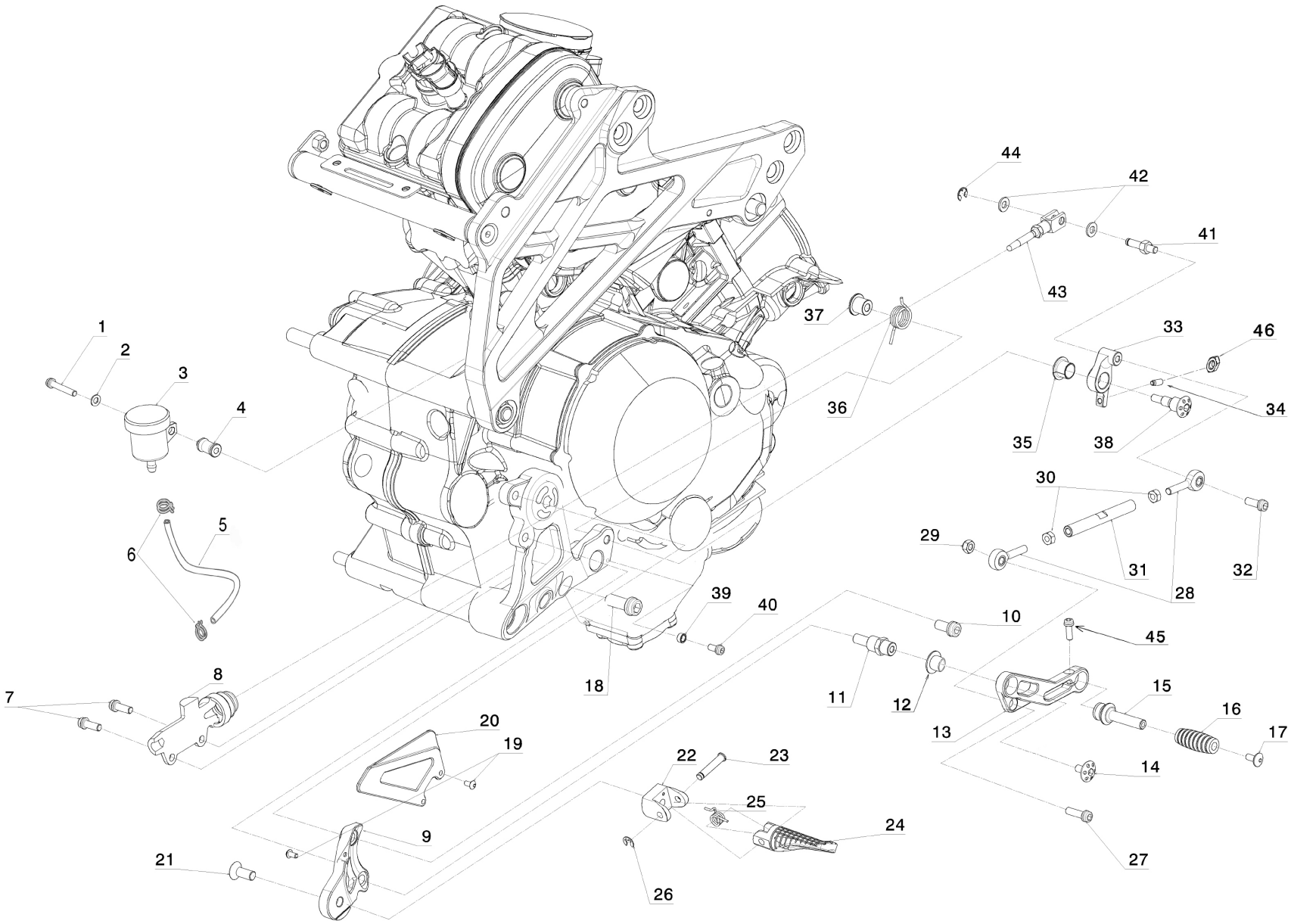

TAVOLA DRAWING **024** **PEDANA DESTRA** **R.H. FOOT REST**

NOTE NOTES	POS. NO.	N.CODICE CODE NO.	DENOMINAZIONE	DESCRIPTION	MODELLO MODEL	Q.TA' Q.TY
	25	506182100	Molla pedana	Spring		1
	26	214000097	Anello arresto radiale UNI 7434-5 Inox	Circlip		1
	27	201041039	Vite M6x22 TCEI CZ chromiting	Screw		1
	28	207020028	Snodo sferico M6 M	Ball joint		2
	29	202030014	Dado M6 autobloccante chromiting inserto metal-lico	Nut		1
	30	202010029	Dado M6 EN24032 normale chromiting	Nut		2
	31	507782170	Asta freno posteriore L.85	Rear brake rod		1
	32	201041006	Vite M6x16 TCEI CZ chromiting	Screw		1
	33	507782070	Bilancere registro freno posteriore			1
	34	201180009	Grano M5x12 testa cil. UNI5925	Bolt		1
	35	214000100	Boccola in teflon 14-11	Bush		1
	36	507782100	Molla freno posteriore	Spring		1
	37	507782090	Boccola ritegno molla freno posteriore	Bush		1
	38	507799020	Vite speciale leva freno chromiting	Screw		1
	39	507699010	Boccola distanziale 5.25x8x4 alluminio	Bush		1
	40	201041033	Vite M5x10 TCEI CZ chromiting	Screw		1
	41	507782080	Alberino puntalino freno			1
	42	216000013	Rondella 6 nylon	Bush		2
	43	506182190	Forchetta completa comando freno			1
	44	214000138	Anello arresto radiale UNI 7434-6 Inox	Seeger		1
	45	201041021	Vite M5x14 TCEI CZ chromiting	Screw		1
	46	202030015	Dado M5 autobloccante chromiting inserto metal-lico	Nut		1

EMESSO: 09-13 ISSUED: 09-13

025 RADIATORE OLIO OIL COOLER

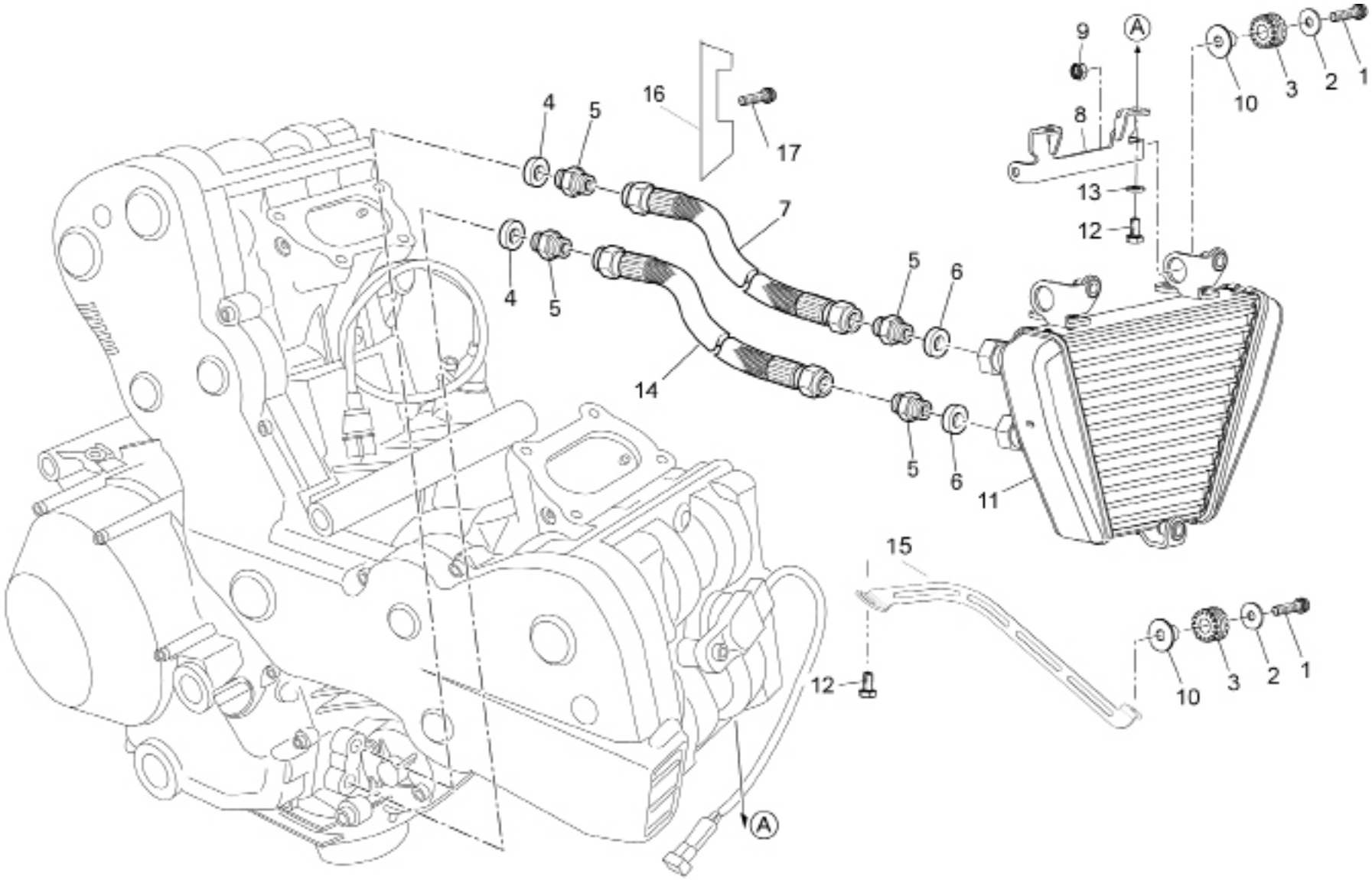

TAVOLA
DRAWING

025

RADIATORE OLIO — OIL COOLER

NOTE NOTES	POS. NO.	N.CODICE CODE NO.	DENOMINAZIONE	DESCRIPTION	MODELLO MODEL	Q.TA' Q.TY
	1	201041001	Vite M6x25 TCEI CZ	Screw		3
	2	203030017	Ranella 6x18x1.6	Washer		3
	3	250000133	Gommino antivibrante	Rubber pad		2
	4	787.1.011.1A	Guarnizione alluminio sp.2	Aluminium gasket th.2		2
	5	506125020	Nipplo	Nipple		4
	6	216000045	Rondella	Washer		2
	7	507725030	Tubo mandata olio	Oil delivery pipe		1
	8	507725010	Staffa supporto radiatore olio	Oil cooler support plate		1
	9	202030014	Dado M6	Nut		2
	10	506199080	Boccola speciale antivibrante	Rubber pad		4
	11	507725020	Radiatore olio	Oil cooler		1
	12	201041037	Vite M8X12 TCEI	Screw		3
	13	203010027	Rondella	Washer		2
	14	507725040	Tubo ritorno olio	Oli return pipe		1
	15	507725050	Fissaggio inferiore radiatore olio	Oil radiator bracket		1
	16	250000207	Fermo tubi olio	Oil hose stopper		1
	17	201041017	Vite M6x12	Screw		1

EMESSO: 09-13 ISSUED: 09-13

026 CIRCUITO DI RAFFREDDAMENTO COOLING SYSTEM

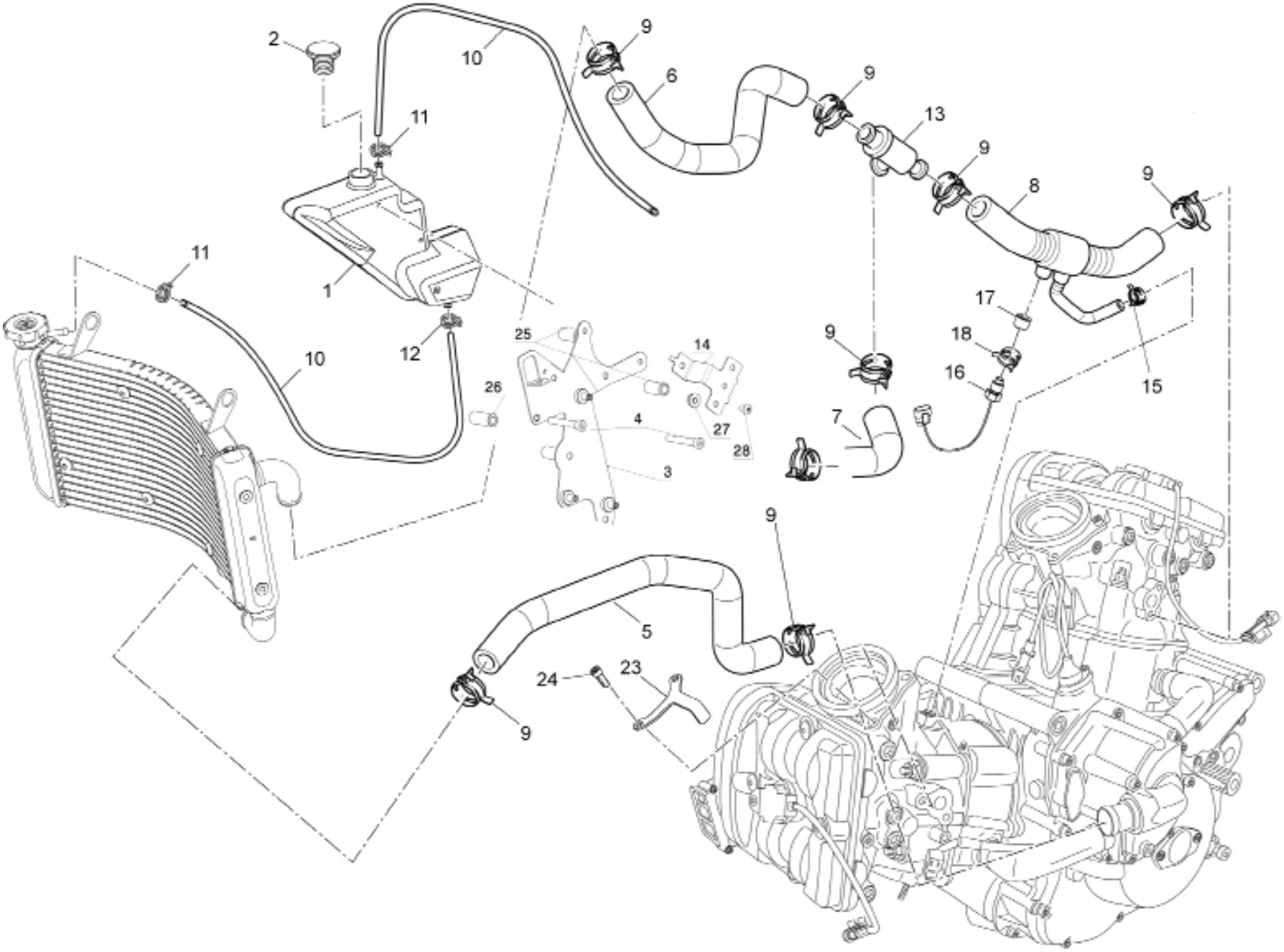

TAVOLA
DRAWING

026

CIRCUITO DI RAFFREDDAMENTO — COOLING SYSTEM

NOTE NOTES	POS. NO.	N.CODICE CODE NO.	DENOMINAZIONE	DESCRIPTION	MODELLO MODEL	Q.TA' Q.TY
	1	507045100	Vaso espansione acqua	Water tank		1
	2	1793212C00000	Tappo vaso espansione	Tank cap		1
	3	507790090	Piastra fissaggio centralina	ECU mounting plate		1
	4	201040141	Vite M6x50 TCEI	Screw		2
	5	507045050	Tubo ritorno	Water return hose		1
	6	507045020	Tubo mandata	Water delivery hose		1
	7	507745020	Tubo cilindro orizzontale	H. cylinder hose		1
	8	507045030	Tubo cilindro verticale	V. cylinder hose		1
	9	215001056	Fascetta	Clamp		8
	10	250000159	Tubo	Hose		2
	11	215000049	Fascetta	Clamp		2
	12	216000133	Fascetta stringitubo	Clamp		1
	13	507045070	Termostato	Thermostat		1
	14	507790260	Piastrino porta relais	Relais bracket		1
	15	216000132	Fascetta stringitubo	Clamp		1
	16	210000639	Sensore temperatura acqua	Water temperature sensor		1
	17	507045110	Boccola filettata	Screwed bush		1
	18	216000128	Fascetta	Clamp		1
	23	507045120	Piastrino	Plate		1
	24	771.5.065.8B	Vite	Screw		2
	25	507790210	Distanziale	Spacer		2
	26	214000099	Tampone	Rubber		1
	27	202010014	Dado M5	Nut		1
	28	201041033	Vite M5x10	Screw		1

EMESSO: 09-13 ISSUED: 09-13

TAVOLA
DRAWING

027 RADIATORE ACQUA WATER COOLER

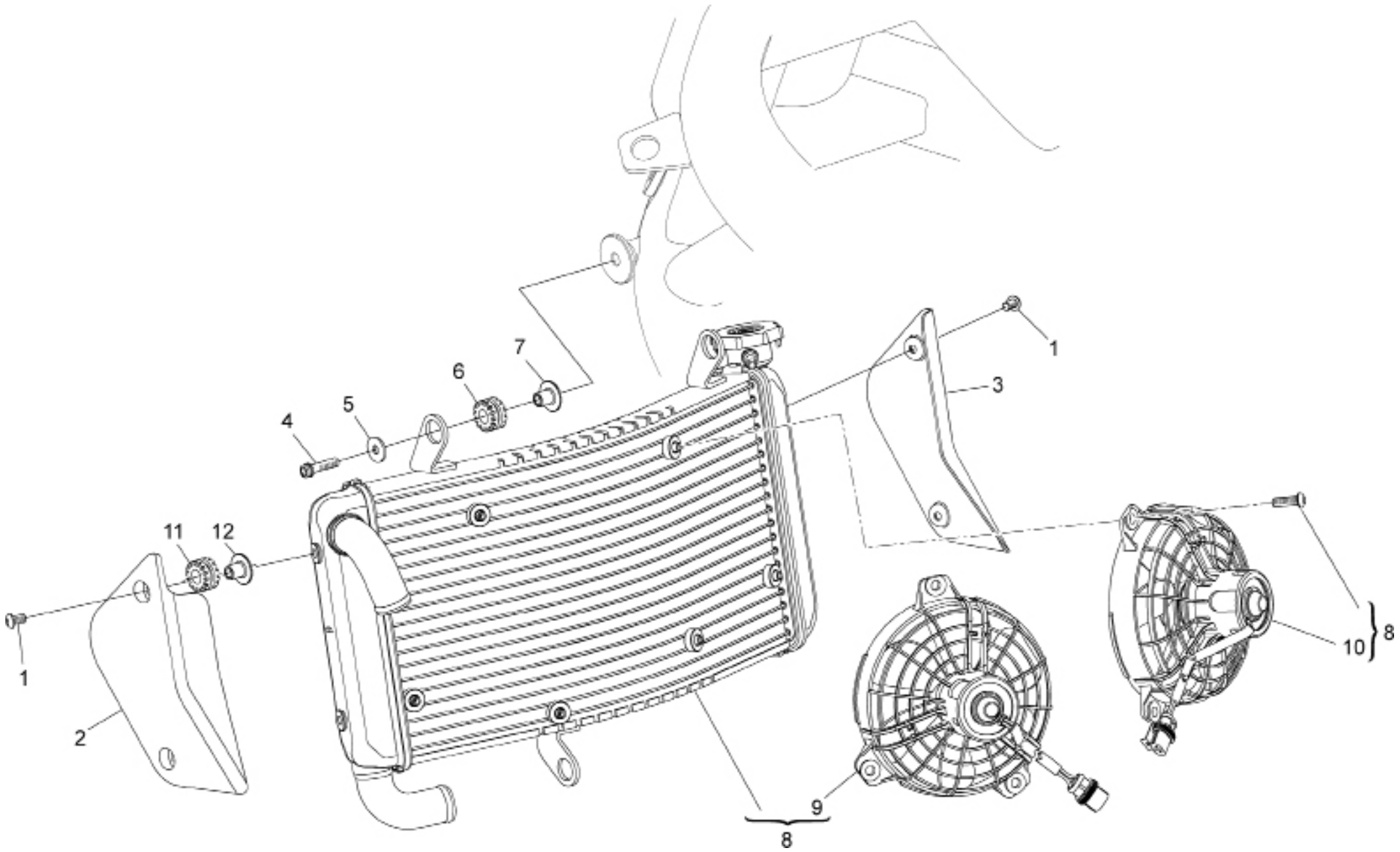

TAVOLA DRAWING **027** **RADIATORE ACQUA** **WATER COOLER**

NOTE NOTES	POS. NO.	N.CODICE CODE NO.	DENOMINAZIONE	DESCRIPTION	MODELLO MODEL	Q.TA' Q.TY
	1	146705014	Vite M6x10 TBEI	Screw		4
	2	507770170	Paratia sinistra radiatore	L.H. cover		1
	3	507770160	Paratia destra radiatore	R.H. cover		1
	4	201041039	Vite M6x22 TCEI CZ	Screw		2
	5	203030017	Ranella	Washer		2
	6	250000133	Gommino antivibrante	Rubber pad		2
	7	506199080	Boccola speciale antivibrante	Special bush		2
○	8	250000183	Radiatore acqua	Water cooler		1
●	9	216000139	Ventola Sx	L.H. fan		1
●	10	216000140	Ventola Dx	R.H. fan		1
	11	214000068	Gommino	Rubber		4
	12	507770330	Boccola	Bush		4

EMESSO: 09-13 ISSUED: 09-13

028 RUOTA ANTERIORE FRONT WHEEL

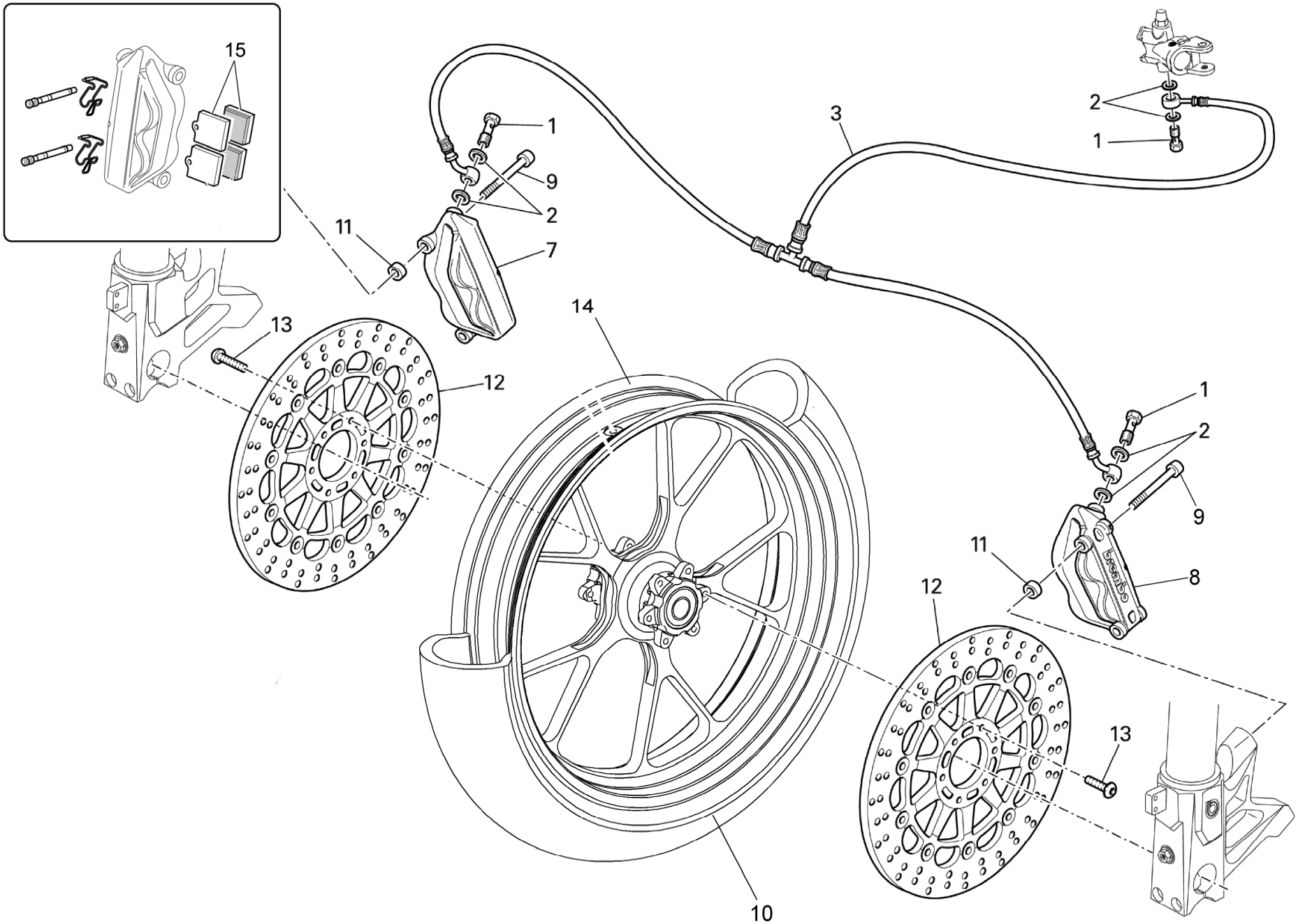

TAVOLA
DRAWING

028

RUOTA ANTERIORE — FRONT WHEEL

NOTE NOTES	POS. NO.	N.CODICE CODE NO.	DENOMINAZIONE	DESCRIPTION	MODELLO MODEL	Q.TA' Q.TY
	1	216000046	Bullone forato testa fresata	Drilled screw		3
	2	216000044	Rondella Al	Aluminium gasket		6
	3	507780010	Tubo freno anteriore	Front brake line		1
	7	211021041	Pinza ant. dx radiale	R.H. brake caliper		1
	8	211021040	Pinza ant. sx radiale	L.H. brake caliper		1
	9	201041043	Vite M10x1.25x65 TCEI CZ	Screw		4
	10	208011101	Pneumatico ant 120/70 Z17	Front tyre		1
	11	506080015	Distanziale	Spacer		4
	12	211011045	Disco freno anteriore	Front brake disc		2
	13	201041032	Vite M8x16 TCEI CZ	Screw		12
	14	507381010	Cerchio anteriore 3.50”x17" completo nero	Front wheel 3.50”x17” black		1
	15	211082019	Kit 4 pastiglie	Kit pads (4)		1

EMESSO: 09-13 ISSUED: 09-13

028a RUOTA ANTERIORE MONO DISCO

FRONT WHEEL BOUNDARY BRAKE DISC

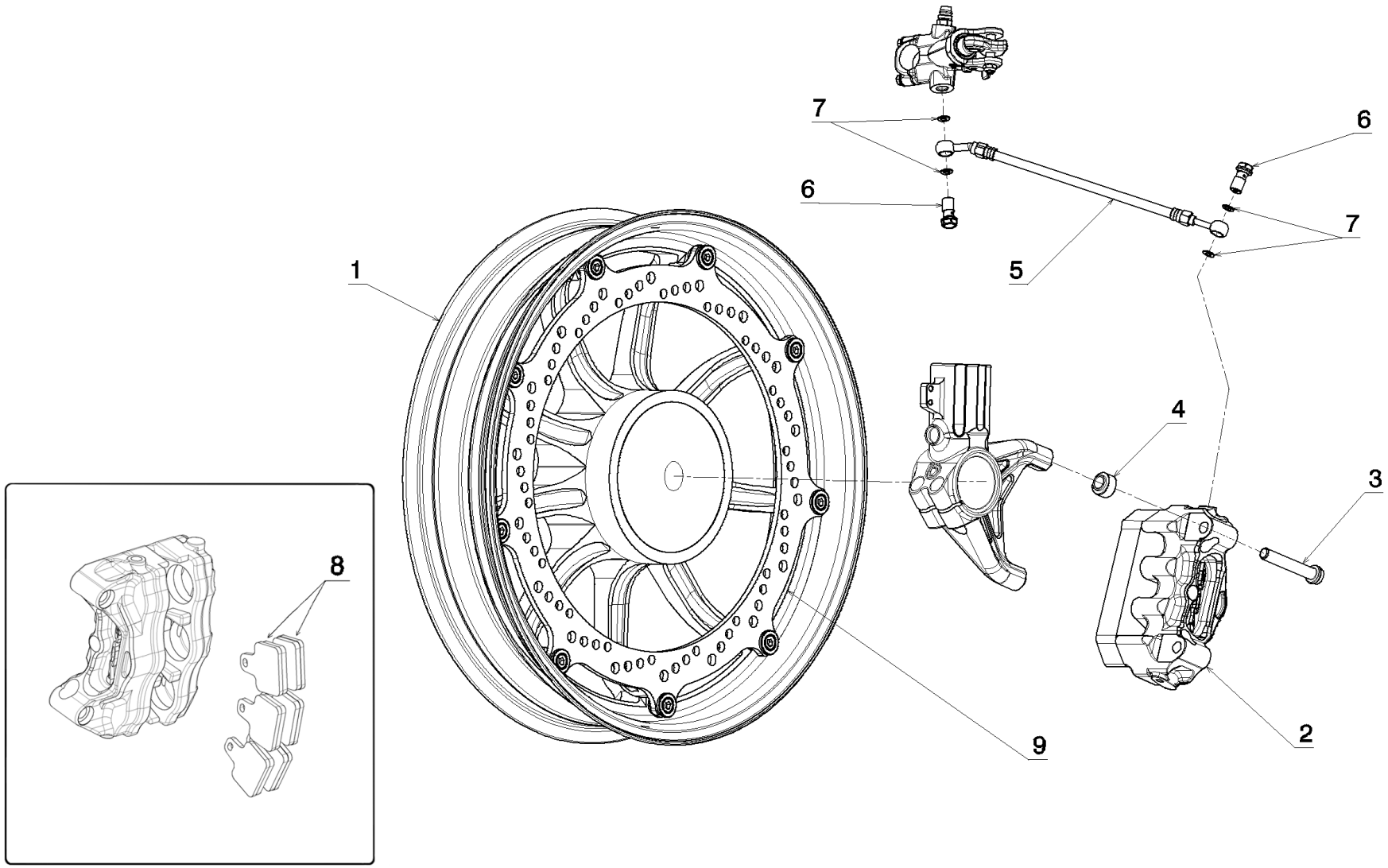

TAVOLA
DRAWING

028a

RUOTA ANTERIORE MONO DISCO **FRONT WHEEL BOUNDARY BRAKE DISC**

NOTE NOTES	POS. NO.	N.CODICE CODE NO.	DENOMINAZIONE	DESCRIPTION	MODELLO MODEL	Q.TA' Q.TY
	1	507781090	Cerchio ant. 3.50x17" periferico	Front wheel for boundary disc 3.50”x17”	4T2; 4T4	1
	2	211021056	Pinza anteriore 6 pistoncini BCA	Brake caliper 6 pistons	4T2; 4T4	1
	3	201041060	Vite M10x1.25x62 TCEI CZ chromiting	Screw	4T2; 4T4	2
	4	507780040	Distanziale pinza freno disco periferico	Spacer	4T2; 4T4	2
	5	506411030	Tubo freno anteriore	Line	4T2; 4T4	1
	6	216000046	Bullone forato testa fresata	Drilled screw	4T2; 4T4	2
	7	216000044	Rondella Al	Aluminium gasket	4T2; 4T4	4
	8	211082026	Kit 6 pastiglie	Kit pads (6)	4T2; 4T4	1
	9	211011071	Disco periferico Ø362mmx5	Boundary disc	4T2; 4T4	1

EMESSO: 09-13 ISSUED: 09-13

029 RUOTA POSTERIORE REAR WHEEL

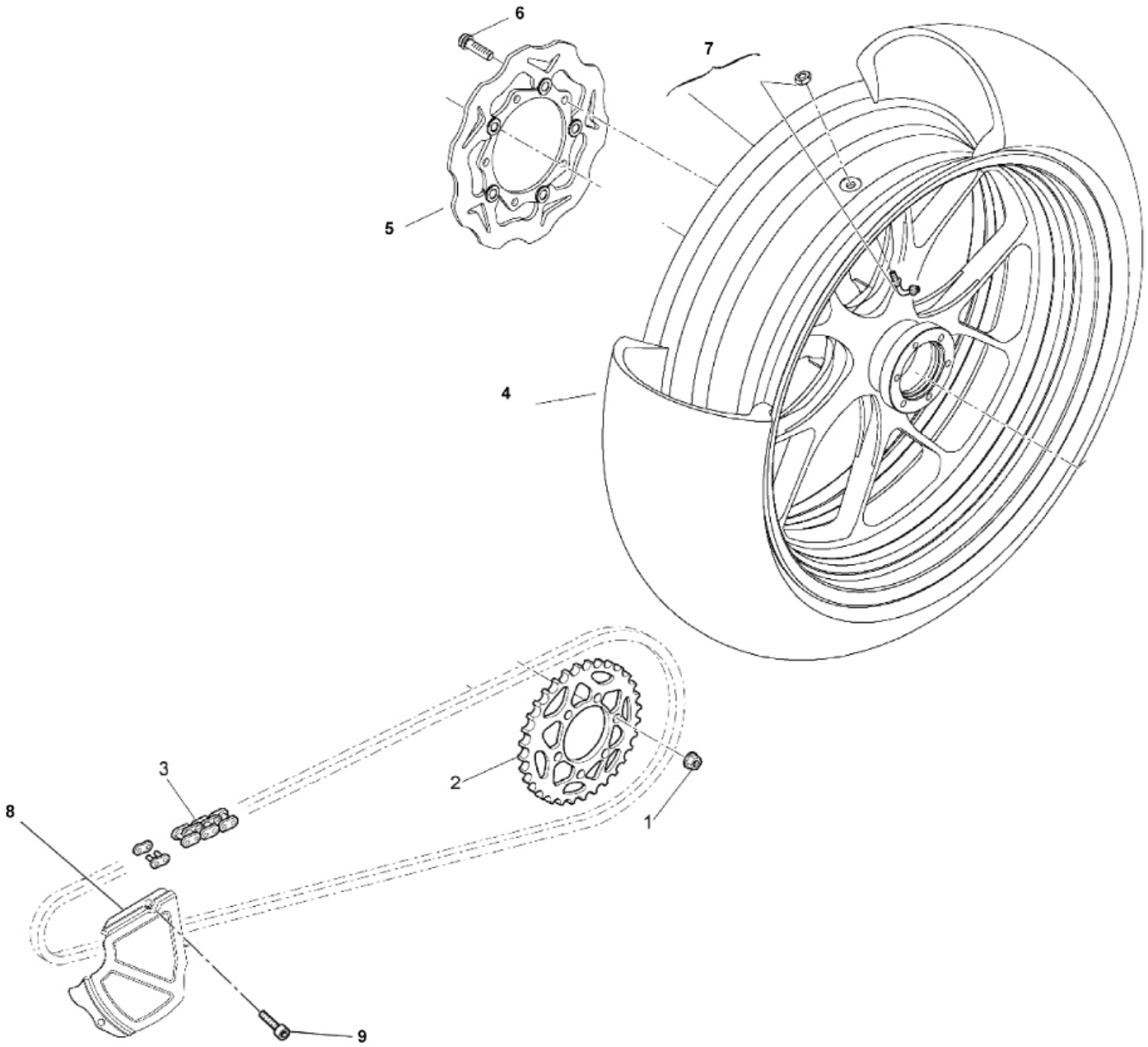

TAVOLA
DRAWING

029

RUOTA POSTERIORE — REAR WHEEL

NOTE NOTES	POS. NO.	N.CODICE CODE NO.	DENOMINAZIONE	DESCRIPTION	MODELLO MODEL	Q.TA' Q.TY
	1	202090019	Dado M10x1.25	Nut		6
	2	507381030	Corona Z=38 Ø80mm	Ring gear Z=38		1
	3	221000037	Catena passo 520 99mg aperta	Chain		1
	4	208011105	Pneumatico post 190/55 Z17	Rear tire 190/55 ZR17		1
	5	211011062	Disco freno posteriore	Rear brake disc Ø220mm		1
	5	211011072	Disco freno posteriore Ø240mm	Rear brake disc Ø240mm	4T2; 4T4	1
	6	201020073	Vite fix disco posteriore M8x20	Screw		5
	7	507381020	Cerchio posteriore 6”x17” completo	Complete rear wheel 6”x17”		1
	7	507781100	Cerchio posteriore 6”x17” BCA	Complete rear wheel 6”x17”	4T2; 4T4	1
	8	507010010	Coperchio pignone (Carbonio)	Pignon cover (Carbon fibre)		1
	9	201041017	Vite M6x12	Screw		2

EMESSO: 09-13 ISSUED: 09-13

030 FRENO POSTERIORE REAR BRAKE

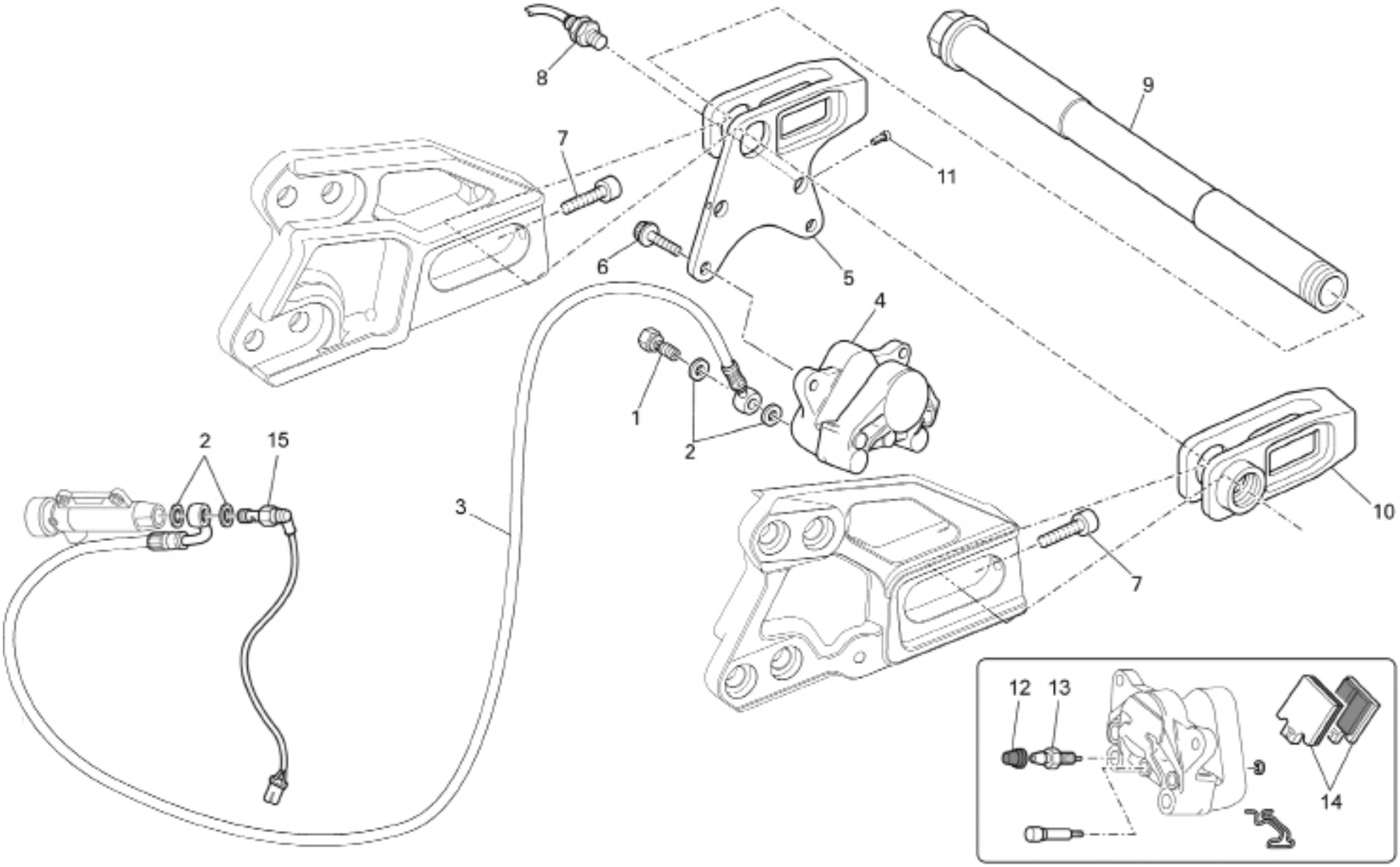

TAVOLA DRAWING **030** **FRENO POSTERIORE** **REAR BRAKE**

NOTE NOTES	POS. NO.	N.CODICE CODE NO.	DENOMINAZIONE	DESCRIPTION	MODELLO MODEL	Q.TA' Q.TY
	1	216000046	Bullone forato testa fresata M10x1	Drilled screw		2
	2	216000044	Rondella	Washer		4
	3	506380020	Tubo freno posteriore	Rear brake hose		1
	4	211021045	Pinza posteriore Brembo	Rear brake Brembo caliper		1
	5	506181060	Slitta tendicatena destra	R.H. chain adjuster		1
	5	507781060	Slitta tendicatena destra disco Ø240mm	R.H. chain adjuster rear brake disc Ø240mm	4T2; 4T4	1
	6	201041010	Vite M8x20 TCEI CZ	Screw		2
	7	201041023	Vite M10x60 TCEI CZ	Screw		2
	8	210000640	Sensore velocità	Speed sensor		1
	9	507081010	Perno ruota posteriore	Rear wheel spindle		1
	10	506181070	Slitta tendicatena sinistra	L.H. chain adjuster		1
	11	201040154	Vite M4x5 TCEI	Screw		1
	12	105150210	Tappo in gomma	Rubber cap		1
	13	216000048	Spurgo	Bleed		1
	14	211082025	Coppia pastiglie posteriori	Rear pads pair		1
	15	211031079	Idrostop	Stop-light switch		1

EMESSO: 09-13 ISSUED: 09-13

031 CAVALLETTO LATERALE SIDE STAND

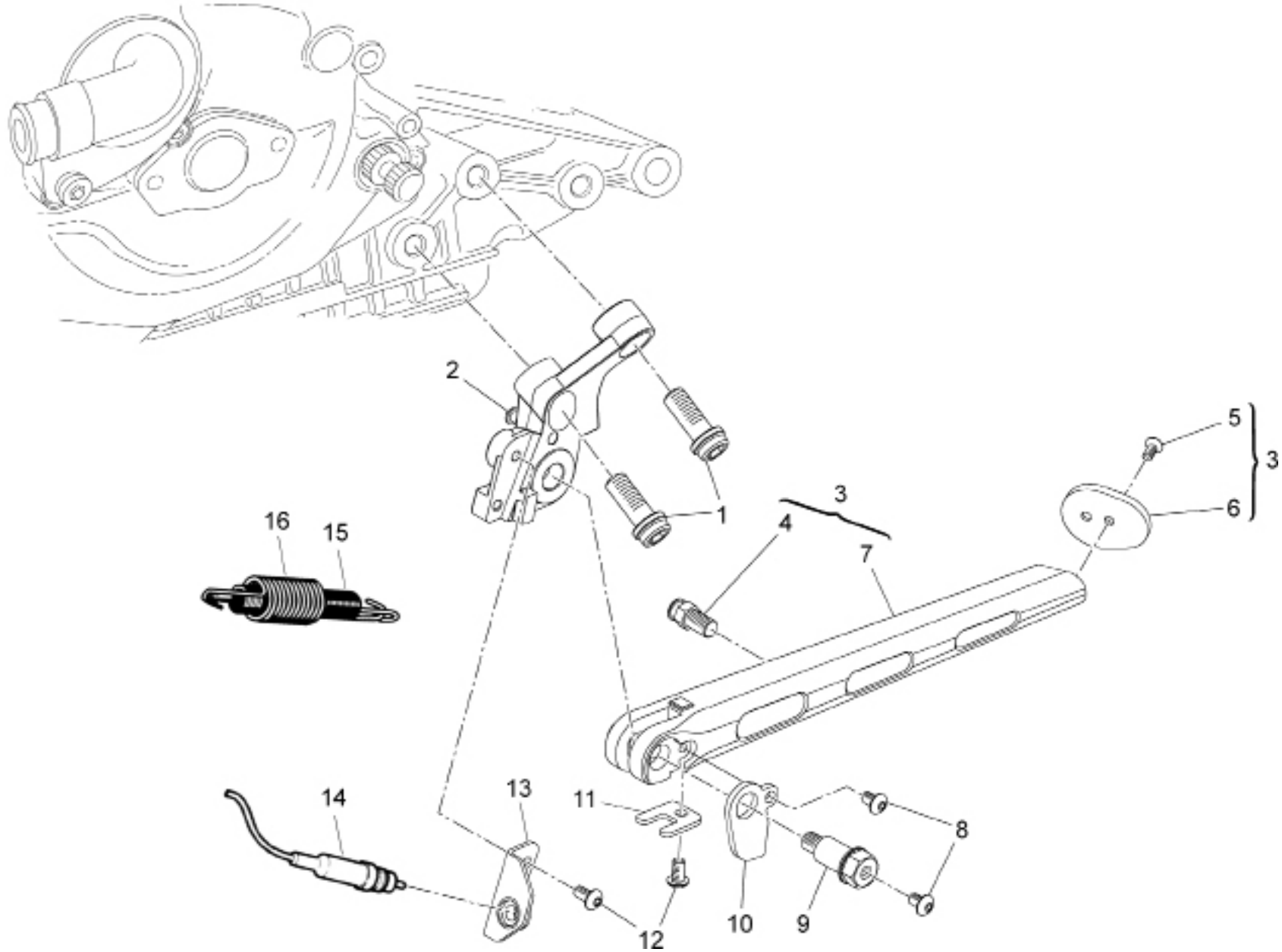

TAVOLA DRAWING **031** **CAVALLETTO LATERALE** **SIDE STAND**

NOTE NOTES	POS. NO.	N.CODICE CODE NO.	DENOMINAZIONE	DESCRIPTION	MODELLO MODEL	Q.TA' Q.TY
	1	201040152	Vite M10x32 TCEI CZ	Screw		2
	2	507366020	Piastra stampella laterale	Plate		1
○	3	507066050	Stampella completa	Side stand		1
●	4	507066040	Vite attacco molla stampella	Screw		1
●	5	201050075	Vite M4x10 TSPEI	Screw		2
●	6	507066030	Piede stampella	Side stand feet		1
●	7	507066010	Gamba stampella	Side stend leg		1
	8	201030115	Vite M5x8 TBEI	Screw		2
	9	506366010	Vite stampella laterale	Screw		1
	10	506366070	Piastrino per sensore stampella	Plate		1
	11	507066020	Piastrino fine corsa stampella	Plate		1
	12	201030111	Vite M5x10 TBEI	Screw		3
	13	506366080	Piastrino supporto sensore stampella	Plate		1
	14	210000728	Interruttore mecc. stampella	Side stand switch		1
	15	506366030	Molla interna stampella laterale	Inner spring		1
	16	506366020	Molla esterna stampella laterale	Outer spring		1

EMESSO: 09-13 ISSUED: 09-13

032 GRUPPO SCARICO EXHAUST SYSTEM

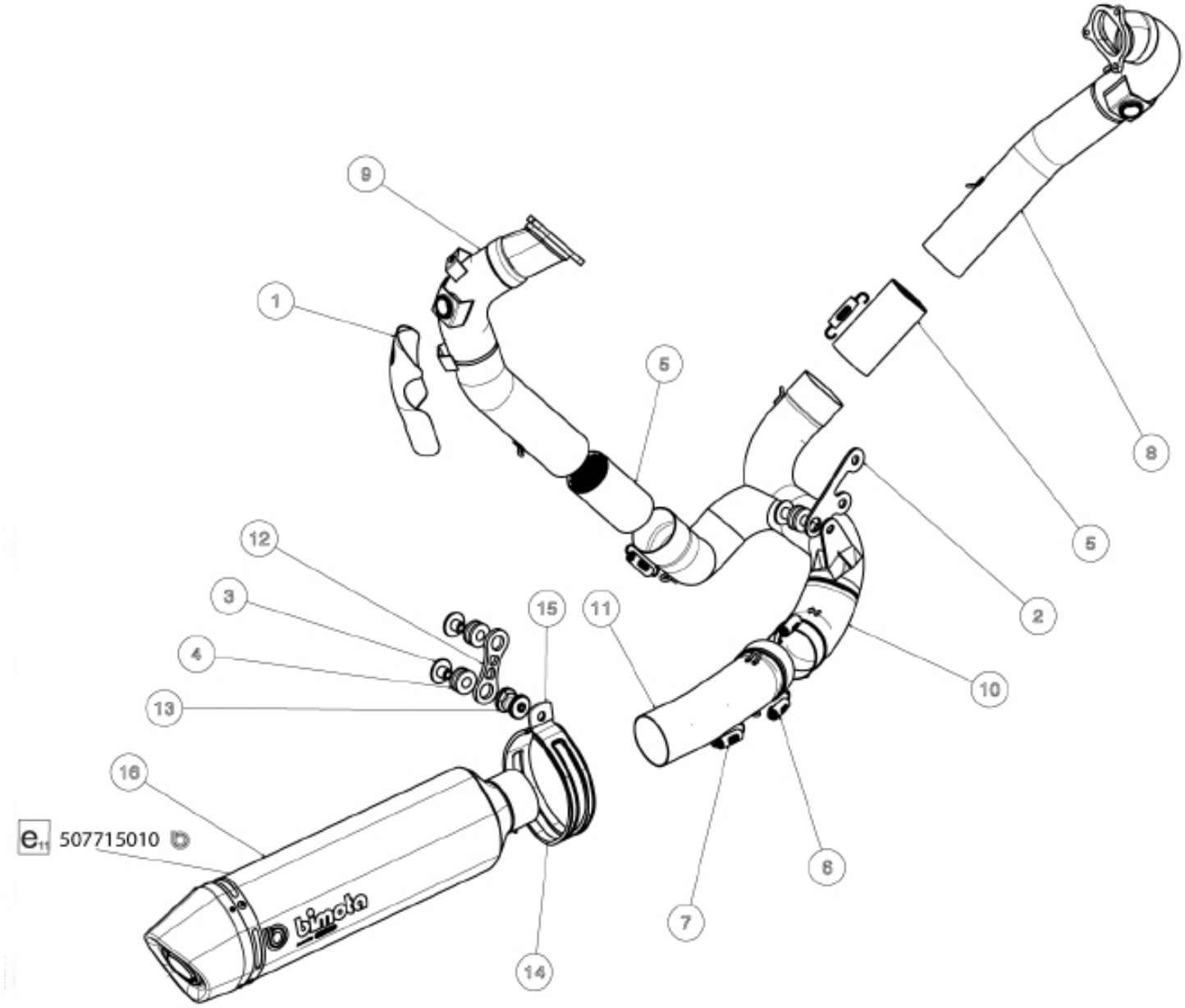

TAVOLA
DRAWING

032

GRUPPO SCARICO — EXHAUST SYSTEM

NOTE NOTES	POS. NO.	N.CODICE CODE NO.	DENOMINAZIONE	DESCRIPTION	MODELLO MODEL	Q.TA' Q.TY
	1	507715140	Protezione carbonio	Carbon heat guard		1
	2	507715120	Piastrino inferiore supporto scarico	Inferior exhaust bulkhead		1
	3	507715110	Boccola a T fissaggio scarico	“T” bush		3
	4	507715100	Gommino fissaggio scarico	Rubber		3
	5	216000171	Catalizzatore	Catalyst element		2
	6	507715150	Molla 84mm	Spring 84mm		2
	7	507715090	Molla 64mm	Spring 64mm		3
	8	507715020	Collettore anteriore inox	Front cylinder pipe exhaust		1
	9	507715030	Collettore posteriore inox	Rear cylinder pipe exhaust		1
	10	507715040	Raggruppamento centrale inox	Pipes echaust conveyor		1
	11	507715050	Raccordo inox	Inox muffler connection		1
	12	507715130	Piastrino fix silenziatore	Muffler bracket		1
	13	507715080	Distanziale fix silenziatore	Spacer on muffler bracket		1
	14	507715070	Protezione in gomma terminale	Rubber		1
	15	507715060	Fascia terminale	Muffler belt		1
	16	507715010	Terminale inox	Inox muffler		1

EMESSO: 09-13 ISSUED: 09-13

TELAIETTO REGGISELLA

REAR CHASSIS

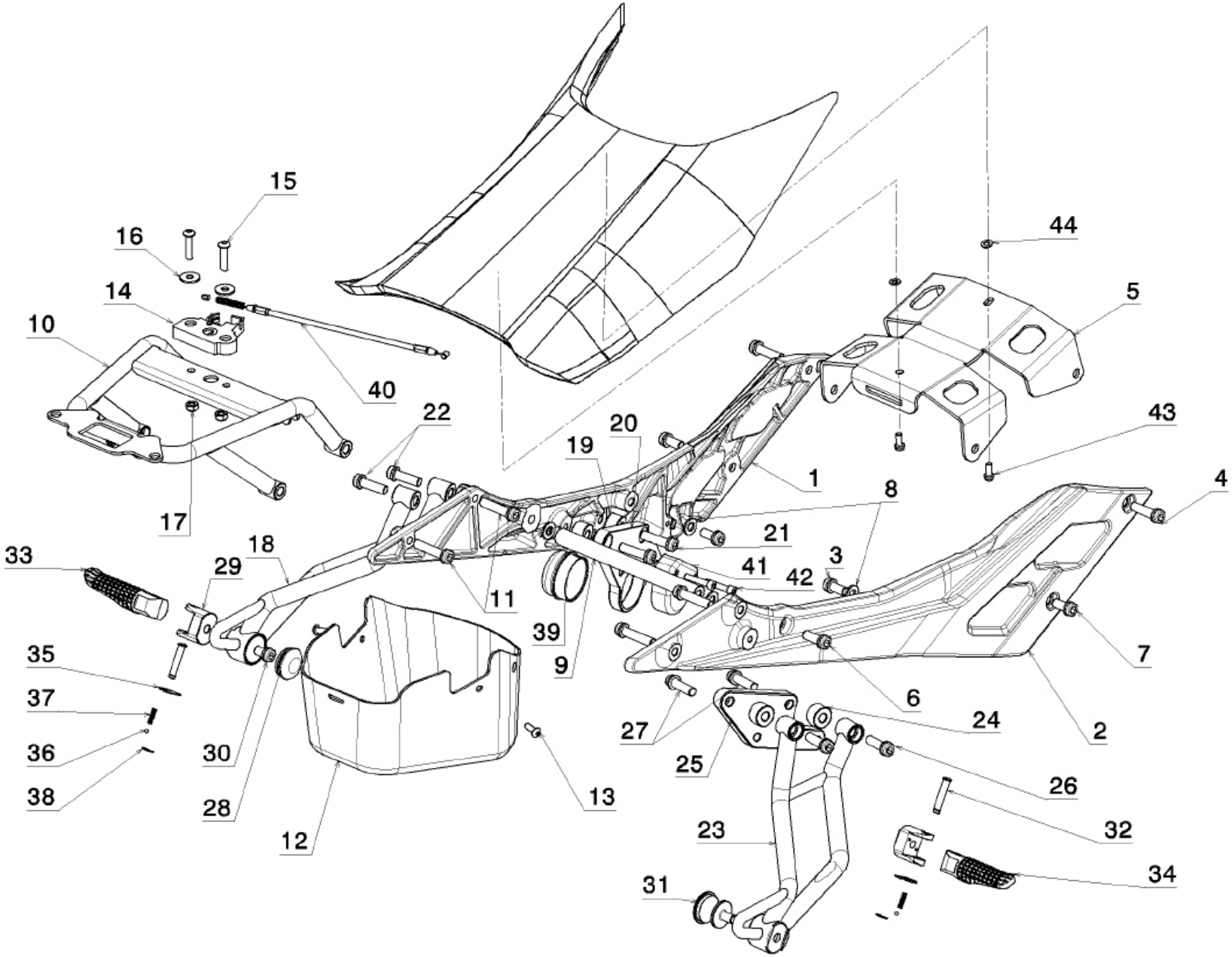

TAVOLA DRAWING **033** **TELAIETTO REGGISELLA** **REAR CHASSIS**

NOTE NOTES	POS. NO.	N.CODICE CODE NO.	DENOMINAZIONE	DESCRIPTION	MODELLO MODEL	Q.TA' Q.TY
	1	507365010	Piastra reggisella sinistra	Left seat chassis		1
	2	507365020	Piastra reggisella destra	Right seat chassis		1
	3	201041032	Vite M8x16 TCEI CZ chromiting	Screw		2
	4	201041005	Vite M8x30 TCEI CZ chromiting	Screw		2
	5	507365030	Piastra sella pilota	Rider seat plate		1
	6	201041010	Vite M8x20 TCEI CZ chromiting	Screw		2
	7	201041032	Vite M8x16 TCEI CZ chromiting	Screw		2
	8	203010031	Rondella D8 UNI 6592 chromiting	Nut		4
	9	507365090	Traverso telaietto reggisella	Rear chassis rod		1
	10	507765010	Telaietto posteriore DB9 naked	Rear frame		1
	11	201041005	Vite M8x30 TCEI CZ chromiting	Screw		4
	12	507765100	Vasca porta oggetti	Rear holder		1
	13	201030108	Vite M5x14 TBEI UNI7380 chromiting	Screw		2
	14	216000094	Levismo a ghigliottina AS1082	Passenger seat locker		1
	15	201030128	Vite M6x25 TBEI UNI 7380 chromiting	Screw		2
	16	203030017	Ranella 6x18x1.6 UNI 6593 chromiting	Washer		2
	17	202030014	Dado M6 autobloccante chromiting inserto metal-lico	Nut		2
	18	506582070	Traliccio supporto pedana passeggero sinistra	Left rear footrest		1
	19	507782160	Boccola 8.5x20x12	Bush		2
	20	507782110	Prolunga pedana passeggero sinistra	Left footrest extension		1
	21	201041059	Vite M8x28 TCEI CZ chromiting	Screw		2
	22	201041028	Vite M8x25 TCEI CZ chromiting	Screw		2
	23	506582080	Traliccio supporto pedana passeggero destra	Right rear footrest		1
	24	507782160	Boccola 8.5x20x12	Bush		2
	25	507782120	Prolunga pedana passeggero destra	Right footrest extension		1

EMESSO: 09-13 ISSUED: 09-13

TELAIETTO REGGISELLA

REAR CHASSIS

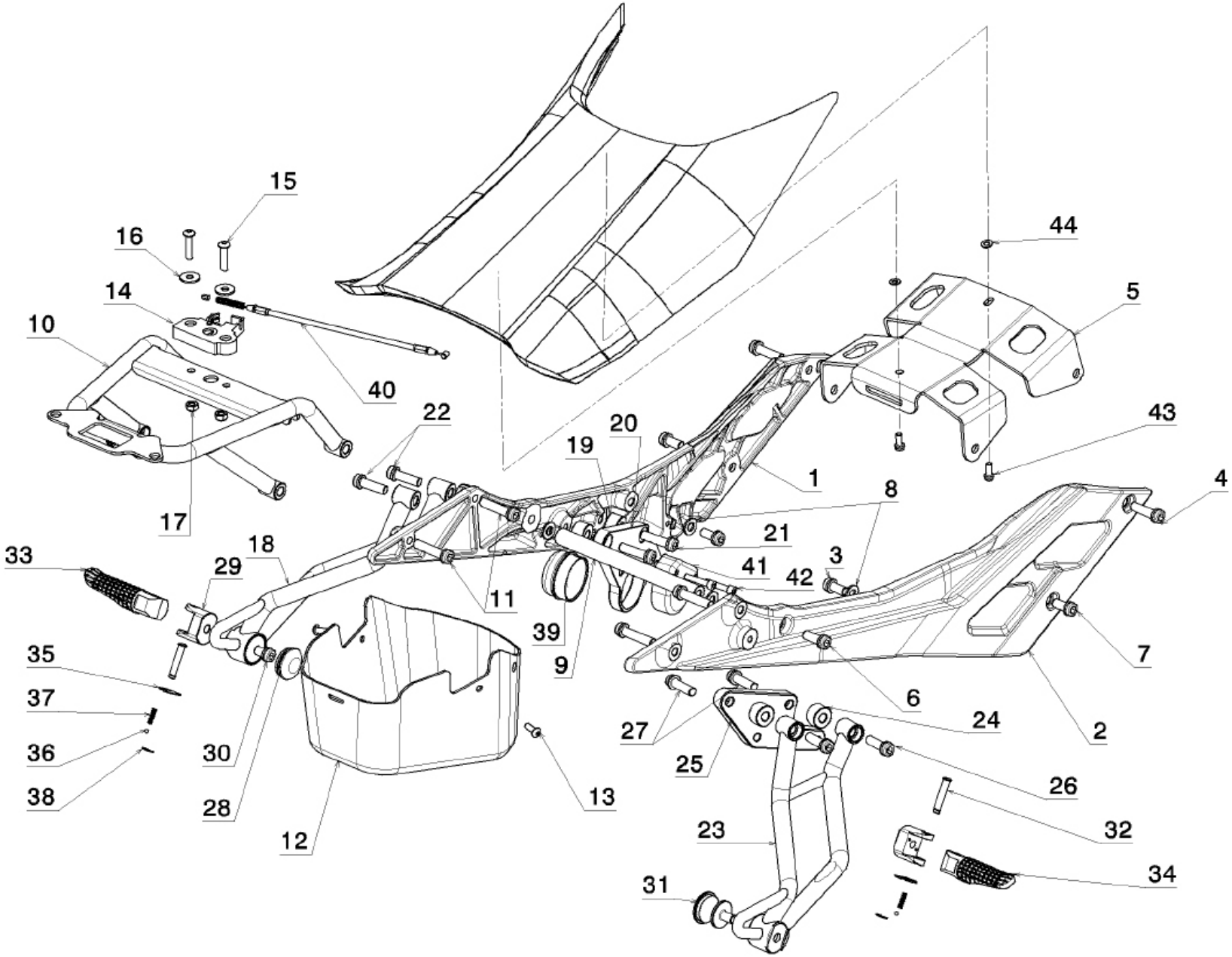

TAVOLA DRAWING **033** **TELAIETTO REGGISELLA** **REAR CHASSIS**

NOTE NOTES	POS. NO.	N.CODICE CODE NO.	DENOMINAZIONE	DESCRIPTION	MODELLO MODEL	Q.TA' Q.TY
	26	201041059	Vite M8x28 TCEI CZ chromiting	Screw		2
	27	201041028	Vite M8x25 TCEI CZ chromiting	Screw		2
	28	214000104	Tappo gomma D.30 art.5986	Rubber cap		1
	29	506182120	Forchetta pedana	Footrest insert		2
	30	201041037	Vite M8x12 TCEI CZ chromiting	Screw		1
	31	507315080	Vite speciale fissaggio scarico	Special screw to fix muffler		1
	32	506182110	Piolo pedana	Pin		2
	33	506382260	Pedana sinistra passeggero	Left footrest		1
	34	506382250	Pedana destra passeggero	Right footrest		1
	35	506382180	Piastrino pedane posteriori	Footrest plate		2
	36	216000076	Sfera D.5/32" per pedana posteriore	Footrest ball		2
	37	506382240	Molla pedana passeggero	Footrest spring		2
	38	214000097	Anello arresto radiale UNI 7434-5 Inox	Seeger		2
	39	507782130	Coperchio sgancio sella	Seat locker key cover		1
	40	507782190	Cavo sgancio sella	Seat locker wire		1
	41	507782150	Coperchio interno sgancio sella termoformato	Internal thermoformed seat locker cover		1
	42	201040143	Vite M5x25 TCEI UNI ISO 4762 chromiting	Screw		2
	43	201041026	Vite M5x12 TCEI CZ chromiting	Screw		1
	44	203010029	Rondella D5 UNI 6592 chromiting	Washer		2

EMESSO: 09-13 ISSUED: 09-13

034 FANALE ANTERIORE HEAD-LIGHT

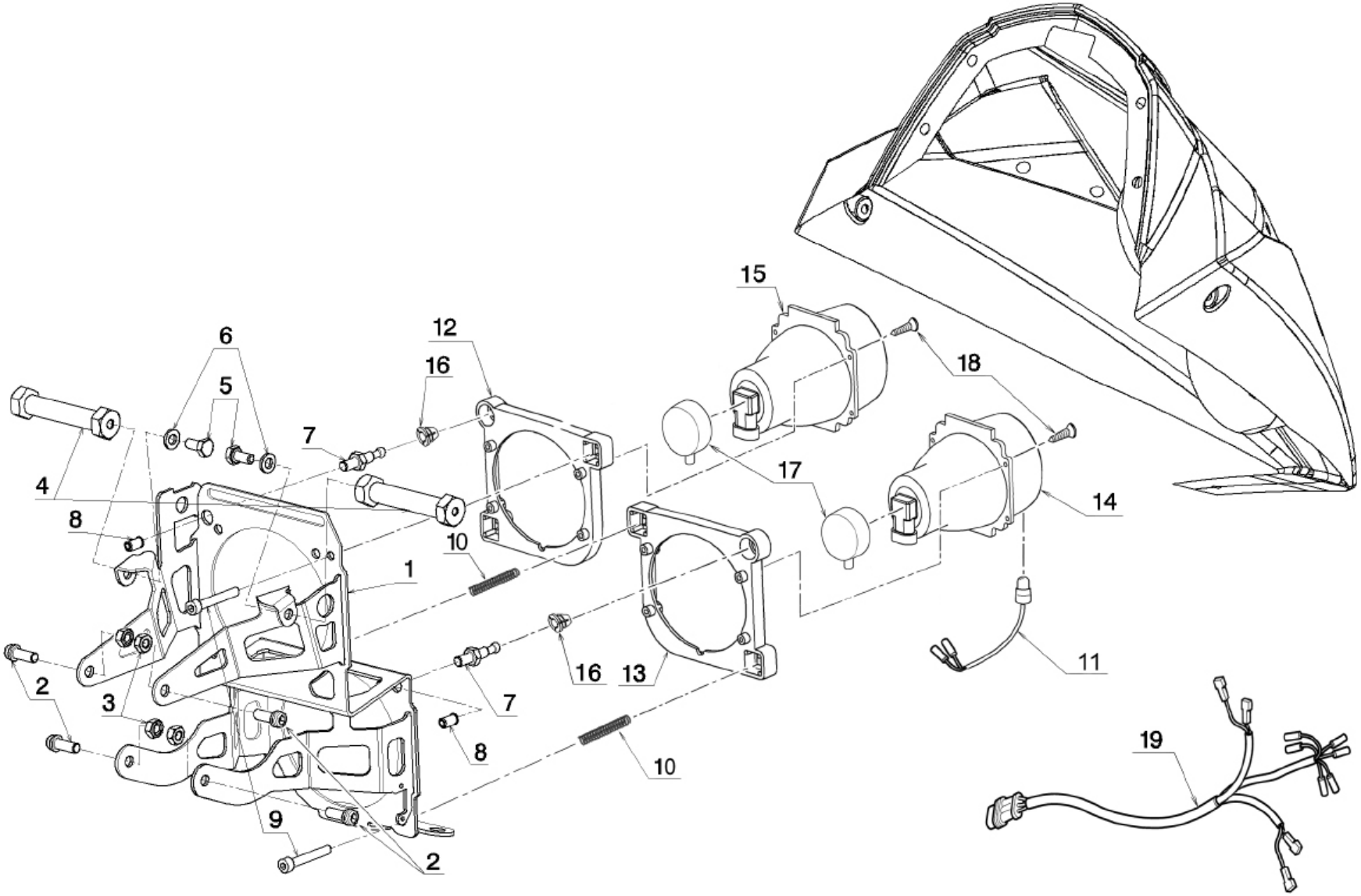

TAVOLA DRAWING **034** **FANALE ANTERIORE** **HEAD-LIGHT**

NOTE NOTES	POS. NO.	N.CODICE CODE NO.	DENOMINAZIONE	DESCRIPTION	MODELLO MODEL	Q.TA' Q.TY
	1	507764010	Telaietto supporto faro	Plate		1
	2	201041006	Vite M6x16 TCEI CZ chromiting	Screw		4
	3	202030014	Dado M6 autobloccante chromiting Inserto metallico	Nut		4
	4	507764020	Distanziale fix telaietto supporto faro	Spacer		2
	5	201020034	Vite M6x12 TE UNI 5739 chromiting	Screw		2
	6	203040001	Rondella Grower D.6	Washer		2
	7	507064020	Piolino sferico	Ball pin		2
	8	216000072	Deform nut M6 L.15 9202A TS	Deform nut		2
	9	201040156	Vite M5x35 TCEI UNI 5931 zincata bianca	Screw		4
	10	503706320	Molla a compressione	Spring		4
	11	210000641	Lampada luce posizione con cavetto 0400	Front position lamp		1
	12	216000117	Telaio supporto proiettore	Headlight mounting frame		1
	13	216000116	Telaio supporto proiettore	Headlight mounting frame		1
	14	210000628	Gruppo ottico abbagliante	High beam		1
	15	210000627	Gruppo ottico anabbagliante	Low beam		1
	16	216000115	Snodo fissaggio proiettore a telaio	Joint		2
	17	216000127	Protezione gomma per anabbagliante	Rubber cover		2
	18	201150011	Vite autofilettante	Self-tapping screw		8
	19	507090070	Cablaggio faro anteriore	Headlight electric cable		1

EMESSO: 09-13 ISSUED: 09-13

TAVOLA
DRAWING

035 SERBATOIO FUEL TANK

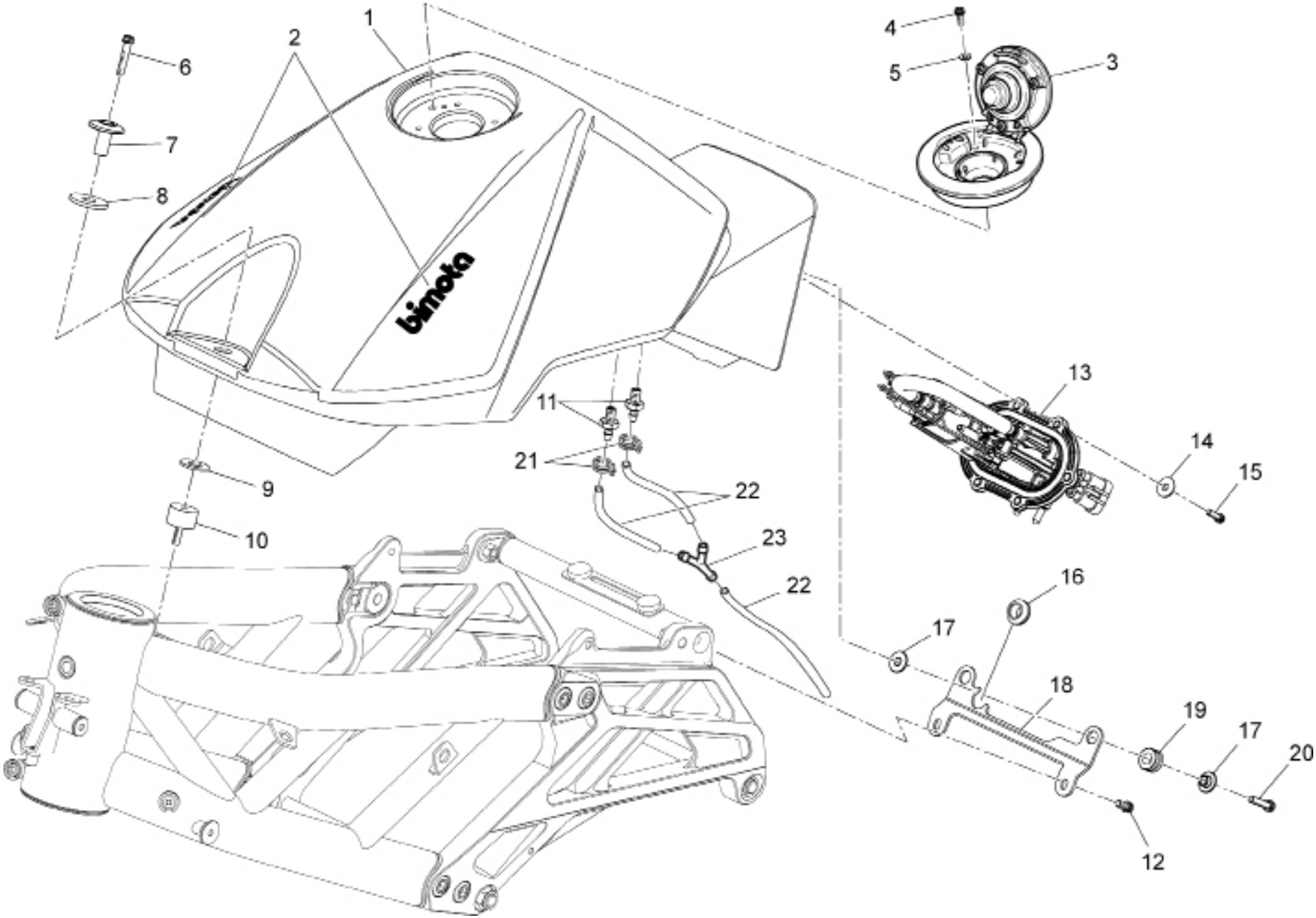

TAVOLA DRAWING **035** **SERBATOIO** **FUEL TANK**

NOTE NOTES	POS. NO.	N.CODICE CODE NO.	DENOMINAZIONE	DESCRIPTION	MODELLO MODEL	Q.TA' Q.TY
○	1	507772010	Sebatoio benzina (Bianco-Rosso)	Fuel tank (White-Red)	1T1; 2T1	1
○	1	507772020	Sebatoio benzina (Nero)	Fuel tank (Black)	3T2: 4T2	1
●	2	506472020	Scritta “bimota” Bianca	Sticker “bimota” white		2
	3	210000722	Kit Serrature (include comando accensione)	Lock set (ignition control included)		1
	4	201041026	Vite M5x12 TCEI CZ	Screw		4
	5	203010029	Rondella D5	Washer		4
	6	201041007	Vite M6x30 TCEI CZ	Screw		1
	7	507072040	Boccola fix serbatoio	Bush		1
	8	214000121	Rondellla spessore 3mm	Washer (3mm thickness)		1
	9	214000125	Rondella spessore 2mm	Washer (2mm thickness)		1
	10	503372110	Antivibrante	Vibration damper		1
	11	506172060	Raccordo	Union		2
	12	201041017	Vite M6x12 TCEI CZ	Screw		2
	13	507072110	Pompa benzina	Fuel pump		1
	14	203030016	Ranella 6x18x1.6	Washer		6
	15	201041009	Vite M5x16 TCEI CZ	Screw		6
	16	214000123	Gommino passacavo	Hose guide		1
	17	504982270	Boccola	Bush		4
	18	507072020	Piastrino fix serbatoio benzina post.	Plate		1
	19	212000016	Antivibrante	Vibration damper		2
	20	201041001	Vite M6x25 TCEI CZ	Screw		2
	21	215000049	Fascetta	Clamp		2
	22	216000070	Tubo 4x9	4x9 hose		3
	23	216000088	Raccordo a Y	“Y” union		1

EMESSO: 09-13 ISSUED: 09-13

036 SCOCCA POSTERIORE TAIL

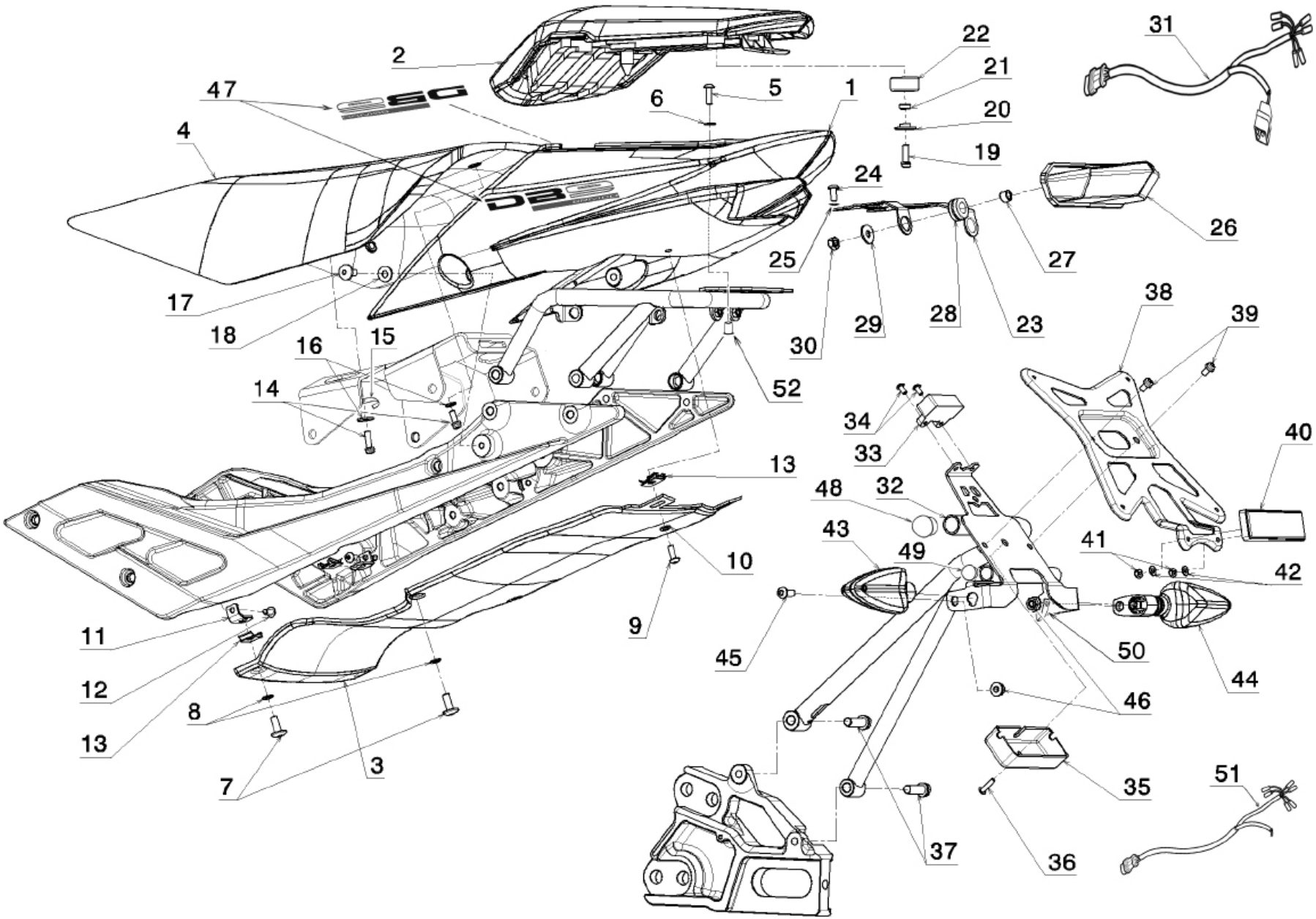

TAVOLA
DRAWING

036 SCOCCA POSTERIORE TAIL

NOTE NOTES	POS. NO.	N.CODICE CODE NO.	DENOMINAZIONE	DESCRIPTION	MODELLO MODEL	Q.TA' Q.TY
	1	507770120	Codino bianco	Rear fairing (White/Red)	1T1; 2T1	1
	1	507770410	Codino (Carbonio)	Rear fairing (Carbon)	3T2; 4T2	1
	2	507770360	Sella passeggero	Passenger seat		1
	3	507770130	Sottocodino	Tail lower cover		1
	4	507770270	Sella pilota	Seat		1
	5	201030106	Vite M5x16 TBEI UNI7380 chromiting	Screw		2
	6	215000003	Rondella 5x10x1 nylon	Washer		2
	7	201032001	Vite TBEI testa larga M5x12 Chromiting	Screw		4
	8	215000003	Rondella 5x10x1 nylon	Washer		4
	9	146701009	Vite M5x16 ESAG. INT. INOX	Screw		2
	10	215000003	Rondella 5x10x1 nylon	Washer		2
	11	507365080	Piastrino paratia inferiore	Fender plate		4
	12	201030111	Vite M5x10 TBEI UNI7380 chromiting	Screw		4
	13	202010014	Dado clip	Clip nut		6
	14	201041026	Vite M5x12 TCEI CZ chromiting	Screw		2
	15	0940406206	Fascetta suzuki	Clamp		1
	16	203030016	Rondella 5x15x1 UNI6593 chromiting	Washer		2
	17	201032002	Vite M6x14 TBEI testa larga zincata nera	Screw		2
	18	216000019	Rondella nylon 15x6.4x1 nylon	Washer		2
	19	201041020	Vite M6x20 TCEI CZ chromiting	Screw		2
	20	504970570	Boccola fix pance carena SB6R	Bush		2
	21	502272090	Distanziale silent block serbatoio	Spacer		2
	22	214000036	Gommino fix posteriore 0010	Rubber		2
	23	507790190	Piastrino fissaggio fanale posteriore	Plate		1
	24	201020077	Vite M5x10 TE UNI 5739 chromiting	Screw		2
	25	203010029	Rondella D5 UNI 6593 chromiting	Washer		2
	26	210000629	Fanale posteriore led 9129EC	Tail light		1
	27	506107110	Boccola 10x6.3x7	Bush		2

EMESSO: 09-13 ISSUED: 09-13

036 SCOCCA POSTERIORE TAIL

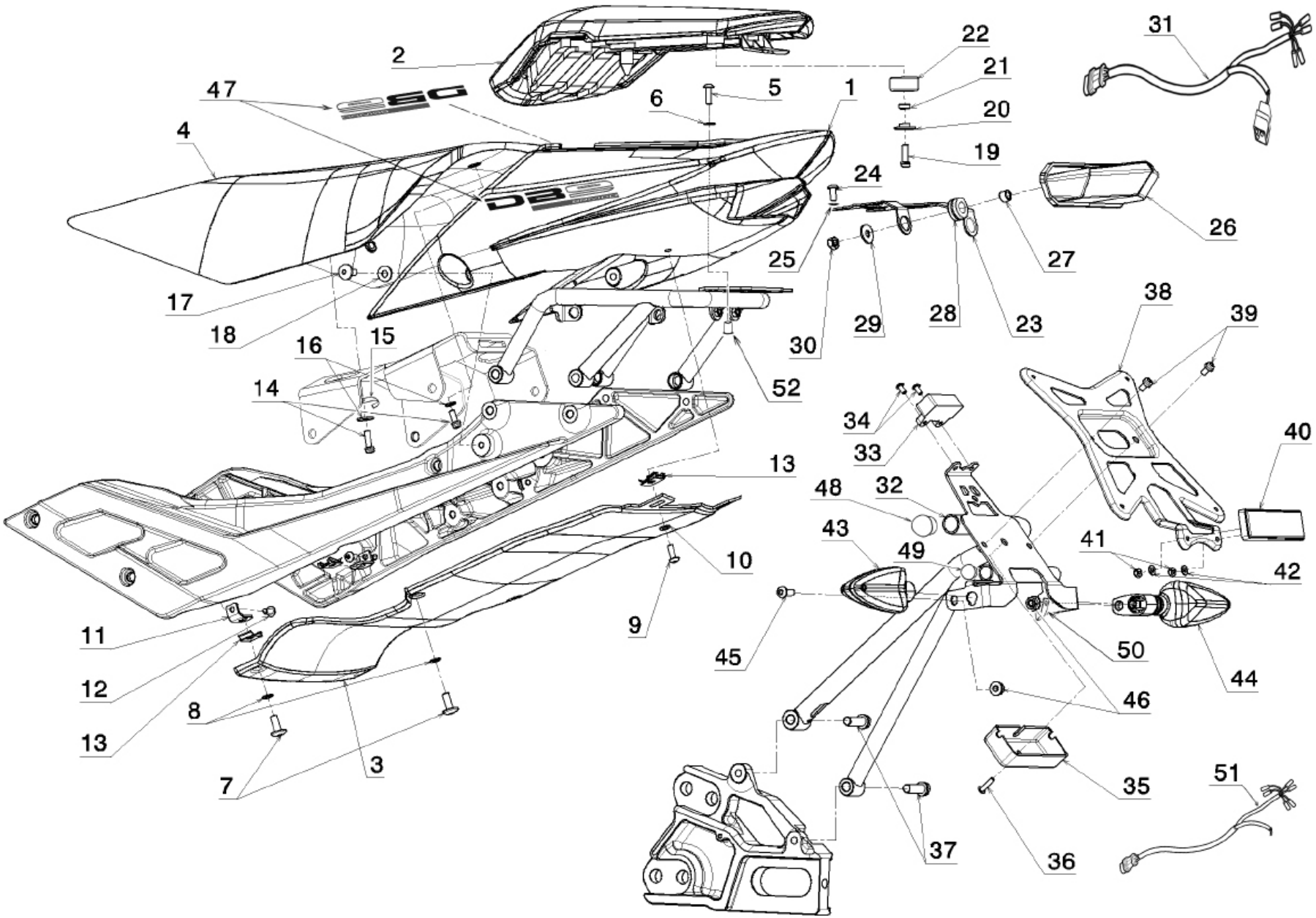

TAVOLA DRAWING **036** **SCOCCA POSTERIORE** **TAIL**

NOTE NOTES	POS. NO.	N.CODICE CODE NO.	DENOMINAZIONE	DESCRIPTION	MODELLO MODEL	Q.TA' Q.TY
	28	214000008	Passacavo C1093/006	Hose guide		2
	29	203030017	Ranella 6x18x1.6 UNI 6593 chromiting	Washer		2
	30	202030014	Dado M6 autobloccante chromiting inserto metallico	Nut		2
	31	507790040	Cablaggio faro posteriore	Tail light electric cable		1
	32	507770220	Traliccio supporto targa completo	License plate support		1
	33	210000664	Luce targa 918805 L.150mm	License plate light		1
	34	201030110	Vite M4x10 TBEI UNI7380 chromiting	Screw		2
	35	507790200	Scatola protezione connettori termoformato	Connector protection box		1
	36	201030109	Vite M4x8 TBEI UNI 7380 chromiting	Screw		1
	37	201041028	Vite M8x25 TCEI CZ chromiting	Screw		2
	38	507070380	Porta targa	License plate holder		1
	39	201041057	Vite M5x8 TCEI CZ chromiting	Screw		2
	40	506170240	Catadiottro posteriore	Rear reflex reflector		1
	41	202030016	Dado M4 autobloccante chromiting inserto metallico	Nut		2
	42	203010032	Rondella D4 UNI 6592 chromiting	Washer		2
	43	210000663	Indicatore posteriore sinistro	L.H. turn indicator		1
	44	210000662	Indicatore posteriore destro	R.H. turn indicator		1
	45	201030104	Vite M6x20 TBEI UNI 7380 chromiting	Screw		2
	46	202090017	Dado M6 flangiato autobloccante chromiting	Nut		2
	47	507770310	Scritta DB9 Brivido (Bianca-Rossa)	Sticker "DB9 Brivido" (White-Red)		2
	48	214000134	Inserto lamelle rotondo D18 ILTB18	Insert		1
	49	214000133	Inserto lamelle rotondo D15 ILTB15	Insert		1
	50	0940406206	Fascetta suzuki	Clamp		1
	51	507790030	Cablaggio indicatori dir. Post.	Rear indicators cable		1
	52	215000910	Velnut M5 COD.3874	Velnut		2

EMESSO: 09-13 ISSUED: 09-13

037 CUPOLINO E CRUSCOTTO FRONT FAIRING AND DASHBOARD

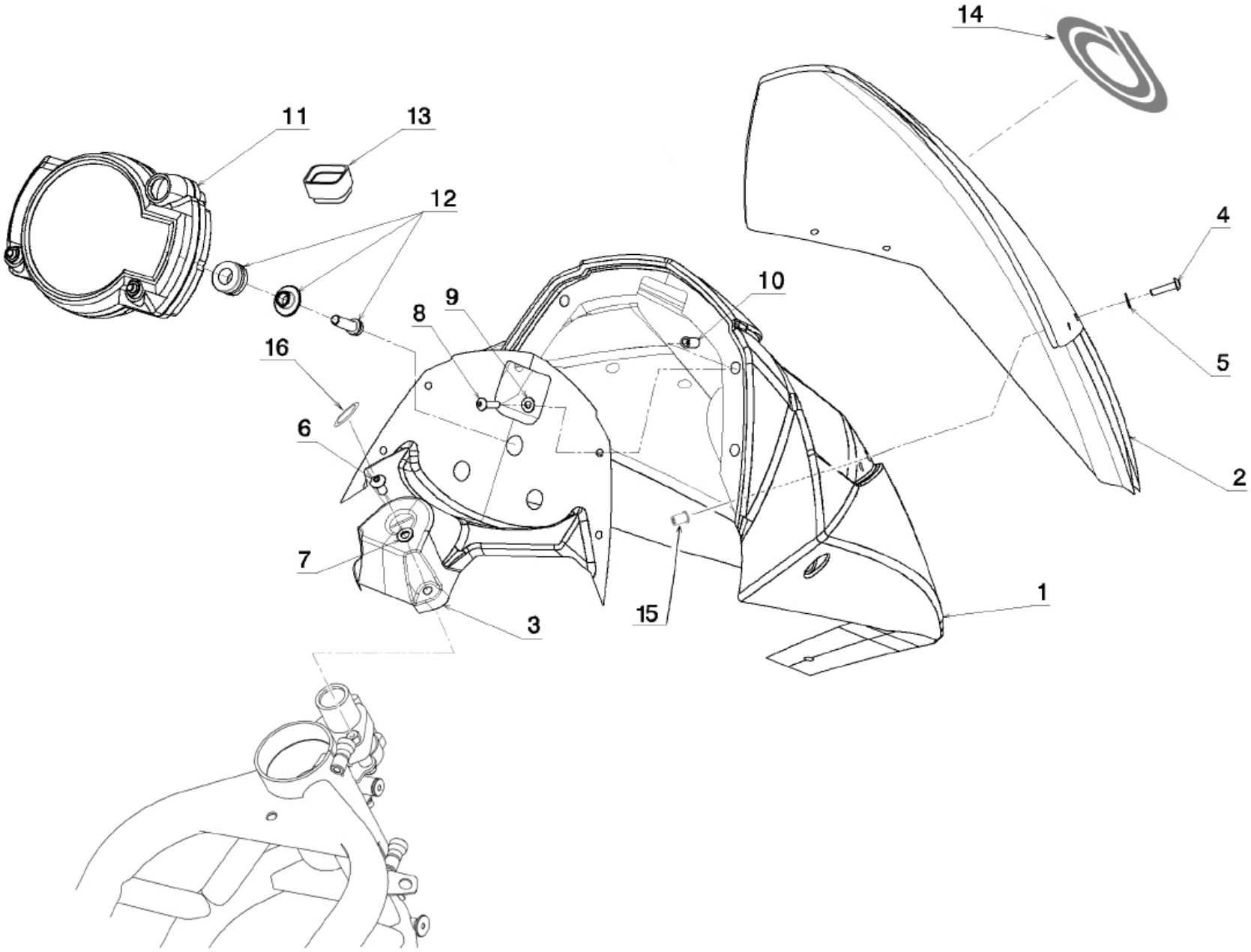

TAVOLA DRAWING **037** **CUPOLINO E CRUSCOTTO** **HEAD-LIGHT AND DASHBOARD**

NOTE NOTES	POS. NO.	N.CODICE CODE NO.	DENOMINAZIONE	DESCRIPTION	MODELLO MODEL	Q.TA' Q.TY
	1	507770010	Cupolino rosso	Front fairing (Red)	1T1; 2T1	1
	1	507770370	Cupolino carbonio	Front fairing (Carbon)	3T2; 4T2	1
	2	507770150	Cupolino trasparente	Windshield		1
	3	507770060	Supporto strumenti carbonio	Support		1
	4	201030029	Vite M4x16 TBEI ZINC. NERA	Screw		4
	5	216000084	Rondella nylon 4x9x0.8	Washer		4
	6	201100002	Vite M5x10 con piolo antirapina	Screw		2
	7	203010029	Rondella D5 UNI 6592 chromiting	Washer		2
	8	201030029	Vite M4x16 TBEI ZINC. NERA	Screw		4
	9	216000084	Rondella nylon 4x9x0.8	Washer		4
	10	216000071	Velnut M4 L. 12.5mm	Velnut		4
	11	210000665	Cruscotto DB9 naked Koso 9700 limiter/5 pulses speed	Dashboard		1
	12	216000126	Kit fissaggio cruscotto (gommini/viti/rondelle)	Dashboard mounting set (rubbers/screws/washers)		1
	13	210000637	Cuffia prot. connettore cruscotto	Rubber cap		1
	14	506370460	Scritta "B" 25x25 (Argento)	Sticker "B" (White)		1
	15	216000071	Velnut M4 L. 12.5mm	Velnut		4
	16	507770290	Adesivo blocco chiave	Sticker "ON"		1

EMESSO: 09-13 ISSUED: 09-13

038 CARENATURA FAIRING

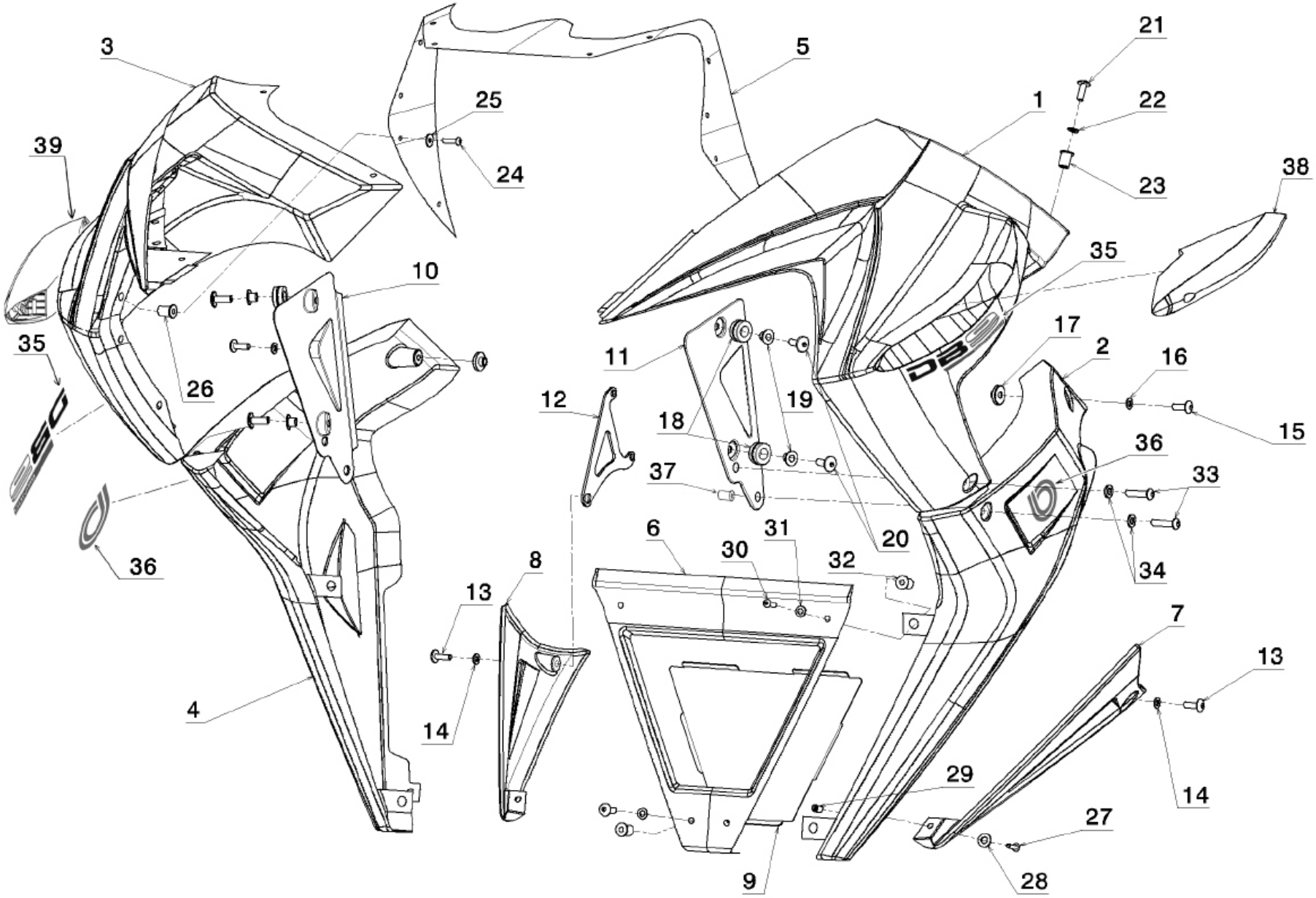

TAVOLA DRAWING **038** **CARENATURA** **FAIRING**

NOTE NOTES	POS. NO.	N.CODICE CODE NO.	DENOMINAZIONE	DESCRIPTION	MODELLO MODEL	Q.TA' Q.TY
	1	507770510	Carena superiore sinistra (carbonio)	Left upper fairing (carbon)	3T2; 4T2	1
	1	507770030	Carena superiore sinistra (bianco-rosso)	Left upper fairing (white-red)	1T1; 2T1	1
	2	507770059	Carena inferiore sinistra (carbonio)	Left lower fairing (carbon)	3T2; 4T2	1
	2	507770050	Carena inferiore sinistra (bianco)	Left lower fairing (white)	1T1; 2T1	1
	3	507770500	Carena superiore destra (carbonio)	Right upper fairing (carbon)	3T2; 4T2	1
	3	507770020	Carena superiore destra (bianco-rosso)	Right upper fairing (white-red)	1T1; 2T1	1
	4	507770049	Carena inferiore destra (carbonio)	Right lower fairing (carbon)	3T2; 4T2	1
	4	507770040	Carena inferiore destra (bianco)	Right lower fairing (white)	1T1; 2T1	1
	5	507770070	Interno carena carbonio	Internal fairing		1
	6	507770090	Triangolo radiatore	Water cooler triangle		1
	7	507770110	Triangolo basso sinistro carbonio	Left lower carbon triangle		1
	8	507770100	Triangolo basso destro carbonio	Right lower carbon triangle		1
	9	507770430	Retina triangolo radiatore	Water cooler triangle grid		1
	10	507770160	Fianco radiatore destro carbonio	Right water cooler cover		1
	11	507770170	Finaco radiatore sinistro carbonio	Left water cooler cover		1
	12	507770190	Piastrino fissaggio triangolo basso dx	Plate		1
	13	146701009	Vite M5x16 ESAG. INT. INOX.	Screw		2
	14	215000003	Rondella 5x10x1 NYLON	Washer		2
	15	146701009	Vite M5x16 ESAG. INT. INOX.	Screw		2
	16	215000003	Rondella 5x10x1 NYLON	Washer		2
	17	507770420	Boccola distanziale carena	Spacer		2
	18	214000068	Gommino Art. 31.21.135	Rubber		4
	19	507770330	Boccola 6.25x14x7.5	Bush		4

EMESSO: 09-13 ISSUED: 09-13

038 CARENATURA FAIRING

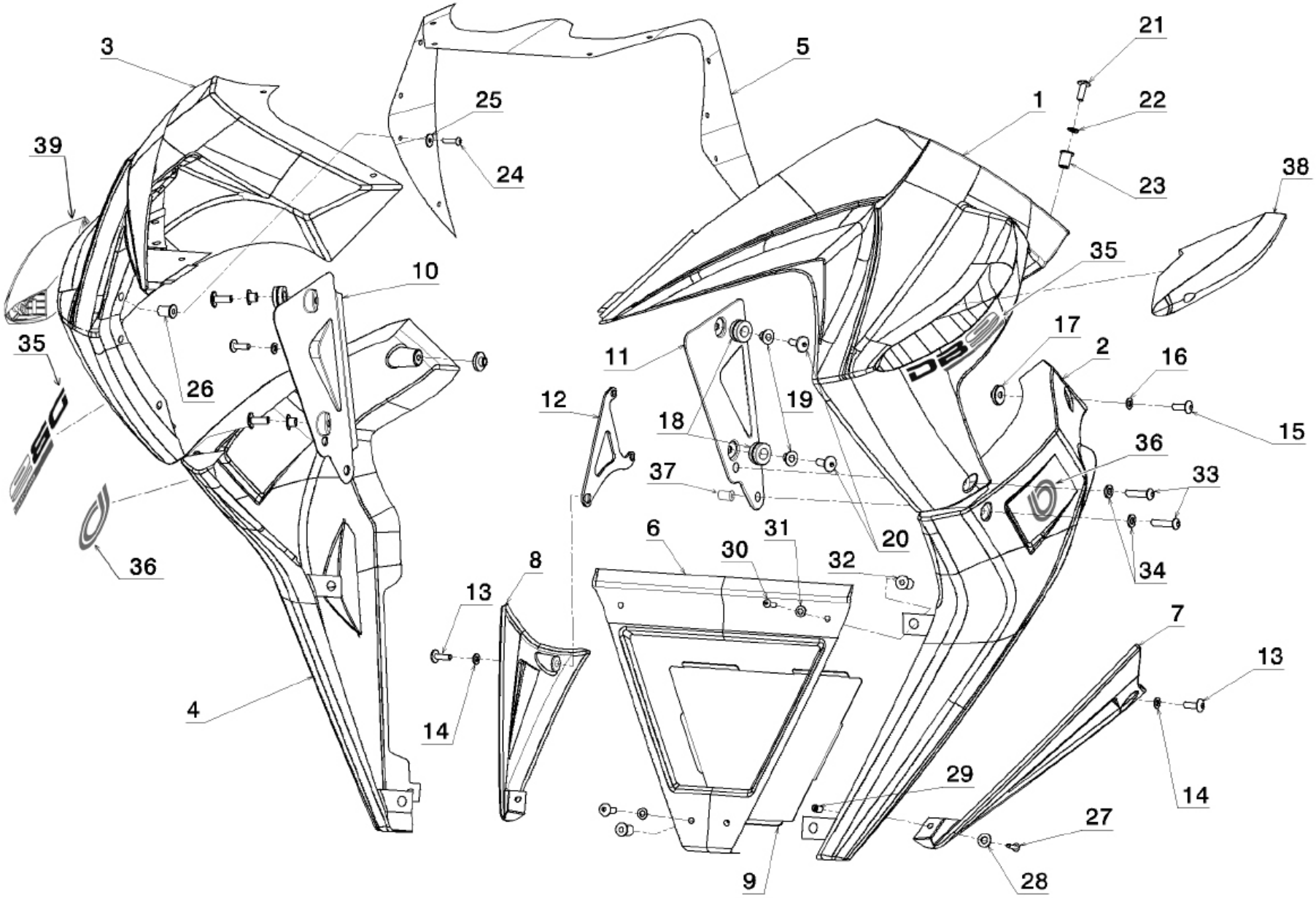

TAVOLA DRAWING **038** **CARENATURA** **FAIRING**

NOTE NOTES	POS. NO.	N.CODICE CODE NO.	DENOMINAZIONE	DESCRIPTION	MODELLO MODEL	Q.TA' Q.TY
	20	146705014	Vite M6x16 ESAG. INT.	Screw		4
	21	146701009	Vite M5x16 ESAG. INT. INOX.	Screw		4
	22	215000003	Rondella 5x10x1 NYLON	Washer		4
	23	215000910	Velnut M5 COD.3874	Velnut		4
	24	201030029	Vite M4x16 TBEI ZINC. NERA	Screw		12
	25	216000084	Rondella nylon 4x9x0.8	Washer		12
	26	216000071	Velnut M4 L.12.5mm	Velnut		12
	27	201030029	Vite M4x16 TBEI ZINC. NERA	Screw		2
	28	216000084	Rondella nylon 4x9x0.8	Washer		2
	29	216000071	Velnut M4 L.12.5mm	Velnut		2
	30	146701009	Vite M5x16 ESAG. INT. INOX.	Screw		4
	31	215000003	Rondella 5x10x1 NYLON	Washer		4
	32	215000910	Velnut M5 COD.3874	Velnut		4
	33	146701009	Vite M5x16 ESAG. INT. INOX.	Screw		4
	34	215000003	Rondella 5x10x1 NYLON	Washer		4
	35	507770300	Scritta "DB9 Brivido" (Bianca-Rossa)	Sticker "DB9 Brivido"	1T4; 3T4	2
	35	507770440	Scritta “DB9S Brivido” (Bianca-Rossa)	Sticker “DB9S Brivido”	2T4; 4T4	2
	36	507770350	Scritta "B" 40x40	Sticker "B"		2
	37	215000910	Velnut M5	Velnut		4
	38	210000587	Freccia anteriore sinistra	Left indicator		1
	39	210000586	Freccia anteriore destra	Right indicator		1

EMESSO: 09-13 ISSUED: 09-13

IMPIANTO ELETTRICO

ELECTRIC SYSTEM

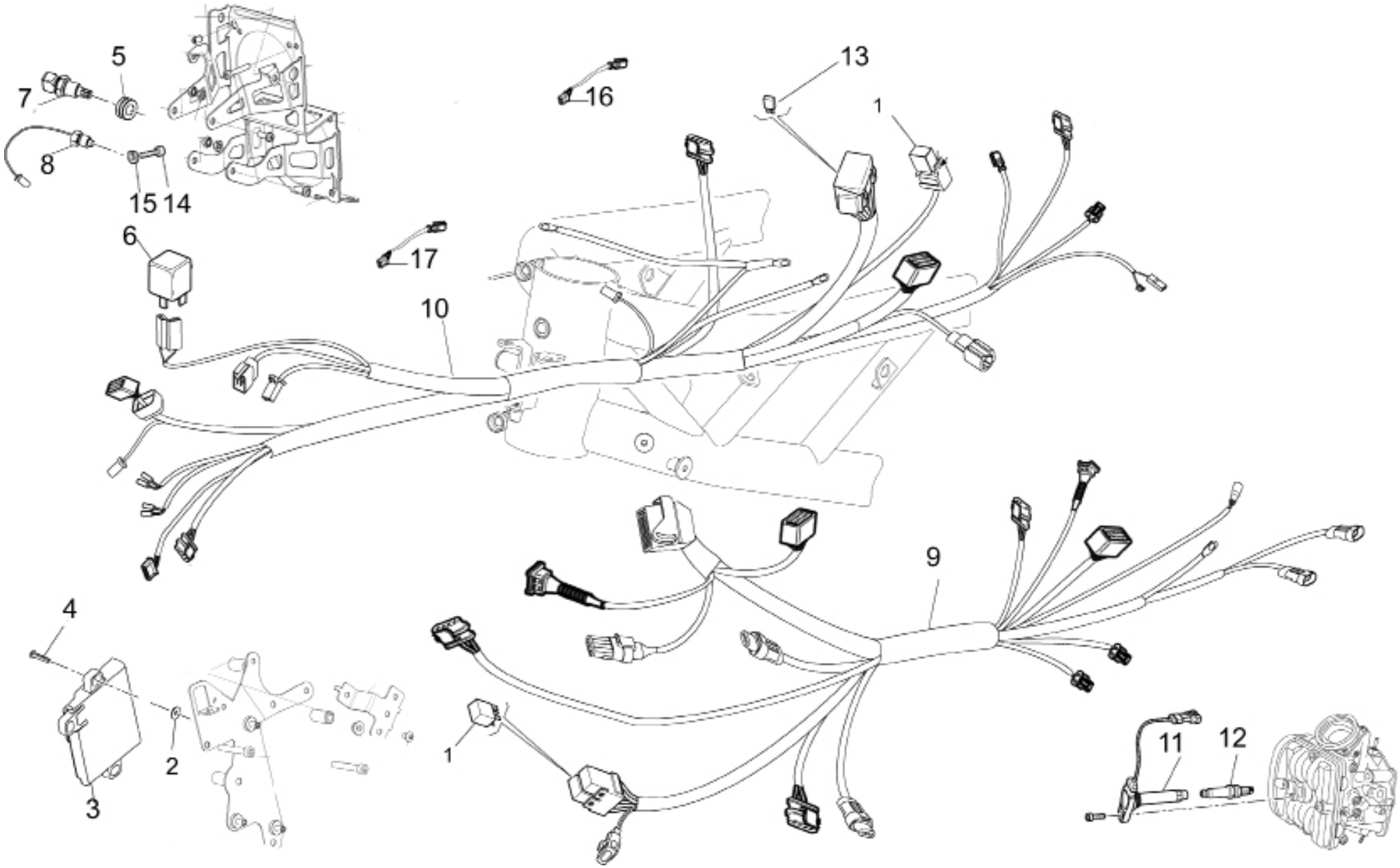

TAVOLA DRAWING **039** **IMPIANTO ELETTRICO** **ELECTRIC SYSTEM**

NOTE NOTES	POS. NO.	N.CODICE CODE NO.	DENOMINAZIONE	DESCRIPTION	MODELLO MODEL	Q.TA' Q.TY
	1	210000733	Relais	Relais		2
	2	203030019	Rondella	Washer		3
	3	210000633	Centralina ECUG-1	Computer unit mod. ECUG-1		1
	4	201030121	Vite M4x20 TBEI	Screw		3
	5	212000020	Passacavo	Hose guide		1
	6	210000718	Intermittenza	Flasher		1
	7	210000638	Sensore temperatura aria	Air temperature sensor		1
	8	210000661	Sensore temperatura aria ATS05	Air temperature sensor		1
	9	507790010	Cablaggio iniezione	Injection wiring		1
	10	507790020	Cablaggio servizi	Service wiring		1
	11	380.1.014.5B	Bobina	Coil		2
	12	670.4.045.1A	Candela	Spark plug		2
	13	210000730	Minifusibile 5A	Mini-Fuse 5A		1
	13	210000626	Minifusibile 10A	Mini-Fuse 10A		1
	13	210000729	Minifusibile 15A	Mini-Fuse 15A		1
	13	210000732	Minifusibile 30A	Mini-Fuse 30A		1
	14	201030130	Vite M3x10	Screw		2
	15	202030017	Dado M3	Nut		2
	16	507790060	Cavo adattatore su cablaggio airbox	Adaptor cable for airbox harness		1
	17	507790050	Cablaggio airbox	Airbox harness		1

EMESSO: 09-13 ISSUED: 09-13

TAVOLA
DRAWING **040** **SUPPORTO BATTERIA** **BATTERY BOX MOUNT**

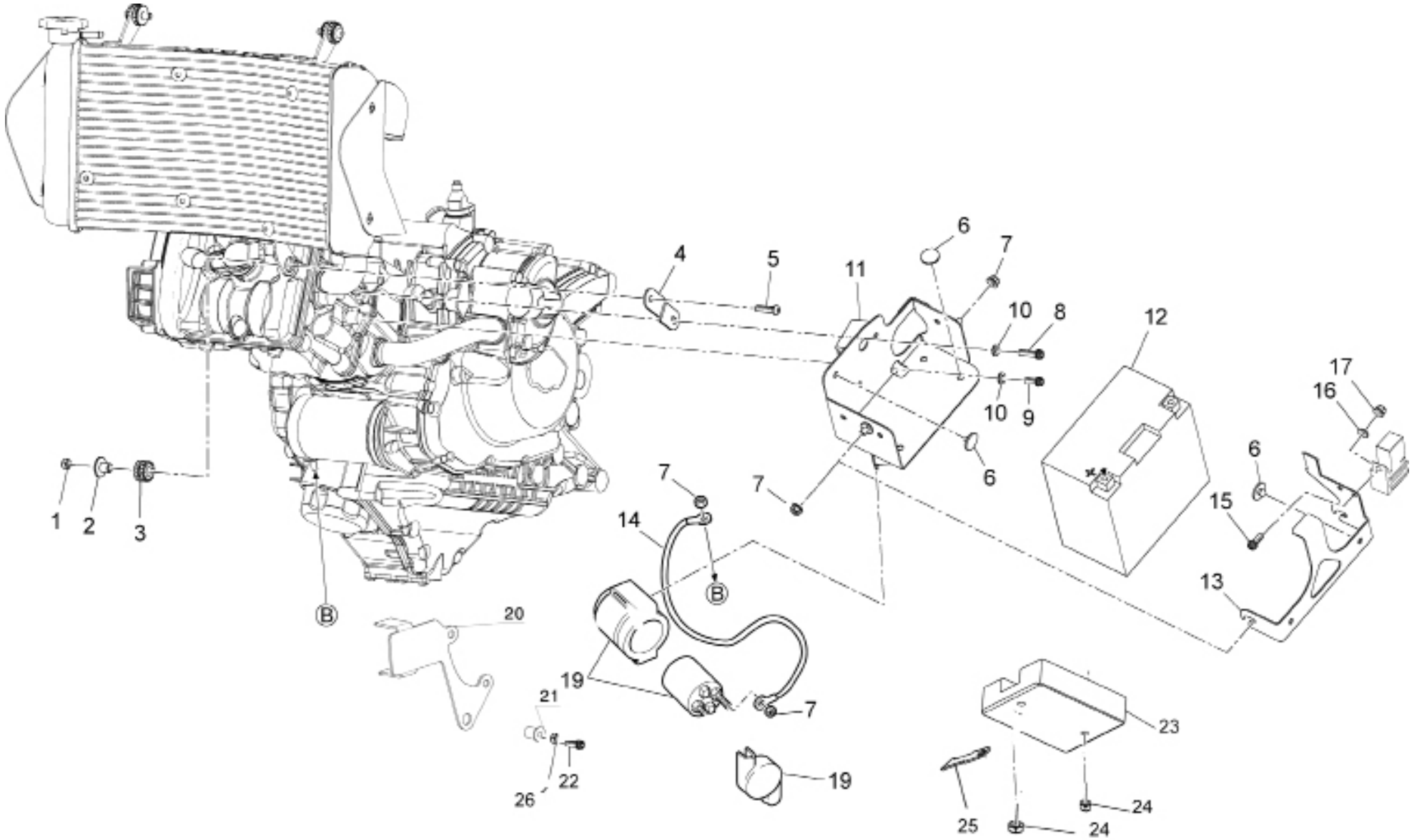

TAVOLA DRAWING **040** **SUPPORTO BATTERIA** **BATTERY BOX MOUNT**

NOTE NOTES	POS. NO.	N.CODICE CODE NO.	DENOMINAZIONE	DESCRIPTION	MODELLO MODEL	Q.TA' Q.TY
	1	202030014	Dado M6 autobloccante	Nut		1
	2	506199080	Boccola speciale antivibrante	Special bush		1
	3	250000133	Gommino antivibrante	Vibration damper		1
	4	507045010	Staffa supporto radiatore	Water cooler holder		1
	5	201030128	Vite M6x25 TBEI	Screw		1
	6	214000105	Tampone gomma	Rubber pad		12
	7	202090017	Dado M6 flangiato	Nut		5
	8	201041006	Vite M6x16 TCEI CZ	Screw		1
	9	201041038	Vite M6x14 TCEI CZ	Screw		1
	10	203010027	Rondella	Washer		2
	11	507790100	Scatola batteria	Battery box mount		1
	12	210000660	Batteria	Battery		1
	13	507790110	Chiusura scatola batteria	Battery cover		1
	14	507090110	Cavo da relè a motorino avviamento	Starter motor wiring		1
	15	201041033	Vite M5x10 TCEI CZ	Screw		1
	16	203010029	Rondella D5	Washer		1
	17	202030015	Dado M5	Nut		1
	19	210000592	Teleruttore avviamento	Remote switch		1
	20	507770180	Piastra porta teleruttore	Bracket		1
	21	215000910	Velnut M5	Velnut		1
	22	146701009	Vite M5x16 Inox	Screw		1
	23	250000200	Regolatore/Raddrizzatore	Electric regulator		1
	24	202090017	Dado M6	Nut		2
	25	0940406206	Fascetta	Strip		1
	26	215000003	Rondella nylon	Washer		1

EMESSO: 09-13 ISSUED: 09-13

041 DOTAZIONE VEICOLO VEHICLE TOOLS

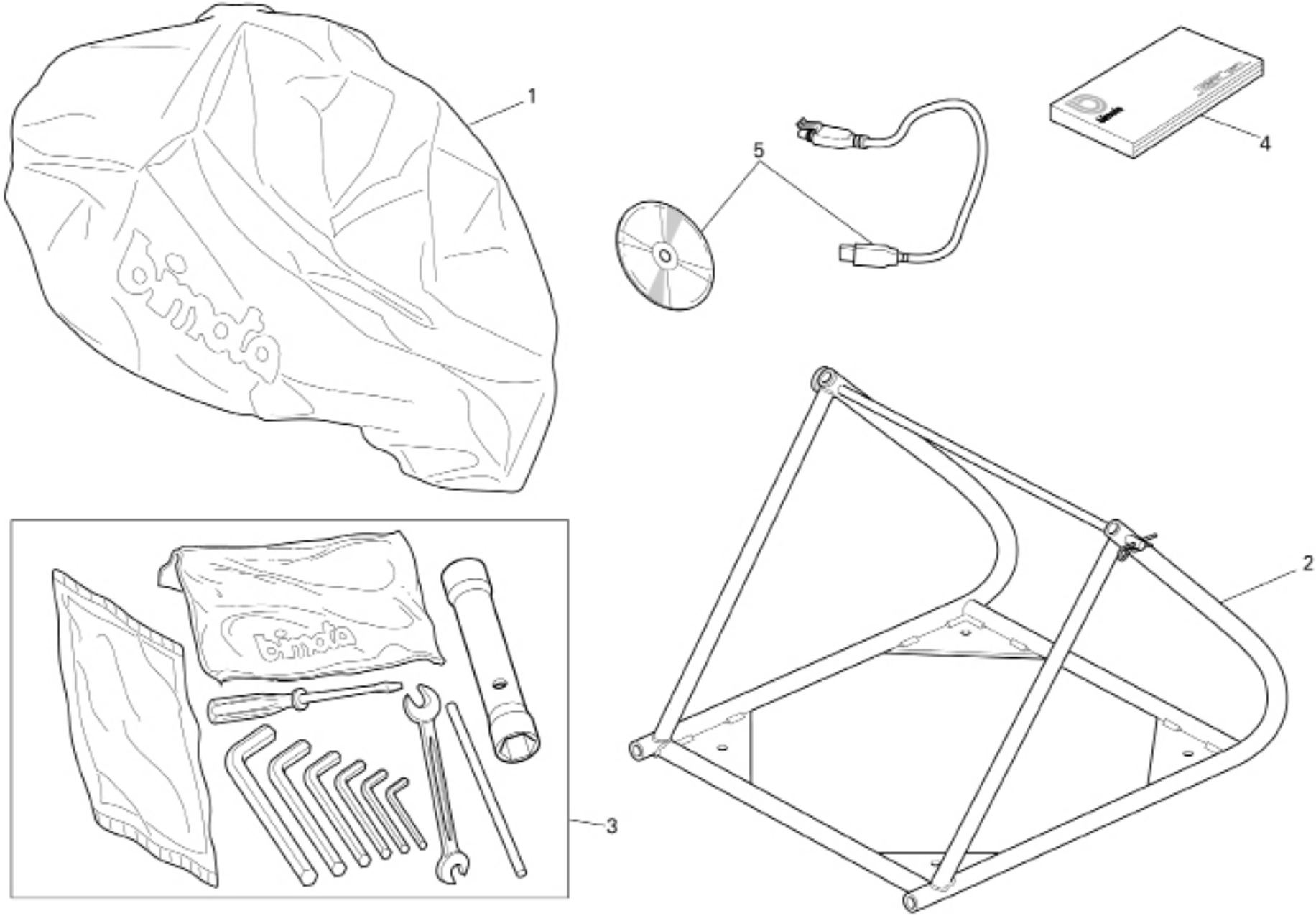

TAVOLA
DRAWING

041

DOTAZIONE VEICOLO — VEHICLE TOOLS

NOTE NOTES	POS. NO.	N.CODICE CODE NO.	DENOMINAZIONE	DESCRIPTION	MODELLO MODEL	Q.TA' Q.TY
	1	215000743	Telo coprimoto	Motrocycle's canvas cover		1
	2	507797010	Cavalletto posteriore	Rear stand		1
	3	216000080	Borsa attrezzi	Tool bag		1
	4	217040034	Libretto uso e manutenzione	Owner's manual	I	1
	4	217040035	Libretto uso e manutenzione	Owner's manual	E - A - S - B - J	1
	5	216000166	Kit Service ATHENA (Cavo seriale + CD-ROM)	ATHENA Service Kit (serial cable + CD-ROM)		1

EMESSO: 09-13 ISSUED: 09-13

BIMOTA S.A.

Sede secondaria: via Giaccaglia, 38 47924 Rimini - Italia
tel. +39 0541 391115 fax +39 0541 307429
Email: info@bimota.it
www.bimota.it