bimota

DB6 1100

MOTORE CON FRIZIONE A BAGNO OLIO
ENGINE WITH WET CLUTCH

Catalogo Ricambi
Spare Parts Catalogue

11/09 rev. 1.13

NORME DA OSSERVARE PER L'ORDINAZIONE DELLE PARTI DI RICAMBIO

1. Per le ordinazioni delle parti di ricambio citare sempre:
il numero di codice, la denominazione e i numeri di matricola del motore e del telaio.

2. La ricerca del pezzo di ricambio si effettua come segue:
Individuare nella tavola il numero di figura del pezzo occorrente; ricercare nella parte descrittiva il relativo numero di codice e la denominazione.

3. I particolari contrassegnati con un "cerchio vuoto" (o), vengono consegnati unitamente ai particolari aventi come riferimento un "cerchio pieno" (●),che nella distinta sono elencati di seguito.

4. Definizione del modello specifico: la prima cifra indica il tipo di moto e l'anno di costruzione, la lettera indica il paese di destinazione, la seconda cifra indica la colorazione.
Vedere tabella relativa per l'identificazione del modello.

5. Le indicazioni di destra e sinistra si riferiscono ai lati del veicolo rispetto al senso di marcia.

INSTRUCTIONS TO BE FOLLOWED WHEN ORDERING SPARE PARTS

1. All orders of spare parts must clearly indicate:
Item code number, description and serial numbers both of frame and engine.

2. To determinate the spare part proceed as follows:
On the drawing find out the position number of the required item; On the part list you will find relevant code number and description.

3. The parts marked with an empty cyrcle (o), are delivered together with details marked by a full circle (●), which are listed below.

4. Definition of the specific model: The first figure shows the kind of motorcycle and its year of manufacture, the letter shows the country of destination, the second figure shows the colour.
See relevant table for model identification.

5. Reference to right and left apply to the vehicle in terms of its direction of movement.

TABELLA IDENTIFICAZIONE MODELLO
MODEL IDENTIFICATION TABLE

ESEMPIO / *EXAMPLE*
Codice - Code: A 1 A Colorazione (*Colouring*) Paese di destinazione (*Country of destination*) Tipo di motociclo e anno di produzione (*Motorcycle Type and Model Year*)

COLORAZIONE *COLOURING*	CIFRA DI RIFERIMENTO *REFERENCE N.*
Bianco - Rosso - (*White - Red*)	1
Grigio - Rosso (*Grey - Red*)	2
Grigio - Bianco (Grey - White)	3
Nero opaco (Matte black)	4
TUTTI I COLORI (*all colours*)	5

MOTOCICLO *MOTORCYCLE*	ANNO DI COSTRUZIONE *MODEL YEAR*	CIFRA DI RIFERIMENTO *REFERENCE N.*
DB6 1100 (Cruscotto standard) *DB6 1100 (Standard dashboard)*	2007	1
DB6 1100 (Cruscotto con Crono) *DB6 1100 (Dashboard with Chrono)*	2007	2
DB6 1100 (Cruscotto con Crono e centralina mod. ECUC-9) *DB6 1100 (Dashboard with Chrono and ECU mod. ECUC-9)*	2007	3
DB6 1100 (tuttii tipi) *DB6 1100 (all types)*	2007	4

PAESE DI DESTINAZIONE *COUNTRY OF DESTINATION*	LETTERA DI RIFERIMENTO *REFERENCE CHARACTER*
Italia	I
Brasile	B
Giappone	J
Francia	F
Stati Uniti	U
Europa (Italia esclusa)	E
Tutte	T

EMESSO: 11 - 09

ISSUED: 11 - 09

pag. page	Tavola Drawing	SOMMARIO	CONTENTS
4	001	ATTREZZI SPECIALI PER STAZIONI DI SERVIZIO	WORKSHOP SPECIAL TOOLS
6	002	COMANDO CAMBIO	GEARCHANGE
10	003	CAMBIO	GEAR-BOX
14	004	FRIZIONE	CLUTCH
16	005	COPERCHIO FRIZIONE	CLUTCH COVER
18	006	IMBIELLAGGIO	CRANKSHAFT
22	007	CILINDRI - PISTONI	CYLINDERS - PISTONS
24	008	DISTRIBUZIONE	TIMING
26	009	FILTRI E POMPA OLIO	FILTERS AND OIL PUMP
30	010	COPPIA SEMICARTERS	HALF CRANKCASES
34	011	COPERCHIO ALTERNATORE	ALTERNATOR COVER
38	012	AVVIAMENTO ELETTRICO E ACCENSIONE	ELECTRIC STARTER AND IGNITION
40	013	TESTA: DISTRIBUZIONE	HEAD: TIMING
42	014	TESTA VERTICALE	VERTICAL HEAD
46	015	TESTA ORIZZONTALE	HORIZONTAL HEAD
50	016	CORPO FARFALLATO	THROTTLE BODY
52	017	TELAIO	FRAME
54	018	FORCELLA ANTERIORE	FRONT FORK
56	018a	MANUBRIO E COMANDI	HANDLEBAR AND CONTROLS
58	018b	COMANDO FRENO E FRIZIONE	CLUTCH AND BRAKE CONTROL
60	019	FORCELLA ANTERIORE	FRONT FORK

pag. page	Tavola Drawing	SOMMARIO	CONTENTS
62	020	FORCELLONE POSTERIORE	REAR SWINGARM
66	021	PEDANA SINISTRA	L.H. FOOT REST
68	022	PEDANA DESTRA	R.H. FOOT REST
72	023	RADIATORE OLIO	OIL COOLER
74	024	RUOTA ANTERIORE	FRONT WHEEL
76	025	RUOTA POSTERIORE	REAR WHEEL
78	026	FRENO POSTERIORE	REAR BRAKE
80	027	GRUPPO SCARICO E CAVALLETTO	EXHAUST SYSTEM AND SIDE STAND
84	028	FANALE ANTERIORE E CRUSCOTTO	FRONT HEAD-LIGHT AND DASHBOARD
86	029	ASPIRAZIONE ARIA E SFIATO OLIO	AIR INDUCTIO AND OIL VENT
90	030	SERBATOIO	FUEL TANK
94	031	TELAIETTO POSTERIORE	REAR FRAME
98	031a	SELLA	SEAT
102	032	CARENATURA	FAIRING
106	032A	CUPOLINO	HEADLIGHT FAIRING
110	033	PORTATARGA	NUMBER PLATE HOLDER
118	034	IMPIANTO ELETTRICO	ELECTRIC SYSTEM
122	035	SUPPORTO BATTERIA	BATTERY BOX MOUNT
124	036	CANISTER (solo versione USA)	FUEL INFEED (only USA version)
126	037	ATTREZZI SPECIALI PER STAZIONI DI SERVIZIO	WORKSHOP SPECIAL TOOLS

TAVOLA
DRAWING

001

ATTREZZI SPECIALI PER STAZIONI DI SERVIZIO

WORKSHOP SPECIAL TOOLS

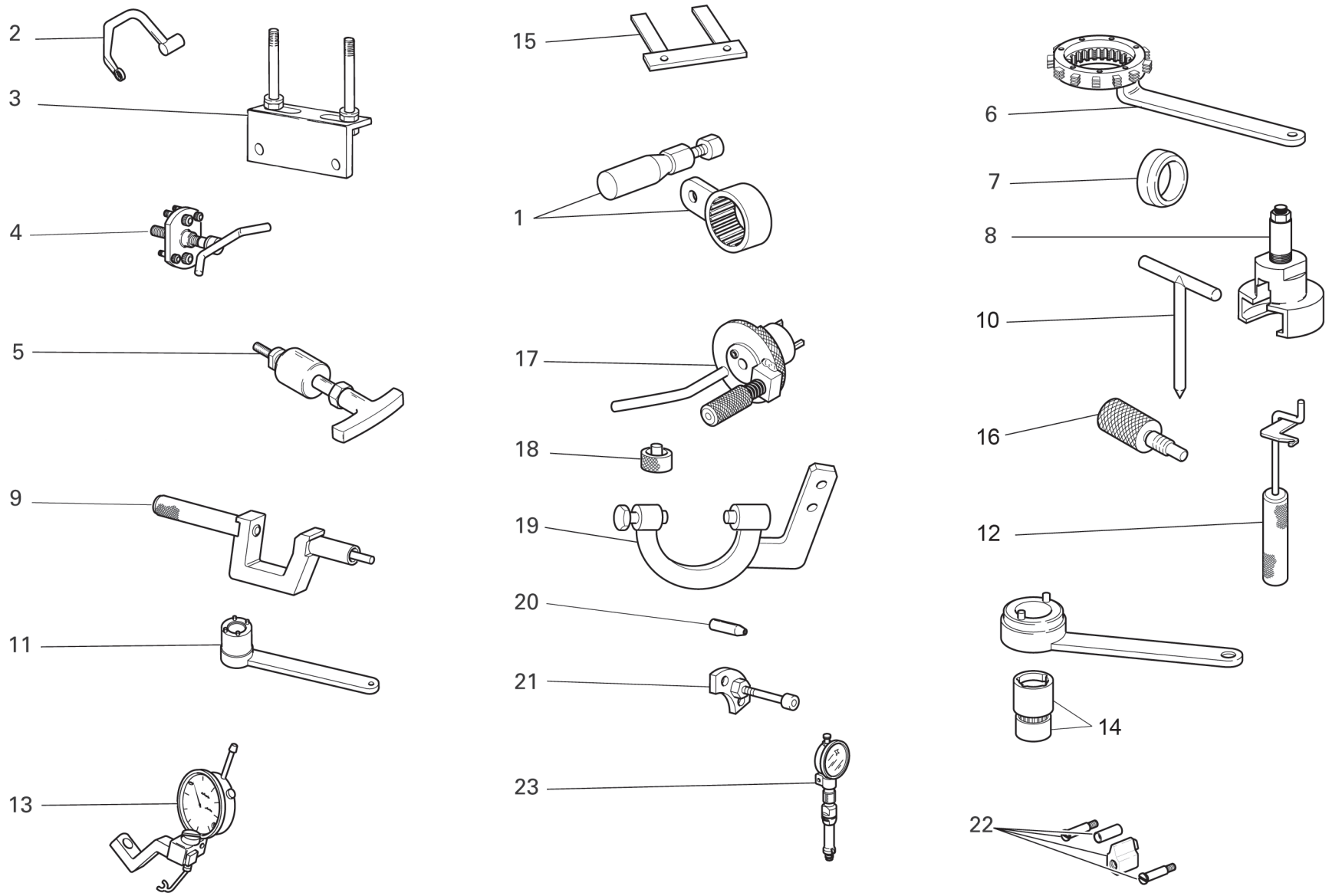

TAVOLA DRAWING **001** **ATTREZZI SPECIALI PER STAZIONI DI SERVIZIO** **WORKSHOP SPECIAL TOOLS**

NOTE NOTES	POS. NO.	N.CODICE CODE NO.	DENOMINAZIONE	DESCRIPTION	MODELLO MODEL	Q.TA' Q.TY
	1	88713.2355	Chiave per bloccaggio ghiere pulegge distribuz	Wrench for holding timing belt rollers ring nuts		1
	2	88713.2676	Chiave per bloccaggio dadi testa	Head nuts holder wrench		1
	3	88713.2103	Base per montaggio testa	Head mounting base		1
	4	88713.1749	Estrattore per puleggia motrice	Drive roller puller		1
	5	88713.1994	Estrattore per perni bilanciere	Rocker shaft extractor		1
	6	88713.2133	Chiave ferma campana tamburo frizione	Wrench to hold cluch housing drum steady		1
	7	88700.5665	Bussola montaggio ingranaggio campana frizione	Sleeve for installing clutch bell gear		1
	8	88713.2092	Estrattore ingranaggio coppia primaria	Extractor for primary drive gear		1
	9	88713.1429	Attrezzo per piantaggio anello tenuta valvole ø7	Tool to drive valve seal ring ø7		1
	10	88713.0262	Spina per montare i bilancieri	Pin for assembling rocker arms		1
	11	88713.0137	Chiave ferma ingranaggio albero motore per bloccaggio dado	Crankshaft gear holder wrench for tightening nut		1
	12	88713.2362	Attrezzo per montare molla e bilanciere di chiusura	Tool for assembling closing rocker and spring		1
	13	88765.1058	Calibro alzata valvola	Valve lift gauge		1
	14	88700.5644	Chiave per registro ghiera puleggia di distribuzione	Wrench for camshaft pulley ring nut adjustment		1
	15	88765.1000	Spessimetro a forchetta 0,1 mm	Fork feeler gauge 0.1 mm		1
	15	88765.1005	Spessimetro a forchetta 0,2 mm	Fork feeler gauge 0.2 mm		1
	15	88765.1006	Spessimetro a forchetta 0,3 mm	Fork feeler gauge 0.3 mm		1
	16	88713.2282	Fasatura puleggia testa 2 valvole	Belt roller timing of two-valva head		1
	17	88713.2011	Attrezzo per bloccaggio albero motore al PMS	Tool to hold crankshaft in TDC position		1
	18	88765.1298	Distanziale controllo registro inferiore valvola	Spacer for checking lower valve shim		1
	19	88713.2036	Chiave volano	Flywheel Wrench		1
	20	88700.5749	Cappuccio assemblaggio semicarter	Crankcases assembling cap		1
	21	88713.1091	Piastrino per posizionamento forcella innesto marce	Plate for positioning gear engagement fork		1
	22	88765.1086	Particolari per modifica tensione cinghie 2V	Conversion kit for 2V belts tensioning tool		1
	23	88765.1297	Calibro controllo P.M.S.	T.D.C. control gauge		1

EMESSO: 11 - 09 ISSUED: 11 - 09

TAVOLA
DRAWING

002 COMANDO CAMBIO GEARCHANGE

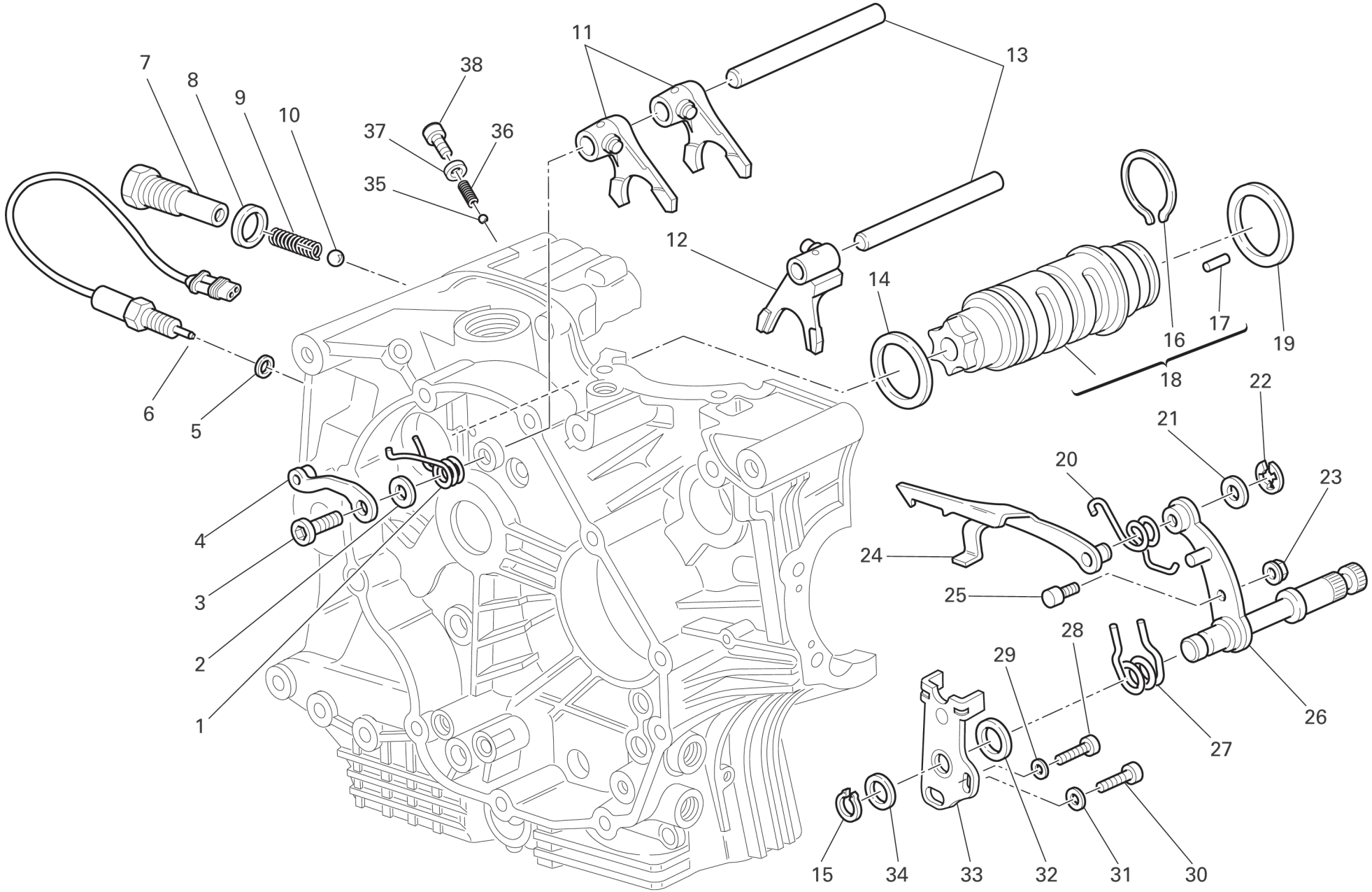

TAVOLA DRAWING **002** **COMANDO CAMBIO** **GEARCHANGE**

NOTE NOTES	POS. NO.	N.CODICE CODE NO.	DENOMINAZIONE	DESCRIPTION	MODELLO MODEL	Q.TA' Q.TY
	1	799.1.049.1A	Molla ritorno	Return spring		1
	2	852.1.053.2A	Rosetta	Washer		1
	3	779.1.039.1A	Vite speciale	Special screw		1
	4	455.2.003.1A	Assieme saltarello fissa marce	Gear stopper assembly		1
	5	852.5.024.1A	Guarnizione sp.1	Gasket th.1		1
	6	539.1.021.1A	Interruttore	Switch		1
	7	779.1.203.3A	Vite speciale	Special screw		1
	8	0272.91.090	Guarnizione	Gasket		1
	9	0660.13.143	Molla scatto marce	Gear selector spring		1
	10	76835.1134	Sfera	Ball		1
	11	180.1.001.1A	Forcella inn. marce 1˚,4˚-2˚,3˚	1st,4th-2nd,3rd gear selector fork		2
	12	180.1.002.1A	Forcella innesto 5˚,6˚	5th,6th gear selector fork		1
	13	0660.13.070	Perno per forcella	Fork pin		2
	14	852.1.005.1A	Rosetta rasamento sp. 1	Shim th. 1		1
	15	73500.1542	Anello seeger	Circlip		1
	16	882.1.006.1A	Anello ferma rullini (sezione quadrata)	Needle retaining ring (square cross-section)		1
	17	821.1.070.1A	Perno	Pin		6
	18	182.2.018.1A	Tamburo cambio completo	Complete gearbox drum		1
	19	0660.13.060	Rosetta rasamento sp. 1	Shim th. 1		1
	19	852.1.094.1A	Rosetta rasamento sp. 0,9	Shim th. 0.9		1

EMESSO: 11 - 09 ISSUED: 11 - 09

TAVOLA
DRAWING

002 COMANDO CAMBIO GEARCHANGE

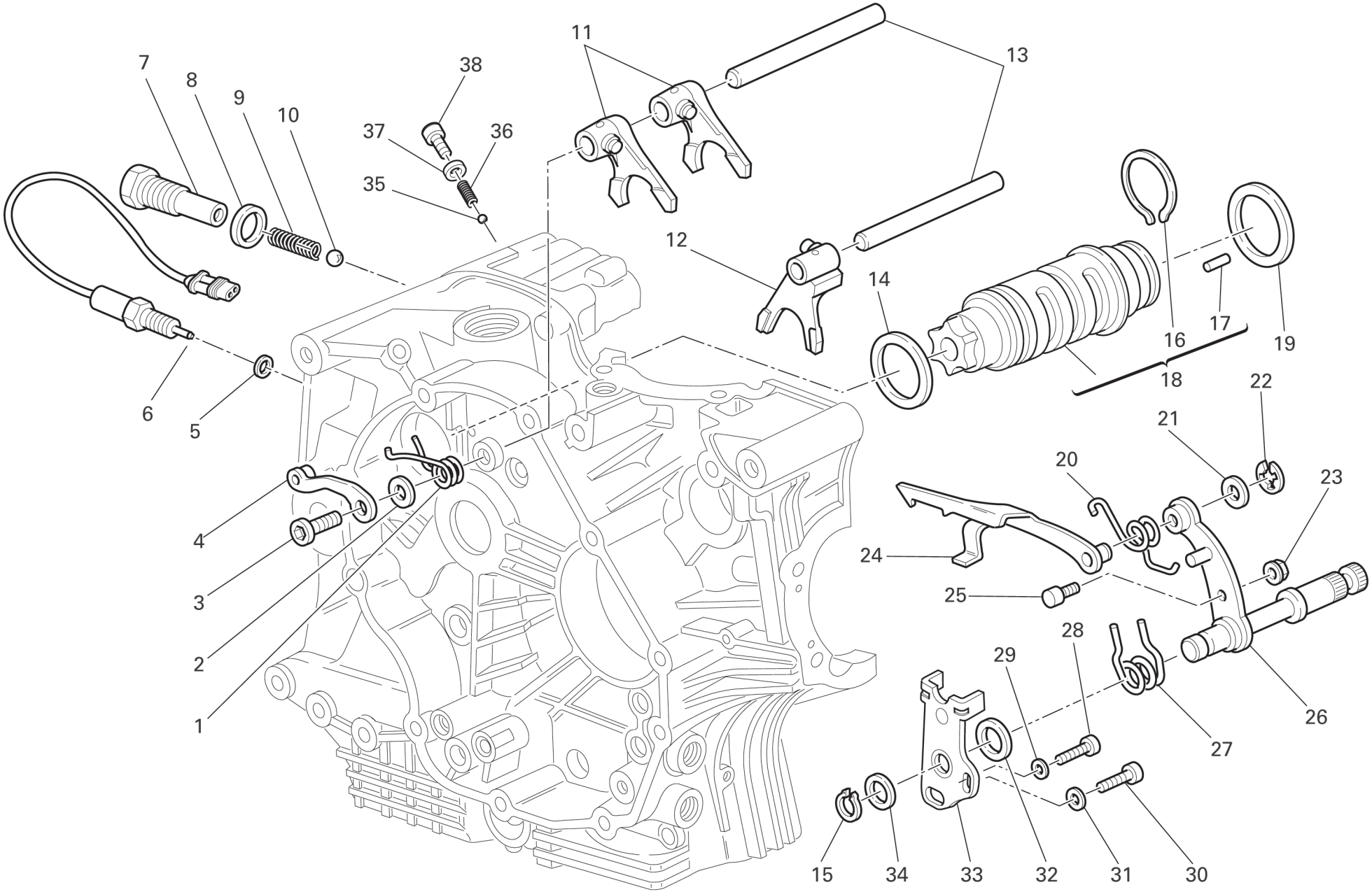

TAVOLA DRAWING **002** **COMANDO CAMBIO** **GEARCHANGE**

NOTE NOTES	POS. NO.	N.CODICE CODE NO.	DENOMINAZIONE	DESCRIPTION	MODELLO MODEL	Q.TA' Q.TY
	20	799.1.025.1A	Molla ritorno forcella	Fork return spring		1
	21	0400.09.050	Rosetta rasamento sp. 0,5	Shim th. 0.5		1
	21	0765.92.205	Rosetta rasamento sp. 0,2	Shim th. 0.2		2
	22	884.5.034.1A	Anello	Ring		1
	23	748.1.040.1A	Dado	Nut		1
	24	180.1.008.1A	Forcella comando tamburo cambio	Gearbox drum control fork		1
	25	0660.13.165	Perno per leva cambio	Gearchange lever pin		1
	26	821.1.001.1A	Perno con leva cambio	Pin with gearchange lever		1
	27	0799.13.110	Molla ritorno leva cambio	Gearchange lever return spring		1
	28	771.5.067.8B	Vite	Screw		1
	29	852.1.172.1A	Rosetta	Washer		1
	30	771.5.123.8B	Vite	Screw		1
	31	852.1.174.1A	Rosetta	Washer		1
	32	881.1.012.1A	Anello di centraggio	Centering ring		1
	33	826.1.009.1A	Piastrina fine corsa	Stopper plate		1
	34	0400.29.125	Rosetta rasamento sp. 0,2	Shim th. 0.2		2
	34	0400.29.126	Rosetta rasamento sp. 0,5	Shim th. 0.5		1
	35	847.4.006.1A	Sfera	Ball		1
	36	799.1.211.1A	Molla	Spring		1
	37	852.5.023.1A	Guarnizione	Gasket		1
	38	771.1.032.1A	Vite speciale	Special screw		1

EMESSO: 11 - 09 ISSUED: 11 - 09

TAVOLA
DRAWING

003

CAMBIO

GEAR-BOX

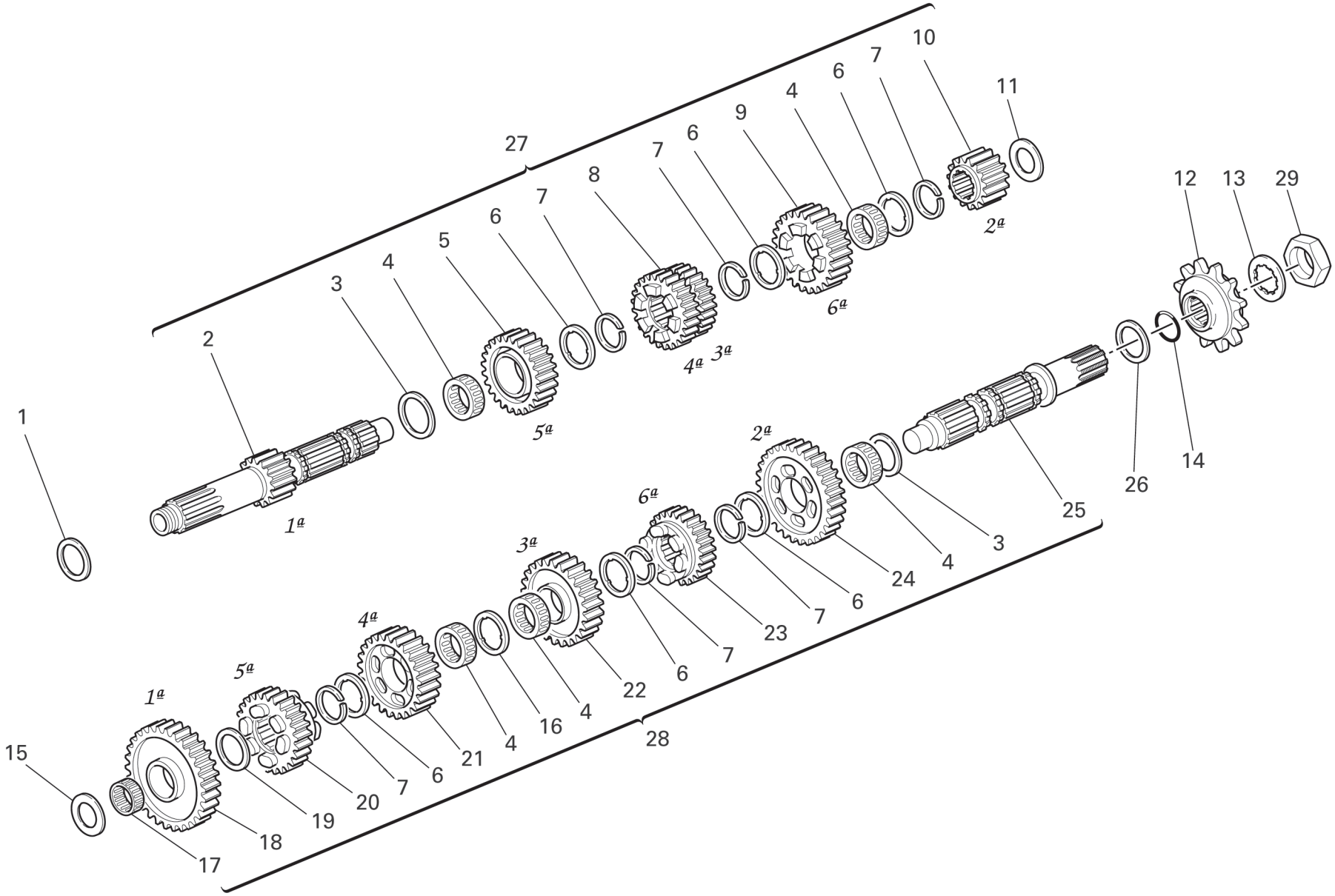

TAVOLA DRAWING **003** **CAMBIO** **GEAR-BOX**

NOTE NOTES	POS. NO.	N.CODICE CODE NO.	DENOMINAZIONE	DESCRIPTION	MODELLO MODEL	Q.TA' Q.TY
	1	0251.47.054	Rosetta rasamento sp. 1,2	Shim th. 1.2		1
	2	149.1.046.1A	Albero primario cambio	Gearbox main shaft		1
	3	0670.16.150	Rosetta rasamento sp. 0,5	Shim th. 0.5		2
	4	701.4.005.1A	Gabbia a rullini	Needle bearing		5
	5	172.1.004.1A	Ingranaggio conduttore 5˚ vel.	Driving gear 5th sp.		1
	6	856.1.001.1A	Rosetta scanalata sp. 0,5	Grooved washer th. 0.5		6
	7	0670.16.145	Anello elastico	Snap ring		6
	8	172.1.003.1A	Ingran. conduttore 3˚/4˚ vel.	Driving gear 3rd/4th sp.		1
	9	172.1.005.1A	Ingranaggio conduttore 6˚ vel.	Driving gear 6th sp.		1
	10	172.1.002.1B	Ingranaggio conduttore 2˚ vel.	Driving gear 2nd sp.		1
	11	713.1.014.1E	Rosetta rasamento sp. 1,6	Shim th. 1.6		1
	12	506110010	Pignone catena Z=15	Chain sprocket Z=15		1
	13	250000131	Rosetta di sicurezza	Lock washer		1
	14	930.4.023.1A	Guarnizione OR	O-ring		1
	15	713.1.266.1A	Distanziale sp. 3,15	Spacer th. 3,15		1
	16	856.1.031.1A	Rosetta scanalata sp. 0,5	Grooved washer th. 0.5		1
	17	76402.0002	Gabbia a rullini	Needle bearing		1
	18	172.1.006.1B	Ingranaggio condotto 1˚ vel.	Driven gear 1st sp.		1

EMESSO: 11 - 09 ISSUED: 11 - 09

TAVOLA
DRAWING

003 CAMBIO GEAR-BOX

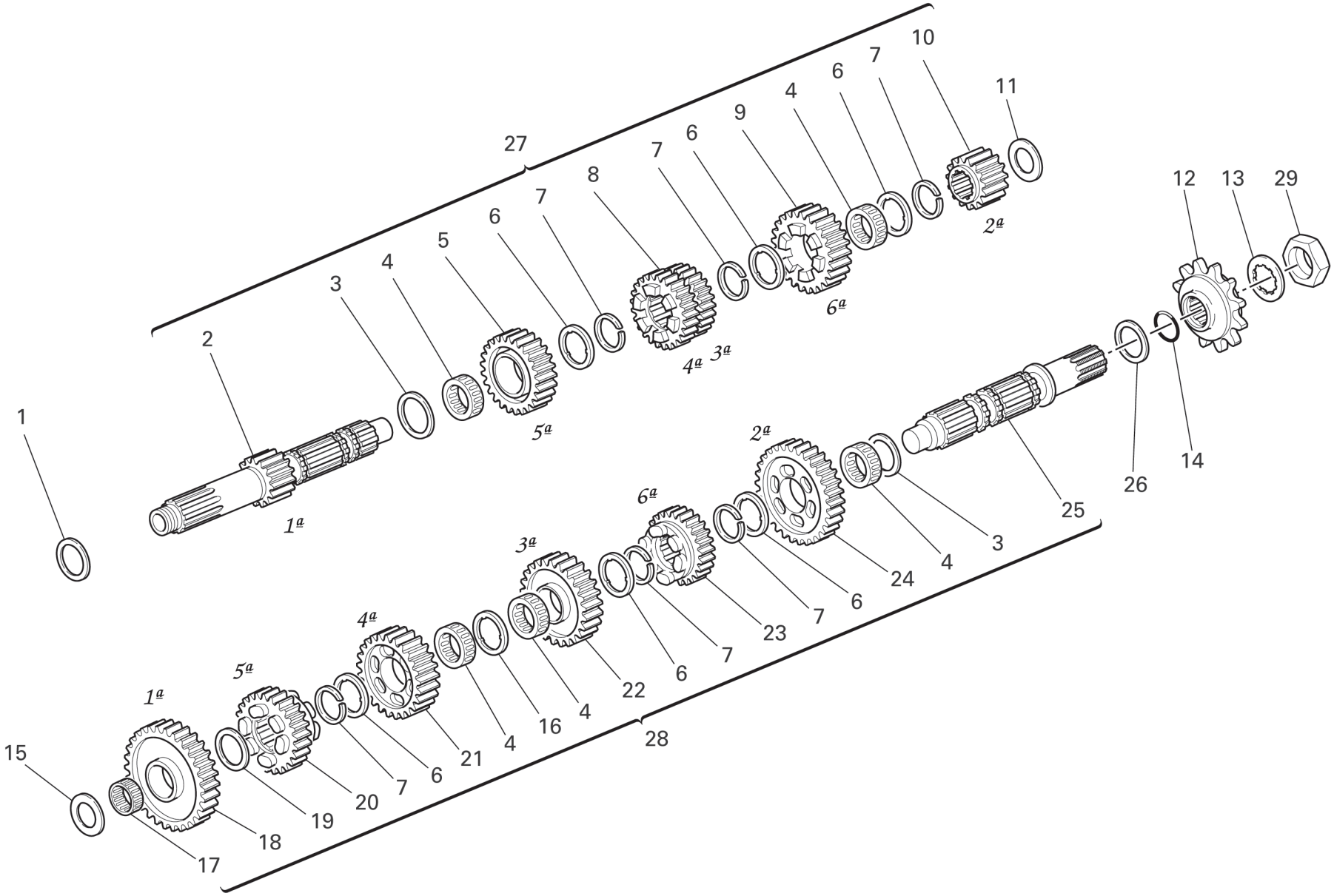

TAVOLA DRAWING **003** **CAMBIO** **GEAR-BOX**

NOTE NOTES	POS. NO.	N.CODICE CODE NO.	DENOMINAZIONE	DESCRIPTION	MODELLO MODEL	Q.TA' Q.TY
	19	0670.16.155	Rosetta rasamento sp. 1	Shim th. 1		1
	20	172.1.010.1A	Ingranaggio condotto 5˚ vel.	Driven gear 5th sp.		1
	21	172.1.009.1A	Ingranaggio condotto 4˚ vel.	Driven gear 4th sp.		1
	22	172.1.008.1A	Ingranaggio condotto 3˚ vel.	Driven gear 3rd sp.		1
	23	172.1.011.1A	Ingranaggio condotto 6˚ vel.	Driven gear 6th sp.		1
	24	172.1.007.1B	Ingranaggio condotto 2˚ vel.	Driven gear 2nd sp.		1
	25	149.1.032.3A	Albero secondario cambio	Gearbox lay shaft		1
	26	0670.16.170	Rosetta rasamento sp. 0,8	Shim th. 0.8		1
	27	150.2.078.1A	Albero primario completo	Complete main shaft		1
	28	150.2.063.1A	Albero secondario cambio	Gearbox lay shaft		1
	29	250000132	Dado	Nut		1

TAVOLA
DRAWING

004 FRIZIONE CLUTCH

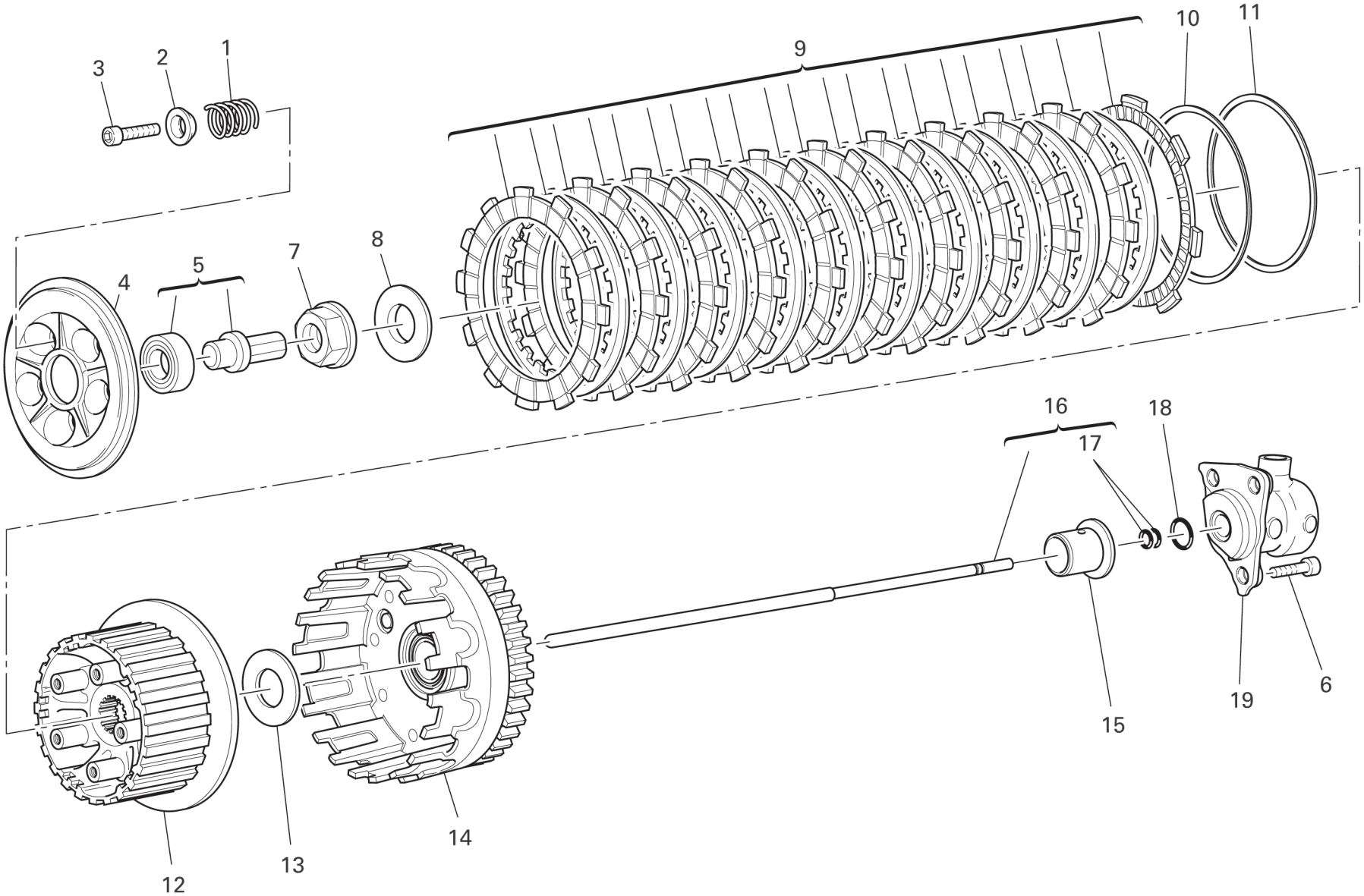

TAVOLA DRAWING **004** **FRIZIONE** **CLUTCH**

NOTE NOTES	POS. NO.	N.CODICE CODE NO.	DENOMINAZIONE	DESCRIPTION	MODELLO MODEL	Q.TA' Q.TY
	1	797.1.032.1A	Molla frizione	Clutch spring		5
	2	841.1.046.1A	Scodellino	Retainer		5
	3	771.5.072.8C	Vite	Screw		5
	4	194.1.027.1A	Spingidisco "FCC"	Pressure plate "FCC"		1
	5	818.2.016.1A	Perno	Pin		1
	6	201041006	Vite	Screw		3
	7	748.1.013.1A	Dado esagonale	Hexagon nut		1
	8	799.5.001.2A	Molla a tazza	Spring washer		1
	9	190.2.013.1A	Serie dischi frizione	Clutch plates set		1
	10	799.1.191.1A	Molla a tazza "FCC"	Spring washer "FCC"		1
	11	190.1.017.1A	Molla	Spring		1
	12	196.1.035.1A	Mozzo portadischi "FCC"	Plate holder hub "FCC"		1
	13	713.1.309.1A	Distanziale	Spacer		1
	14	198.2.036.1A	Campana frizione	Clutch housing		1
	15	713.1.237.1A	Distanziale	Spacer		1
	16	117.2.007.1A	Asta comando frizione	Clutch control rod		1
	17	93823.2018	Guarnizione OR	O-ring		2
	18	886.4.043.1A	Guarnizione OR	O-ring		1
	19	211031062	Gruppo pistoncino	Piston assembly		1
	20	818.1.016.1A	Perno comando frizione "FCC"	Clutch control pin "FCC"		1

EMESSO: 11 - 09 ISSUED: 11 - 09

TAVOLA
DRAWING

005 COPERCHIO FRIZIONE CLUTCH COVER

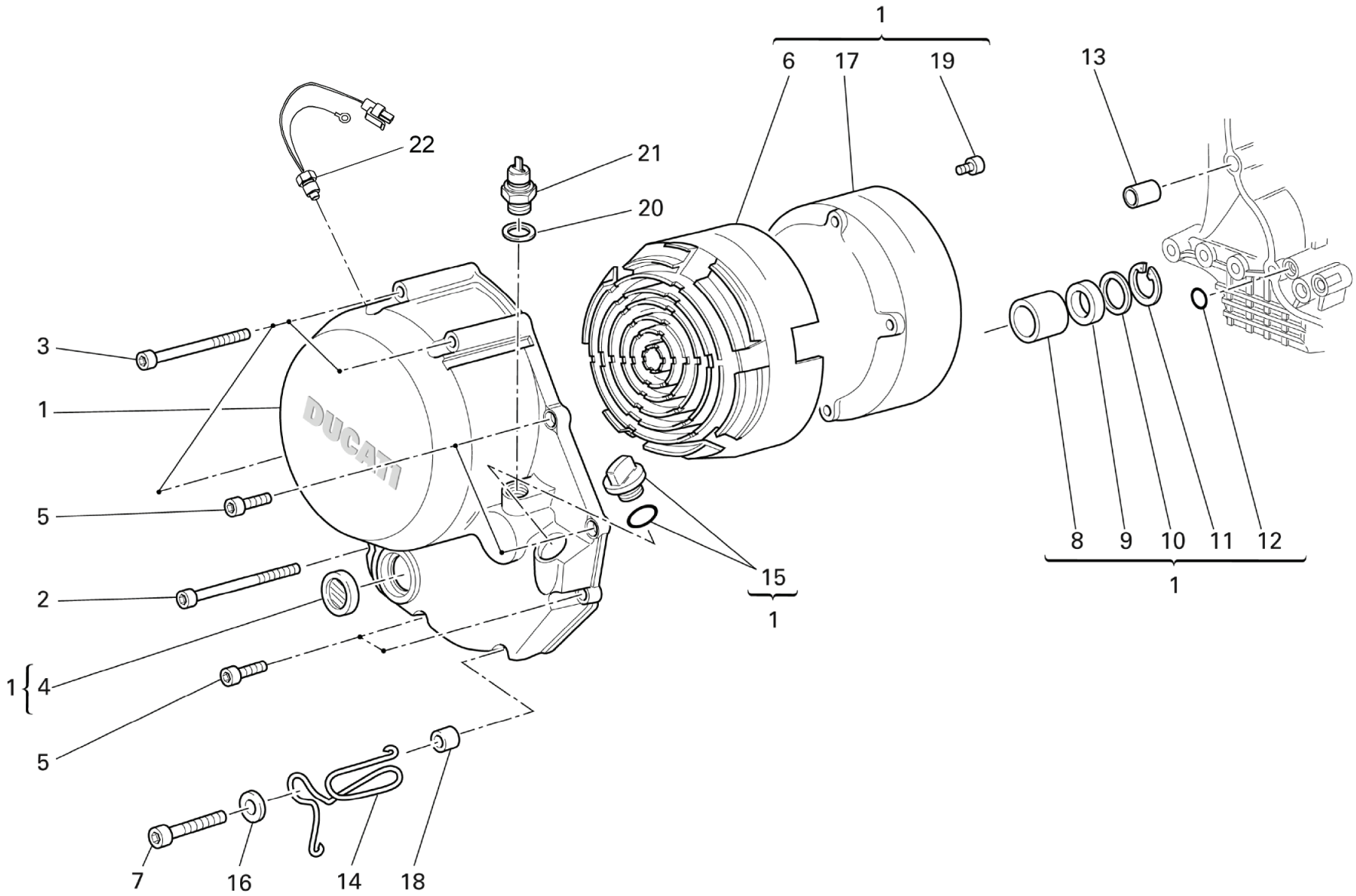

TAVOLA DRAWING **005** **COPERCHIO FRIZIONE** **CLUTCH COVER**

NOTE NOTES	POS. NO.	N.CODICE CODE NO.	DENOMINAZIONE	DESCRIPTION	MODELLO MODEL	Q.TA' Q.TY
	1	243.2.028.5AE	Coperchio protezione frizione	Clutch protection cover		1
	2	771.5.083.8B	Vite	Screw		1
	3	771.5.081.8B	Vite	Screw		3
	4	254.4.001.2A	Oblò ispezione livello olio	Oil level sight glass		1
	5	771.5.069.8B	Vite	Screw		4
	6	486.1.051.1A	Pannello (NERO)	Panel (BLACK)		1
	7	771.5.072.8B	Vite	Screw		2
	8	0665.49.680	Boccola	Bush		1
	9	930.4.091.1A	Anello di tenuta	Seal ring		1
	10	852.1.008.1A	Rosetta rasamento sp. 0,5	Shim th. 0.5		1
	11	884.5.035.1A	Anello seeger	Circlip		1
	12	93827.0114	Guarnizione OR	O-ring		1
	13	0400.49.240	Boccola di riferimento	Locating bush		1
	14	881.1.051.1A	Supporto	Holder		1
	15	893.2.013.1A	Tappo completo	Complete cap		1
	16	852.1.176.1A	Rosetta	Washer		1
	17	243.1.029.1A	Coperchio	Cover		1
	18	713.1.241.1A	Distanziale	Spacer		1
	19	773.1.001.1A	Vite	Screw		6
	20	852.1.195.1A	Guarnizione sp.2	Gasket th.2		1
	21	539.4.030.1A	Interruttore	Switch		1
	22	2100000619	Sensore temperatura olio	Oil temperature sensor	2T5 - 3T5	1

EMESSO: 11 - 09 ISSUED: 11 - 09

TAVOLA
DRAWING

006 IMBIELLAGGIO CRANKSHAFT

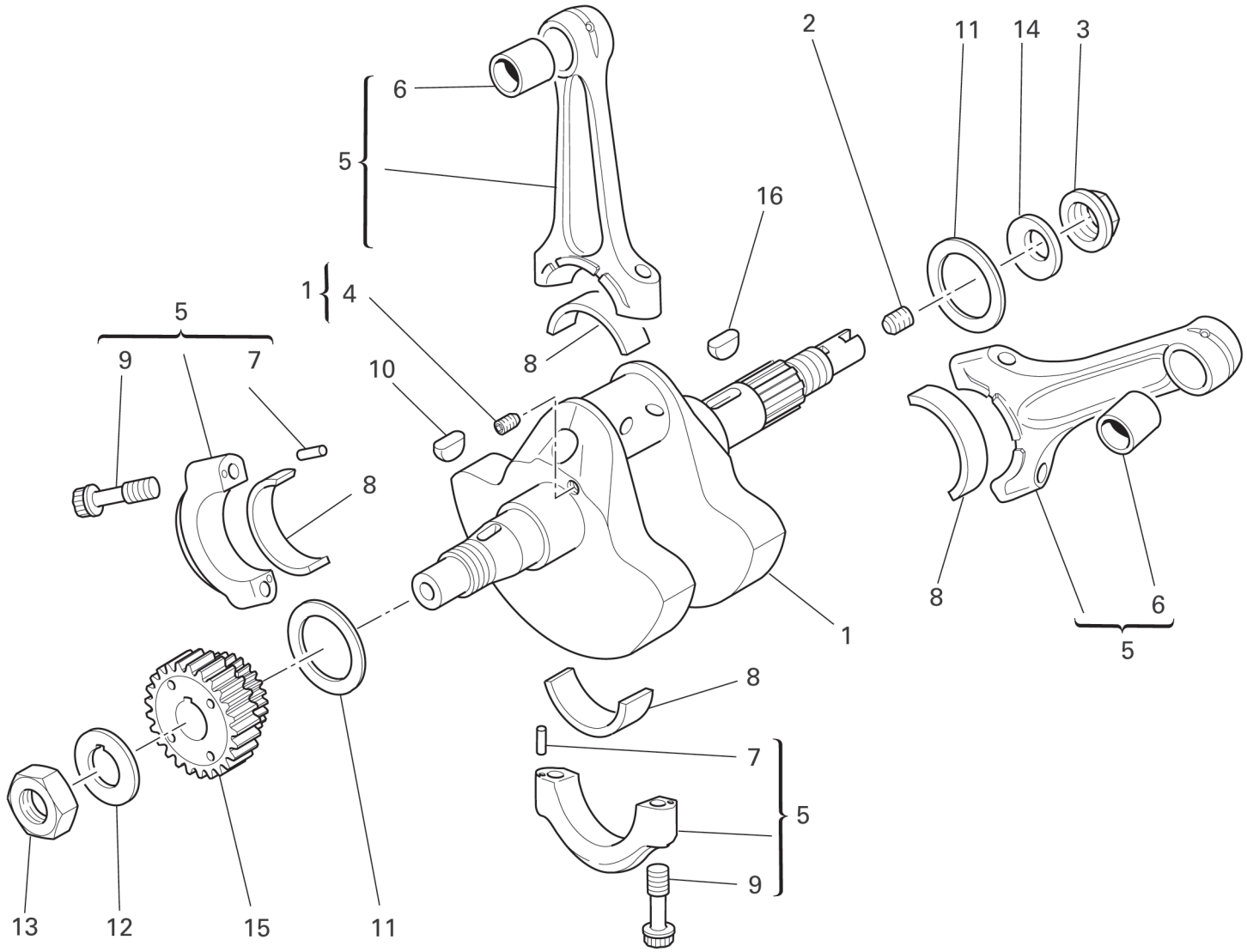

TAVOLA DRAWING **006** **IMBIELLAGGIO** **CRANKSHAFT**

NOTE NOTES	POS. NO.	N.CODICE CODE NO.	DENOMINAZIONE	DESCRIPTION	MODELLO MODEL	Q.TA' Q.TY
	1	146.2.091.1A	Albero motore	Crankshaft		1
	2	779.1.109.1A	Vite speciale	Special screw		1
	3	750.1.012.2A	Dado	Nut		1
	4	72121.2106	Grano filettato	Threaded dowel		1
	5	158.2.012.1A	Coppia bielle	Connecting rods pair		1
	6	711.1.007.1A	Boccola	Bush		2
	7	74224.0570	Spina	Pin		4
	8	112.1.012.1AB	Semicuscinetto (BLU)	Half-bearing (BLUE)		2
	8	112.1.012.1AC	Semicuscinetto (GIALLO)	Half-bearing (YELLOW)		2
	9	779.1.007.2A	Vite speciale	Special screw		4
	10	74172.1008	Linguetta	Woodruff key		2
	11	852.1.104.1H	Rosetta rasamento sp. 2,25	Shim th. 2.25		2
	11	852.1.104.2A	Rosetta rasamento sp. 1,9	Shim th. 1.9		2
	11	852.1.104.1B	Rosetta rasamento sp. 1,95	Shim th. 1.95		2
	11	852.1.104.2C	Rosetta rasamento sp. 2	Shim th. 2		2
	11	852.1.104.2D	Rosetta rasamento sp. 2,05	Shim th. 2,05		2
	11	852.1.104.2E	Rosetta rasamento sp. 2,1	Shim th. 2,1		2
	11	852.1.104.2F	Rosetta rasamento sp. 2,15	Shim th. 2,15		2
	11	852.1.104.2G	Rosetta rasamento sp. 2,2	Shim th. 2.2		2
	11	852.1.104.2I	Rosetta rasamento sp. 2,3	Shim th. 2.3		2

EMESSO: 11 - 09 ISSUED: 11 - 09

TAVOLA
DRAWING

006 IMBIELLAGGIO CRANKSHAFT

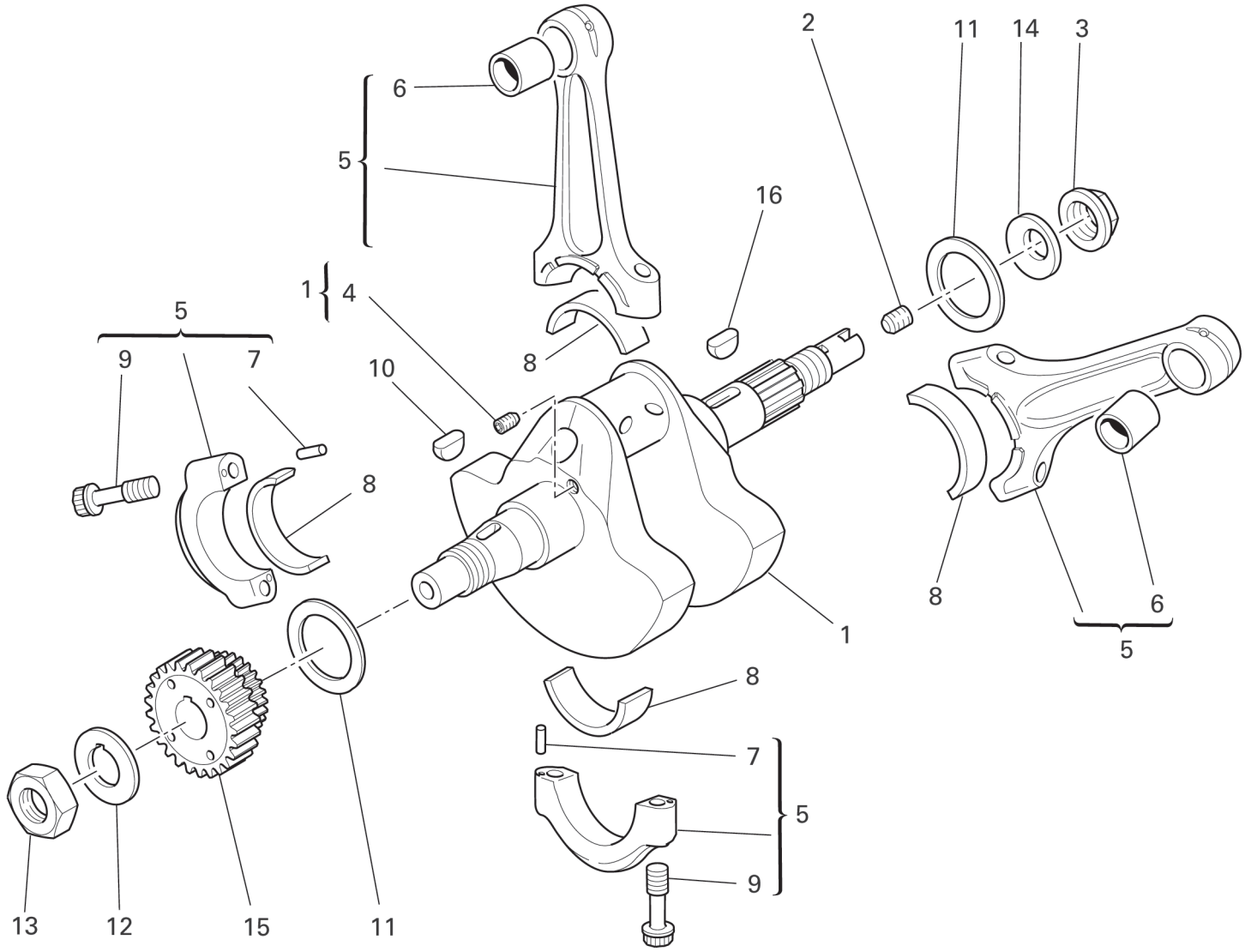

TAVOLA DRAWING **006** **IMBIELLAGGIO** **CRANKSHAFT**

NOTE NOTES	POS. NO.	N.CODICE CODE NO.	DENOMINAZIONE	DESCRIPTION	MODELLO MODEL	Q.TA' Q.TY
	11	852.1.104.2J	Rosetta rasamento sp. 2,35	Shim th. 2.35		2
	11	852.1.104.1K	Rosetta rasamento sp. 2,4	Shim th. 2,4		2
	11	852.1.104.1L	Rosetta rasamento sp. 2,45	Shim th. 2,45		2
	11	852.1.104.1M	Rosetta rasamento sp. 2,5	Shim th. 2.5		2
	11	852.1.104.1N	Rosetta rasamento sp. 2,55	Shim th. 2.55		2
	12	851.4.003.1A	Rosetta di sicurezza	Lock washer		1
	13	750.1.113.1A	Ghiera	Ring nut		1
	14	799.1.051.2A	Molla a tazza	Spring washer		1
	15	170.2.081.1A	Pignone primaria	Primary drive front sprocket		1
	16	0755.29.025	Linguetta americana	Woodruff key		1

TAVOLA
DRAWING

007 CILINDRI - PISTONI CYLINDERS - PISTONS

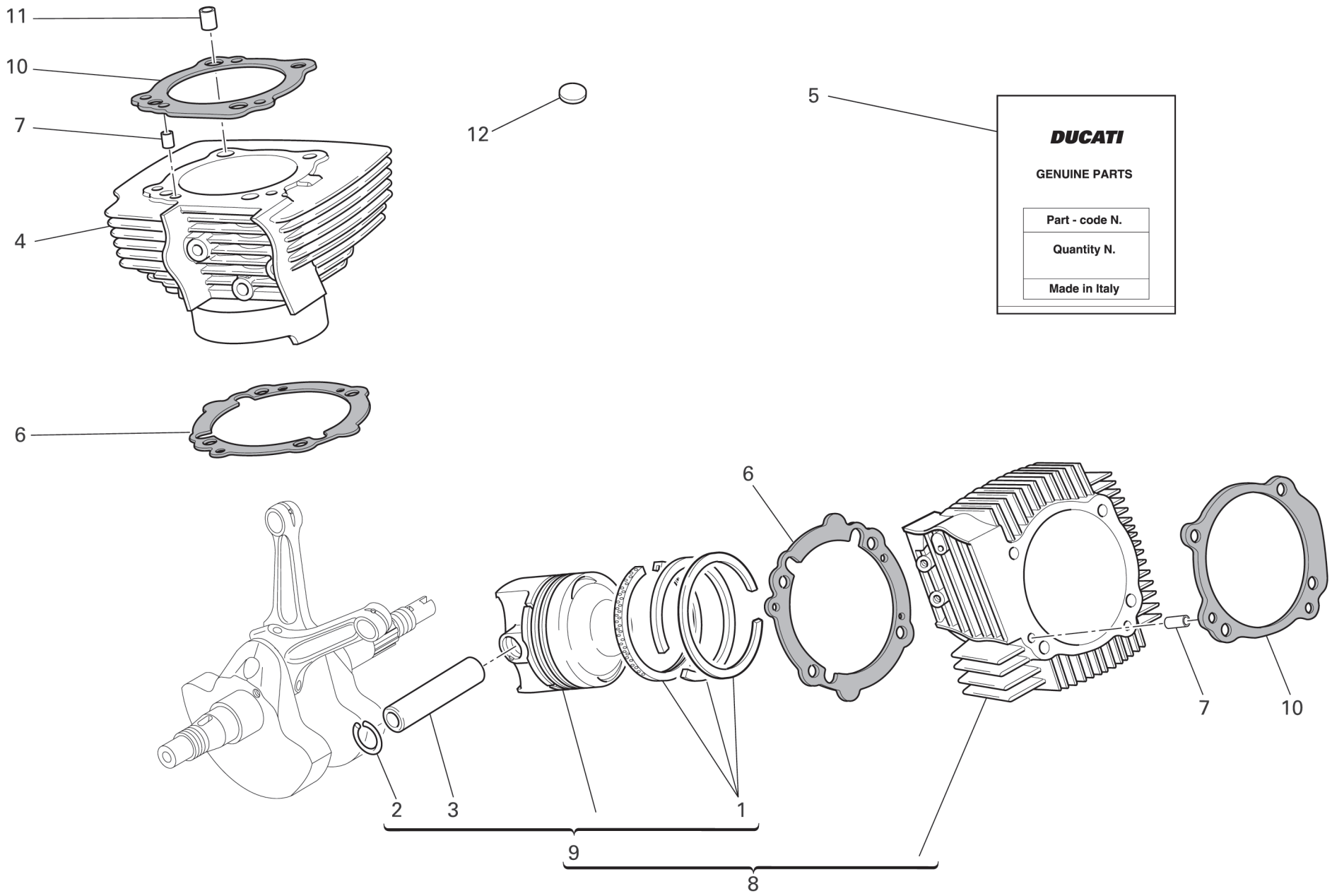

TAVOLA DRAWING **007** **CILINDRI - PISTONI** **CYLINDERS - PISTONS**

NOTE NOTES	POS. NO.	N.CODICE CODE NO.	DENOMINAZIONE	DESCRIPTION	MODELLO MODEL	Q.TA' Q.TY
	1	121.2.045.1A	Busta segmenti	Piston rings set		1
	2	884.4.011.1A	Anello elastico ferma-spinotto	Piston pin circlip		2
	3	121.1.127.1A	Spinotto per pistone	Piston pin		1
	4	120.2.146.1A	Accoppiamento cilindro verticale-pistone	Vertical cylinder-piston fit		1
	5	791.2.043.1A	Busta guarnizioni cilindro-testa	Head-cylinder gaskets set		1
	6	786.1.086.1A	Guarnizione cilindro carter sp. 0,4	Cylinder-crankcase gasket th. 0.4		2
	7	711.1.172.1A	Boccola	Bush		2
	8	120.2.145.1A	Accoppiamento cilindro orizzontale-pistone	Horizontal cylinder-piston fit		1
	9	122.2.144.1A	Pistone completo	Complete piston		1
	10	786.1.098.1A	Guarnizione cilindro-testa	Head-cylinder gasket		2
	11	711.1.126.1A	Boccola	Bush		4
	12	700.1.040.1A	Gommino antivibrante	Vibration damper pad		41

EMESSO: 11 - 09 ISSUED: 11 - 09

TAVOLA
DRAWING

008 DISTRIBUZIONE TIMING

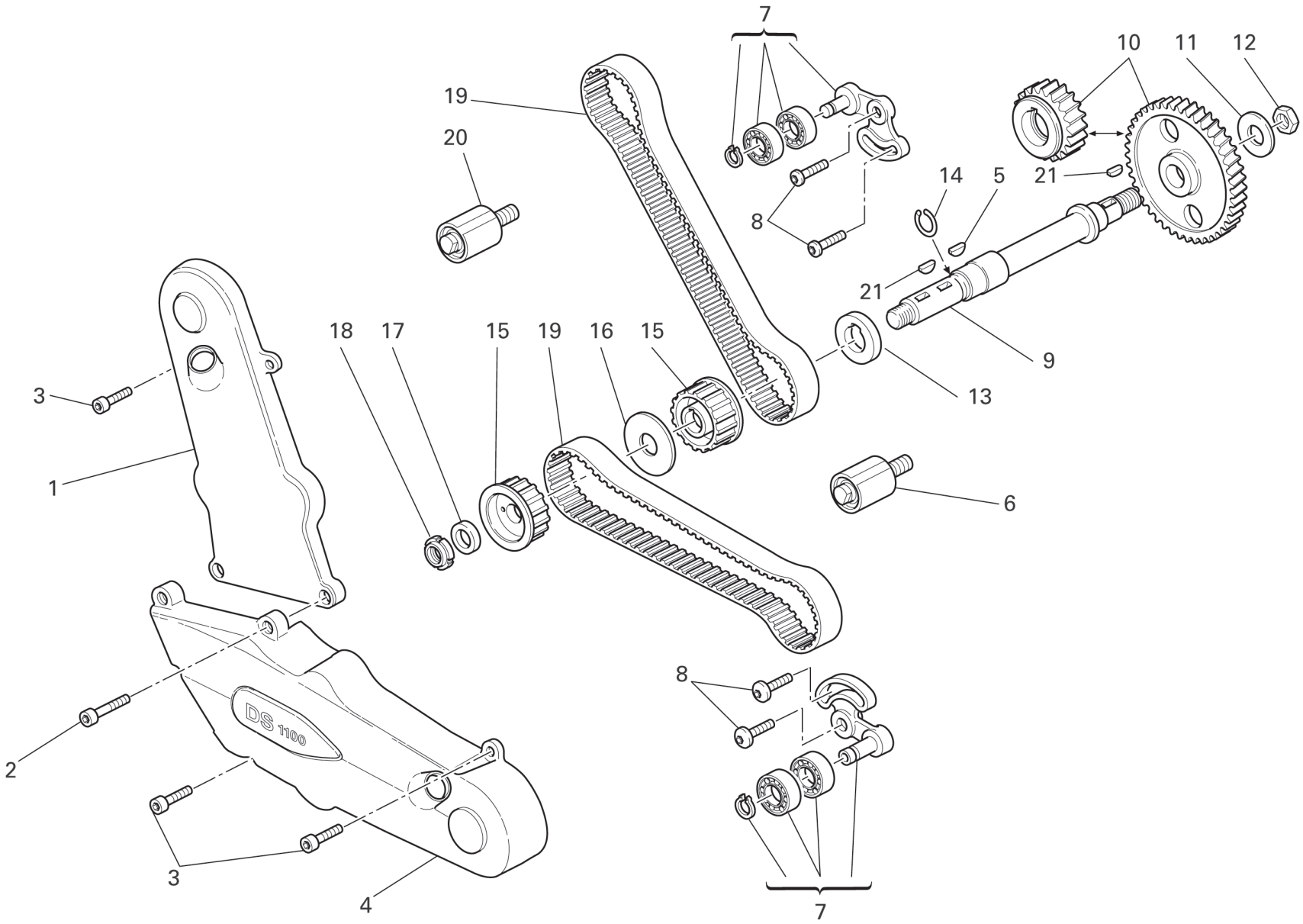

TAVOLA DRAWING **008** **DISTRIBUZIONE** **TIMING**

NOTE NOTES	POS. NO.	N.CODICE CODE NO.	DENOMINAZIONE	DESCRIPTION	MODELLO MODEL	Q.TA' Q.TY
	1	245.1.058.1AB	Coperchio cinghia distribuz. vert. (Nero)	Vertical timing belt cover (Black)		1
	2	771.5.072.8B	Vite	Screw		2
	3	771.5.066.8B	Vite	Screw		5
	4	245.1.076.1A	Coperchio cinghia distribuz. orizz. (Nero)	Horizontal timing belt cover (Black)		1
	5	0755.29.025	Linguetta americana	Woodruff key		3
	6	451.2.021.1A	Gruppo tenditore fisso	Fixed tensioner assembly		2
	7	451.2.020.1A	Tenditore completo cilindro verticale	Complete vertical cylinder tensioner roller		2
	8	772.1.010.3A	Vite	Screw		4
	9	147.1.026.1A	Albero di rinvio	Lay shaft		1
	10	171.2.023.1A	Coppia ingr. distribuzione	Timing gears pair		1
	11	851.1.013.1A	Rosetta di sicurezza	Lock washer		1
	12	0124.40.060	Dado esagonale	Hexagon nut		1
	13	716.1.073.2A	Distanziale	Spacer		1
	14	882.1.003.1A	Anello elastico di arresto	Snap ring		1
	15	255.1.023.2A	Puleggia distribuzione	Timing belt roller		2
	16	856.1.062.2A	Rosetta di divisione pulegge	Belt roller separating washer		1
	17	716.1.099.1A	Distanziale	Spacer		1
	18	703.5.006.2A	Ghiera elastic-stop	Elastic-stop ring nut		1
	19	737.4.021.1A	Cinghia dentata comando distribuzione	Timing drive toothed belt		2

EMESSO: 11 - 09 ISSUED: 11 - 09

TAVOLA
DRAWING

009 FILTRI E POMPA OLIO — FILTERS AND OIL PUMP

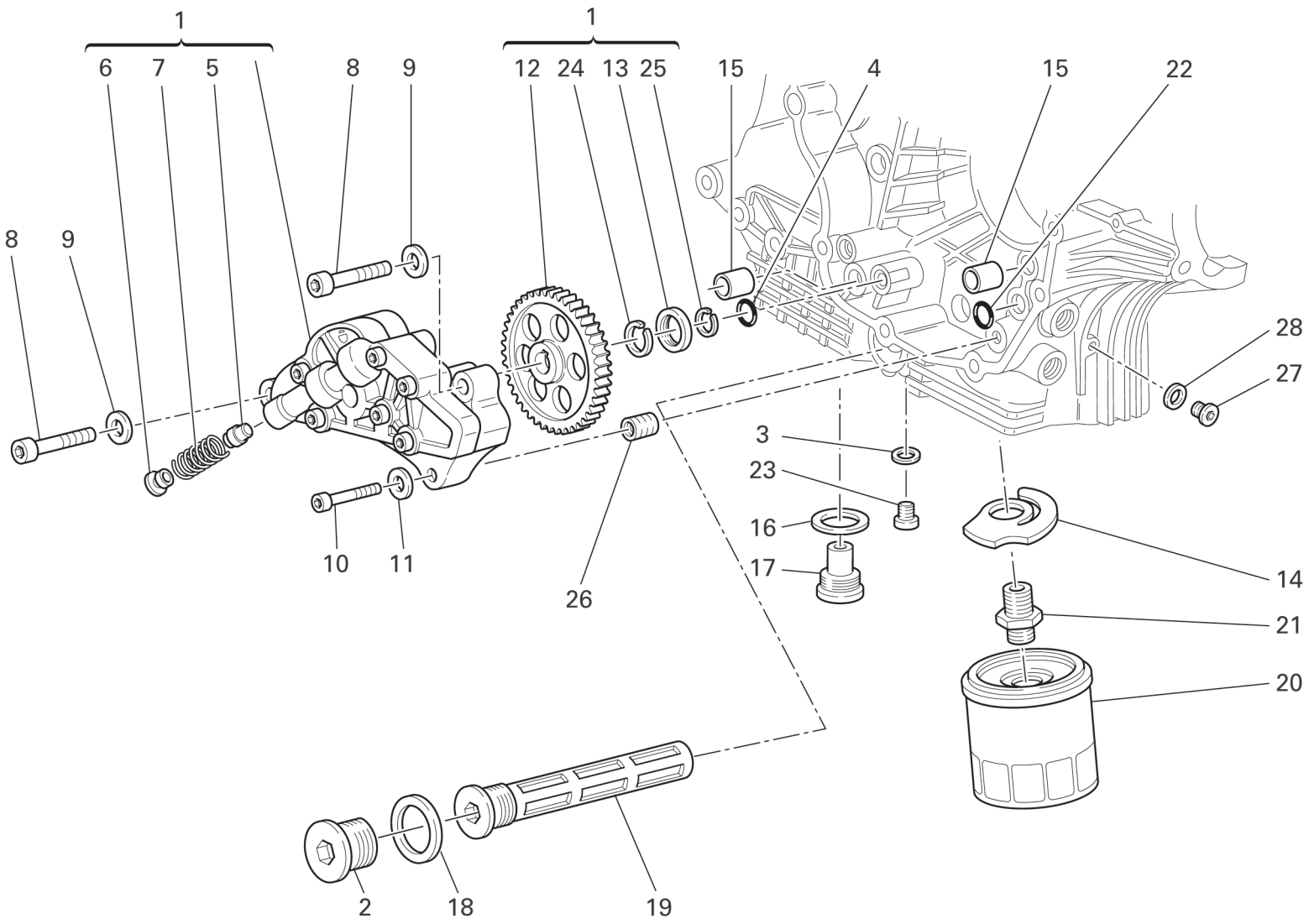

TAVOLA DRAWING **009** **FILTRI E POMPA OLIO** **FILTERS AND OIL PUMP**

NOTE NOTES	POS. NO.	N.CODICE CODE NO.	DENOMINAZIONE	DESCRIPTION	MODELLO MODEL	Q.TA' Q.TY
	1	174.2.025.6A	Pompa olio completa	Complete oil pump		1
	2	873.1.037.1A	Tappo	Cap		1
	3	852.1.120.1A	Guarnizione alluminio	Aluminium gasket		1
	4	886.4.037.1A	Guarnizione OR	O-ring		1
	5	593.1.018.1A	Valvola by-pass	Bypass valve		1
	6	780.1.018.1A	Tappo by-pass	Bypass cap		1
	7	799.1.055.1A	Molla by-pass	Bypass spring		1
	8	771.5.129.8B	Vite	Screw		2
	9	853.1.002.1A	Rosetta elastica	Spring washer		2
	10	771.5.069.8B	Vite	Screw		1
	11	853.1.004.1A	Rosetta elastica	Spring washer		1
	12	174.1.025.2A	Ingranaggio comando pompa	Pump drive gear		1
	13	710.1.001.1A	Bussola	Bush		1
	14	799.2.077.2A	Molla by-pass	Bypass spring		1
	15	0759.49.280	Boccola di riferimento	Locating bush		2
	16	220.3.208.3A	Guarnizione	Gasket		1
	17	780.2.047.1A	Tappo scarico olio con calamita	Oil drain plug with magnet		1
	18	852.5.005.1A	Guarnizione sp.1,5	Gasket th.1,5		1
	19	894.2.009.1A	Filtro olio	Oil filter		1
	20	444.4.003.4A	Cartuccia olio	Oil filter cartridge		1
	21	815.1.028.1A	Nipplo	Nipple		1
	22	93827.0114	Guarnizione OR	O-ring		1
	23	779.1.198.2A	Tappo	Cap		1
	24	884.4.042.1A	Anello elastico	Snap ring		1
	25	884.5.036.1A	Anello seeger	Circlip		1
	26	0670.49.310	Boccola riduzione	Reduction bush		1

EMESSO: 11 - 09 ISSUED: 11 - 09

TAVOLA
DRAWING

009 FILTRI E POMPA OLIO — FILTERS AND OIL PUMP

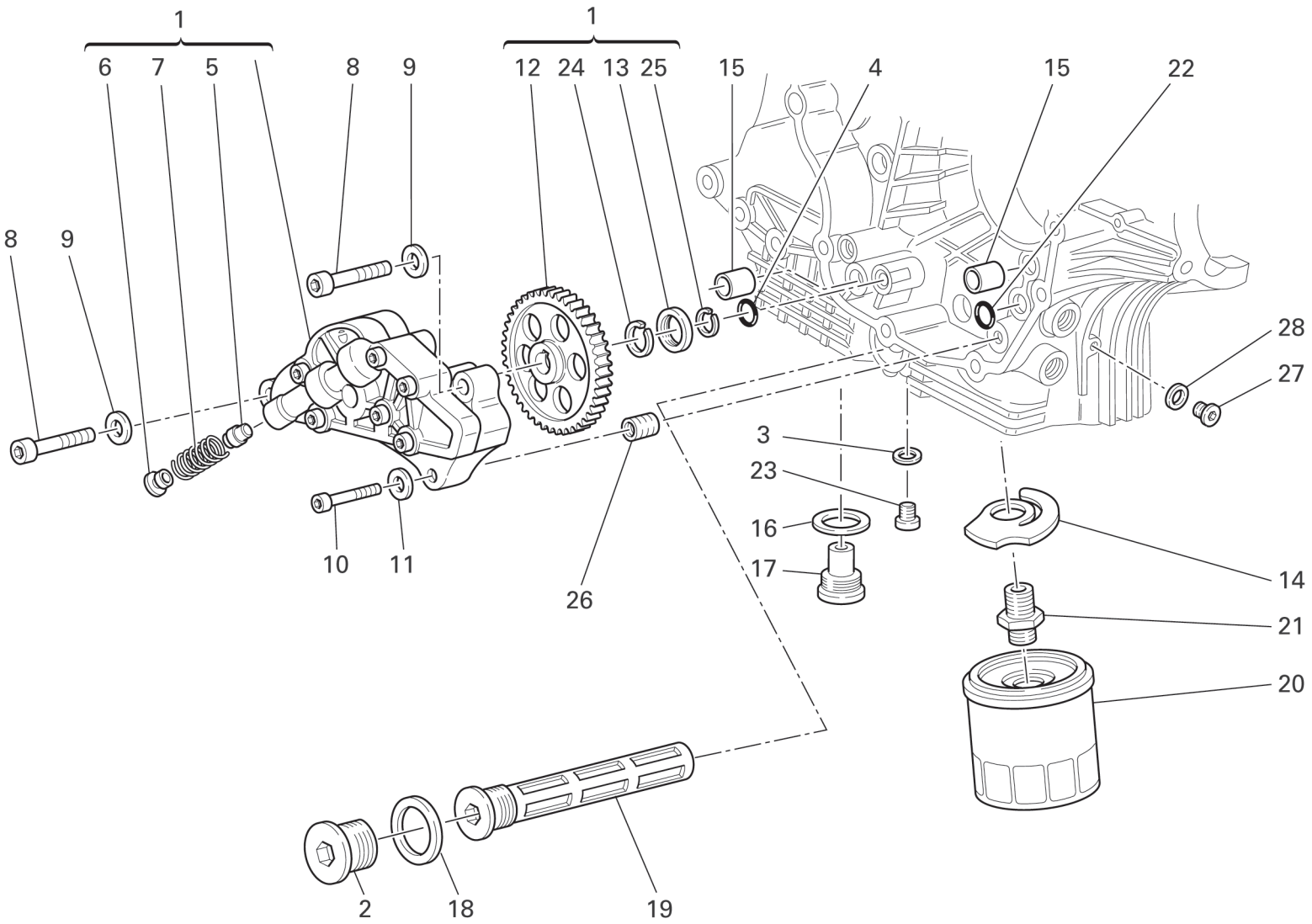

TAVOLA DRAWING **009** **FILTRI E POMPA OLIO** **FILTERS AND OIL PUMP**

NOTE NOTES	POS. NO.	N.CODICE CODE NO.	DENOMINAZIONE	DESCRIPTION	MODELLO MODEL	Q.TA' Q.TY
	27	779.1.162.2A	Tappo	Cap		1
	28	852.1.195.1A	Guarnizione sp.2	Gasket th.2		1

EMESSO: 11 - 09 ISSUED: 11 - 09

TAVOLA
DRAWING

010 COPPIA SEMICARTERS HALF CRANKCASES

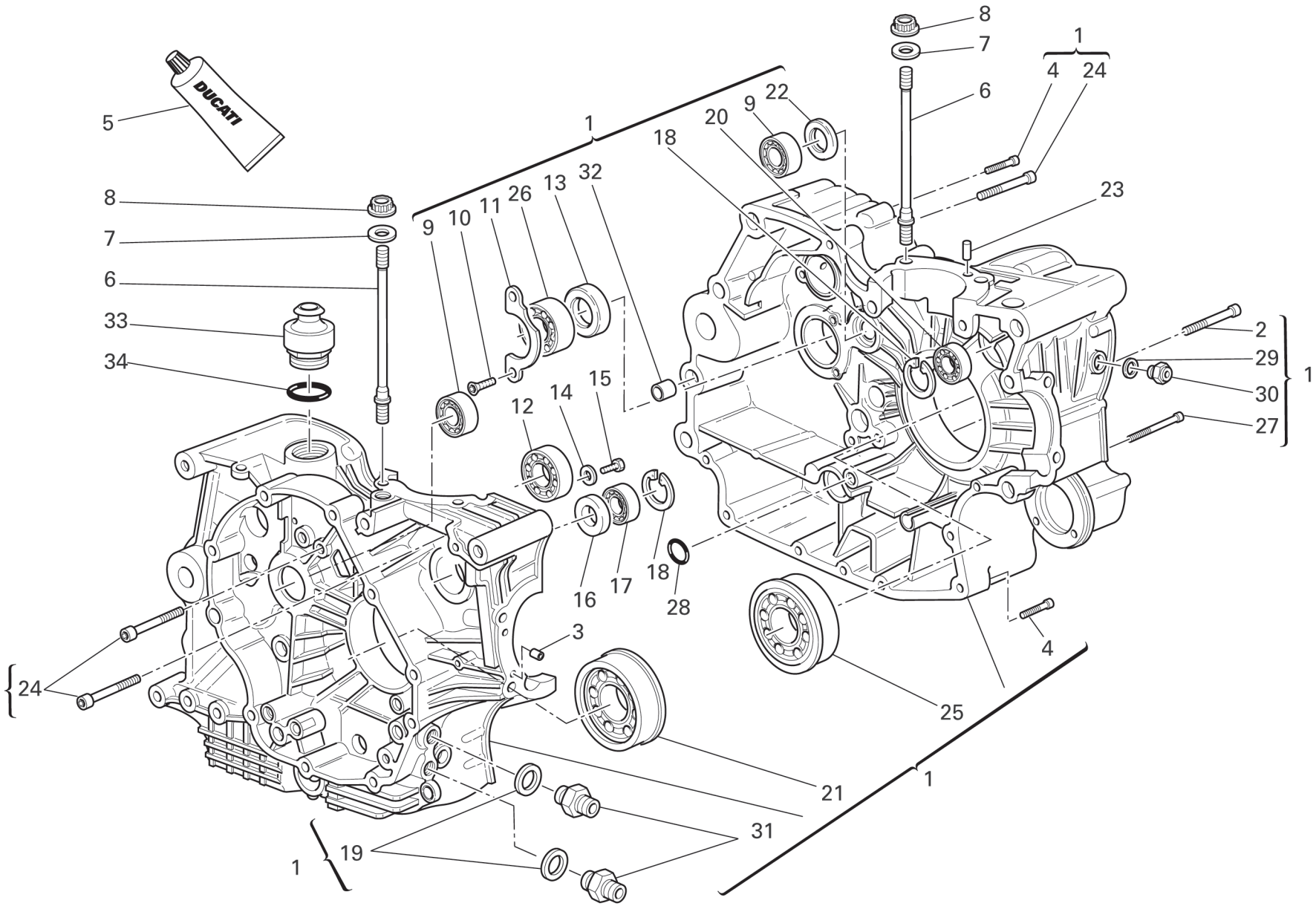

TAVOLA DRAWING **010** **COPPIA SEMICARTERS** **HALF CRANKCASES**

NOTE NOTES	POS. NO.	N.CODICE CODE NO.	DENOMINAZIONE	DESCRIPTION	MODELLO MODEL	Q.TA' Q.TY
	1	225.2.198.1A	Coppia semicarter completi	Complete half-crankcases pair		1
	2	779.1.029.2A	Vite speciale	Special screw		1
	3	711.1.128.1A	Boccola	Bush		2
	4	771.5.072.8B	Vite	Screw		7
	5	94247.0014	Guarnizione liquida	Fluid sealant		1
	6	766.1.059.1A	Prigioniero fissaggio cilindro testa	Stud bolt for fastening head cylinder		8
	7	856.1.064.2A	Rondella speciale	Special washer		8
	8	748.1.050.1A	Dado	Nut		8
	9	702.4.033.1A	Cuscinetto	Bearing		2
	10	72094.1616	Vite	Screw		2
	11	826.1.012.1A	Piastrina di fermo	Keep plate		1
	12	702.5.019.1A	Cuscinetto	Bearing		1
	13	930.4.022.1A	Anello di tenuta	Seal ring		1
	14	713.1.140.1A	Distanziale	Spacer		2
	15	770.5.250.8B	Vite	Screw		2
	16	93785.1830	Anello di tenuta	Seal ring		1
	17	75794.1542	Cuscinetto	Bearing		1
	18	73503.3380	Anello seeger	Circlip		2
	19	787.1.001.1A	Guarnizione alluminio	Aluminium gasket		2
	20	702.5.008.1A	Cuscinetto	Bearing		1
	21	702.4.015.1A	Cuscinetto	Bearing		1
	22	463.4.001.1A	Anello di tenuta	Seal ring		1
	23	0011.52.010	Grano di centraggio	Locating dowel		2
	24	771.5.136.8B	Vite	Screw		6
	25	702.4.016.1A	Cuscinetto	Bearing		1
	26	702.4.013.1A	Cuscinetto	Bearing		1

EMESSO: 11 - 09 ISSUED: 11 - 09

TAVOLA
DRAWING

010 COPPIA SEMICARTERS HALF CRANKCASES

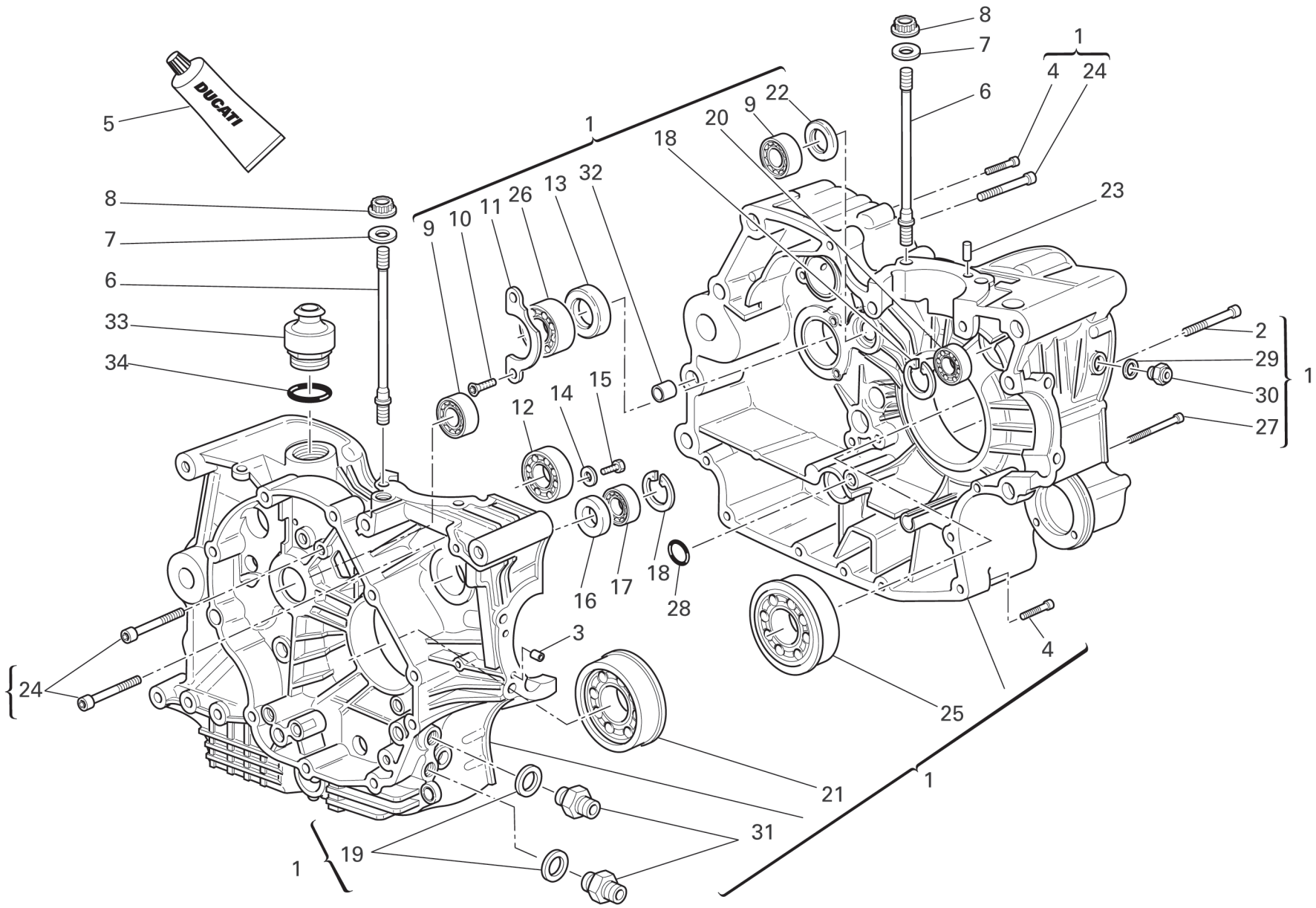

TAVOLA DRAWING **010** **COPPIA SEMICARTERS** **HALF CRANKCASES**

NOTE NOTES	POS. NO.	N.CODICE CODE NO.	DENOMINAZIONE	DESCRIPTION	MODELLO MODEL	Q.TA' Q.TY
	27	771.5.080.8B	Vite	Screw		2
	28	93827.0114	Guarnizione OR	O-ring		1
	29	852.5.026.1A	Guarnizione alluminio sp.1,5	Aluminium gasket th.1,5		1
	30	779.1.434.1A	Vite speciale	Special screw		1
	31	815.1.022.1A	Nipplo	Nipple		2
	32	711.1.095.1A	Boccola	Bush		2
	33	593.1.003.1B	Valvola di sfiato	Breather valve		1
	34	93823.3156	Guarnizione OR	O-ring		1

EMESSO: 11 - 09 ISSUED: 11 - 09

TAVOLA
DRAWING

011 COPERCHIO ALTERNATORE ALTERNATOR COVER

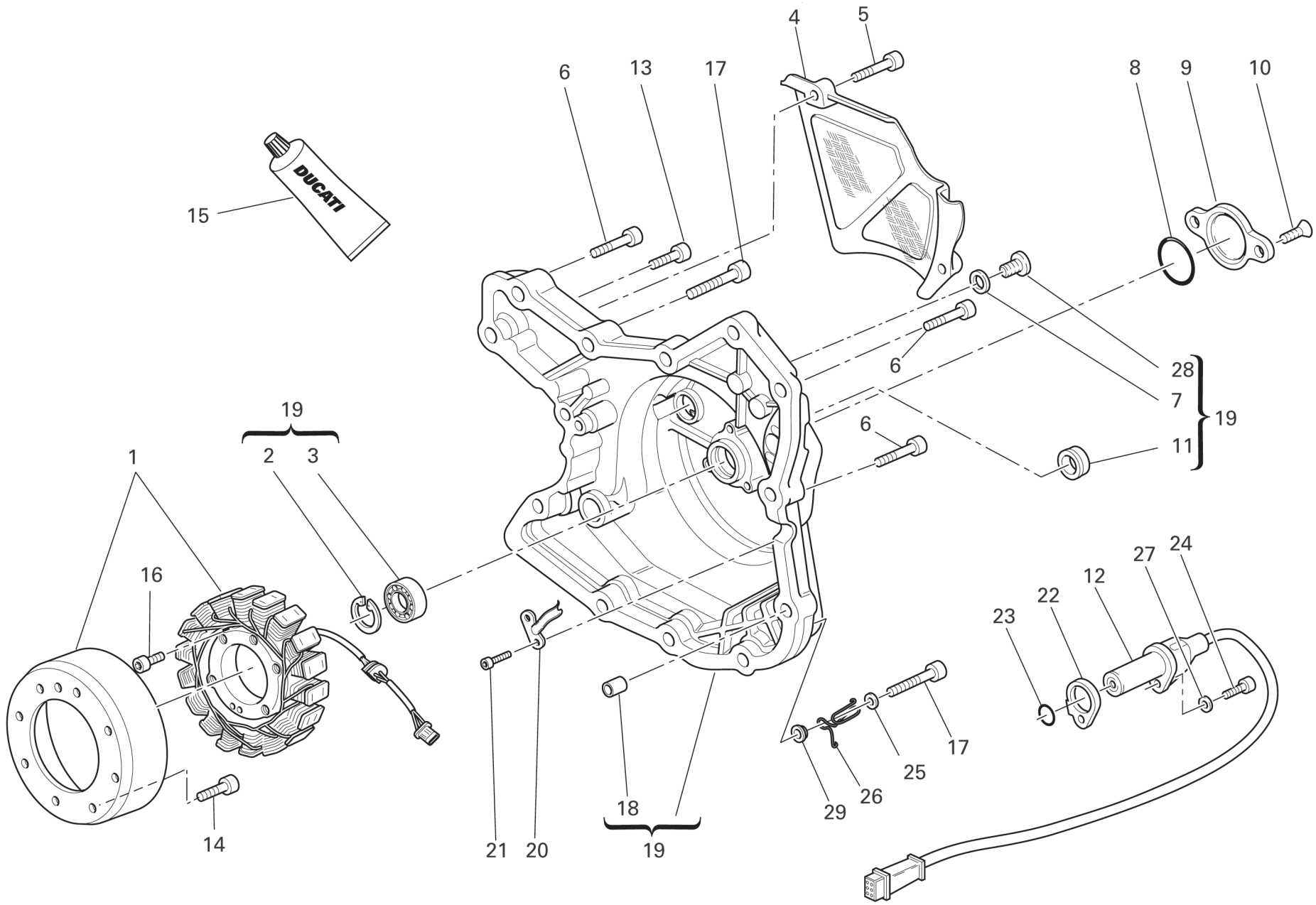

TAVOLA DRAWING **011** **COPERCHIO ALTERNATORE** **ALTERNATOR COVER**

NOTE NOTES	POS. NO.	N.CODICE CODE NO.	DENOMINAZIONE	DESCRIPTION	MODELLO MODEL	Q.TA' Q.TY
	1	264.4.014.3B	Alternatore "DENSO"	Generator "DENSO"		1
	2	73503.3380	Anello seeger	Circlip		1
	3	702.5.008.1A	Cuscinetto	Bearing		1
	4	506310010	Coperchietto pignone (Carbonio)	Pinion cover (Carbon)		1
	5	201041006	Vite	Screw		2
	6	771.5.069.8B	Vite	Screw		10
	7	852.1.120.1A	Guarnizione alluminio	Aluminium gasket		1
	8	886.4.035.1A	Guarnizione OR	O-ring		1
	9	247.1.210.1AB	Coperchio	Cover		1
	10	777.5.049.8B	Vite	Screw		2
	11	93783.1524	Anello di tenuta	Seal ring		1
	12	552.4.020.1A	Sensore	Sensor		1
	13	771.5.067.8B	Vite	Screw		2
	14	779.4.075.1A	Vite	Screw		8
	15	94247.0014	Guarnizione liquida	Fluid sealant		1
	16	771.5.073.8B	Vite	Screw		3
	17	771.5.071.8B	Vite	Screw		2
	18	711.1.160.1A	Boccola di riferimento	Locating bush		2
	19	242.2.057.3AB	Coperchio alternatore	Generator cover		1
	20	830.1.284.1A	Staffa	Bracket		1
	20	771.5.040.8B	Vite	Screw		2
	20	788.1.076.1A	Guarnizione sp. 0,6	Gasket th.0,6		1
	21	788.1.076.1AA	Guarnizione sp. 0,8	Gasket th.0,8		1
	22	788.1.076.1AB	Guarnizione sp. 1,0	Gasket th.1,0		1
	23	886.4.003.1A	Guarnizione OR	O-ring		1

EMESSO: 11 - 09 ISSUED: 11 - 09

TAVOLA
DRAWING

011 COPERCHIO ALTERNATORE ALTERNATOR COVER

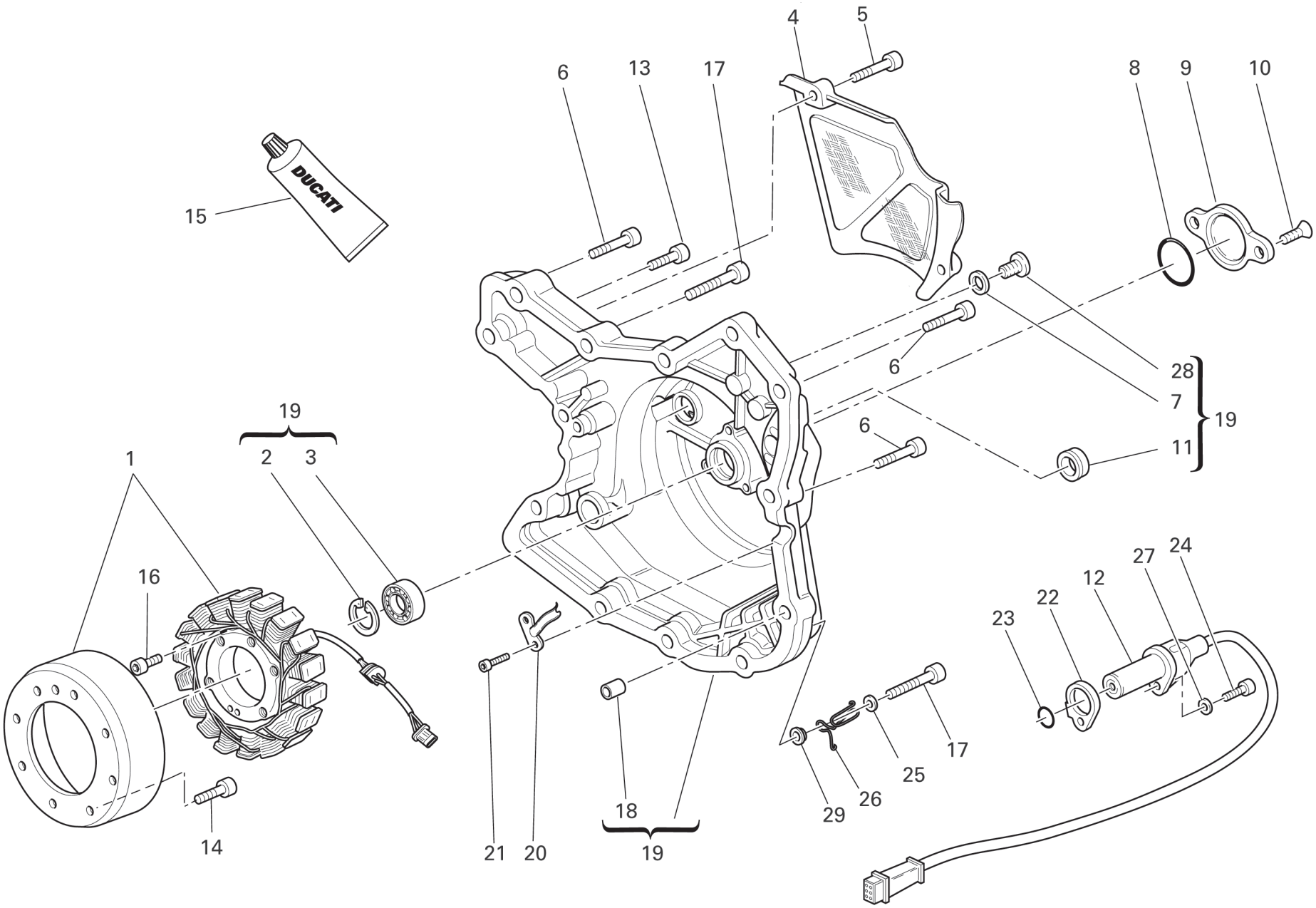

TAVOLA DRAWING **011** **COPERCHIO ALTERNATORE** **ALTERNATOR COVER**

NOTE NOTES	POS. NO.	N.CODICE CODE NO.	DENOMINAZIONE	DESCRIPTION	MODELLO MODEL	Q.TA' Q.TY
	24	771.5.066.8B	Vite	Screw		1
	25	852.1.176.1A	Rosetta	Washer		1
	26	881.1.051.1A	Supporto	Holder		1
	27	853.1.003.1A	Rosetta elastica	Spring washer		1
	28	779.1.198.2A	Tappo	Cap		1
	29	713.1.365.1A	Distanziale	Spacer		1

EMESSO: 11 - 09 ISSUED: 11 - 09

TAVOLA
DRAWING

012

AVVIAMENTO ELETTRICO E ACCENSIONE

ELECTRIC STARTER AND IGNITION

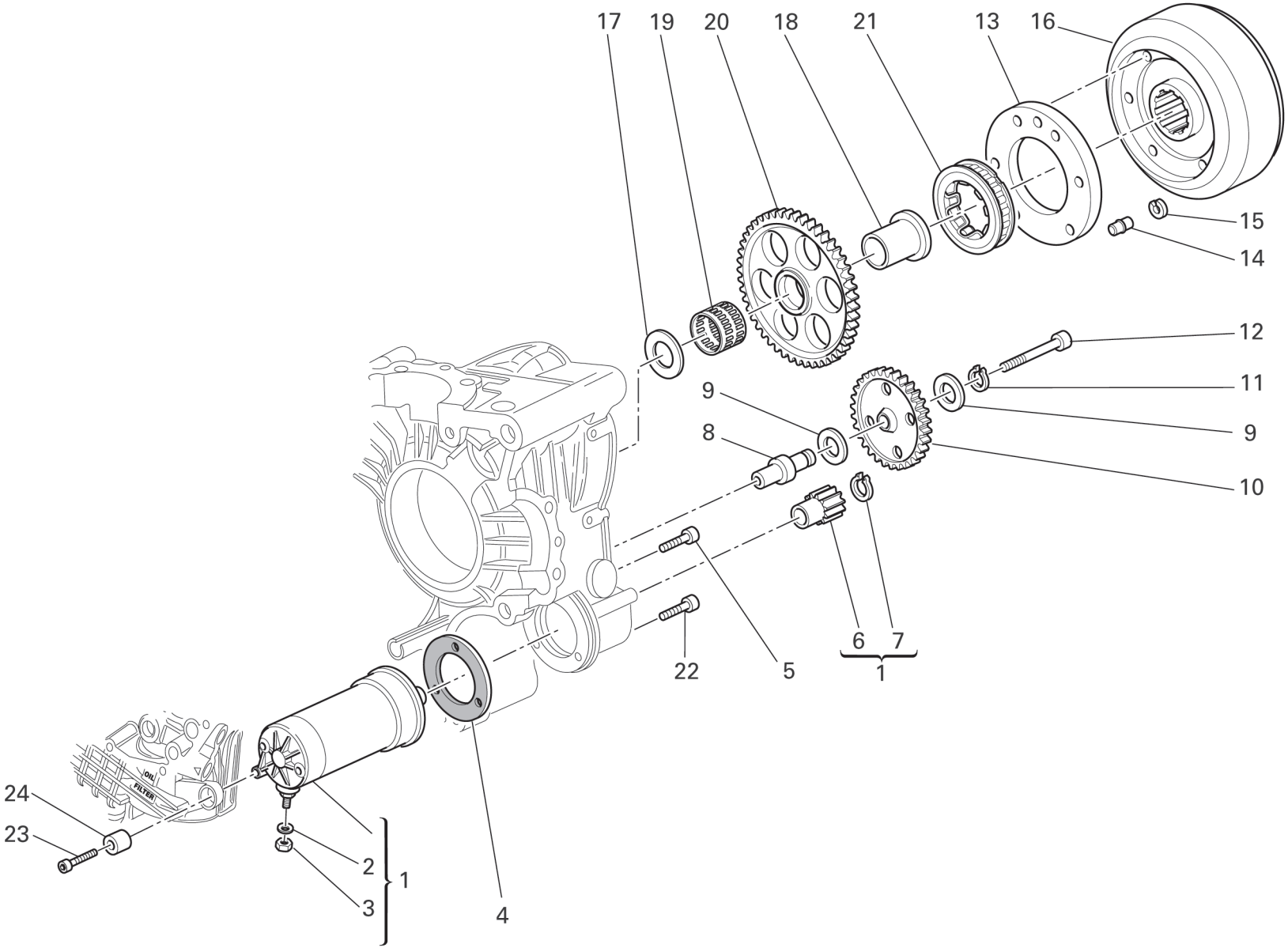

TAVOLA DRAWING **012** **AVVIAMENTO ELETTRICO E ACCENSIONE** **ELECTRIC STARTER AND IGNITION**

NOTE NOTES	POS. NO.	N.CODICE CODE NO.	DENOMINAZIONE	DESCRIPTION	MODELLO MODEL	Q.TA' Q.TY
	1	270.4.005.1A	Motorino avviamento completo	Complete starter motor		1
	2	853.1.003.1A	Rosetta elastica	Spring washer		1
	3	750.5.005.1A	Dado	Nut		1
	4	788.1.054.2A	Guarnizione motorino	Starter motor gasket		1
	5	771.5.066.8B	Vite	Screw		2
	6	176.1.001.1A	Pignone motorino avviamento	Starter motor sprocket		1
	7	884.5.036.1A	Anello seeger	Circlip		1
	8	821.1.257.1A	Perno ingranaggio intermedio	Intermediate gear pin		1
	9	856.1.071.1A	Rosetta	Washer		2
	10	176.1.009.1A	Gruppetto ingranaggio intermedio	Intermediate gear assembly		1
	11	73500.1440	Anello seeger	Circlip		1
	12	771.5.079.8B	Vite	Screw		1
	13	160.1.097.1A	Flangia	Flange		1
	14	863.1.002.1A	Perno di riferimento	Locating pin		1
	15	882.1.012.1A	Anello di fermo	Check ring		1
	16	276.1.025.1C	Volano per accensione	Ignition flywheel		1
	17	856.1.075.1A	Rosetta rasamento	Shim		1
	18	881.1.034.1A	Anello interno	Inner ring		1
	19	702.4.018.1A	Gabbia a rullini	Needle bearing		1
	20	173.1.013.1A	Ingranaggio condotto avviamento elettrico	Electric starter driven gear		1
	21	701.4.019.1A	Ruota libera	Starter clutch		1
	22	771.5.069.8B	Vite	Screw		1
	23	771.5.071.8B	Vite	Screw		1
	24	700.1.036.1A	Boccola elastica	Flexible bush		1

EMESSO: 11 - 09 ISSUED: 11 - 09

TAVOLA
DRAWING

013 TESTA: DISTRIBUZIONE HEAD: TIMING

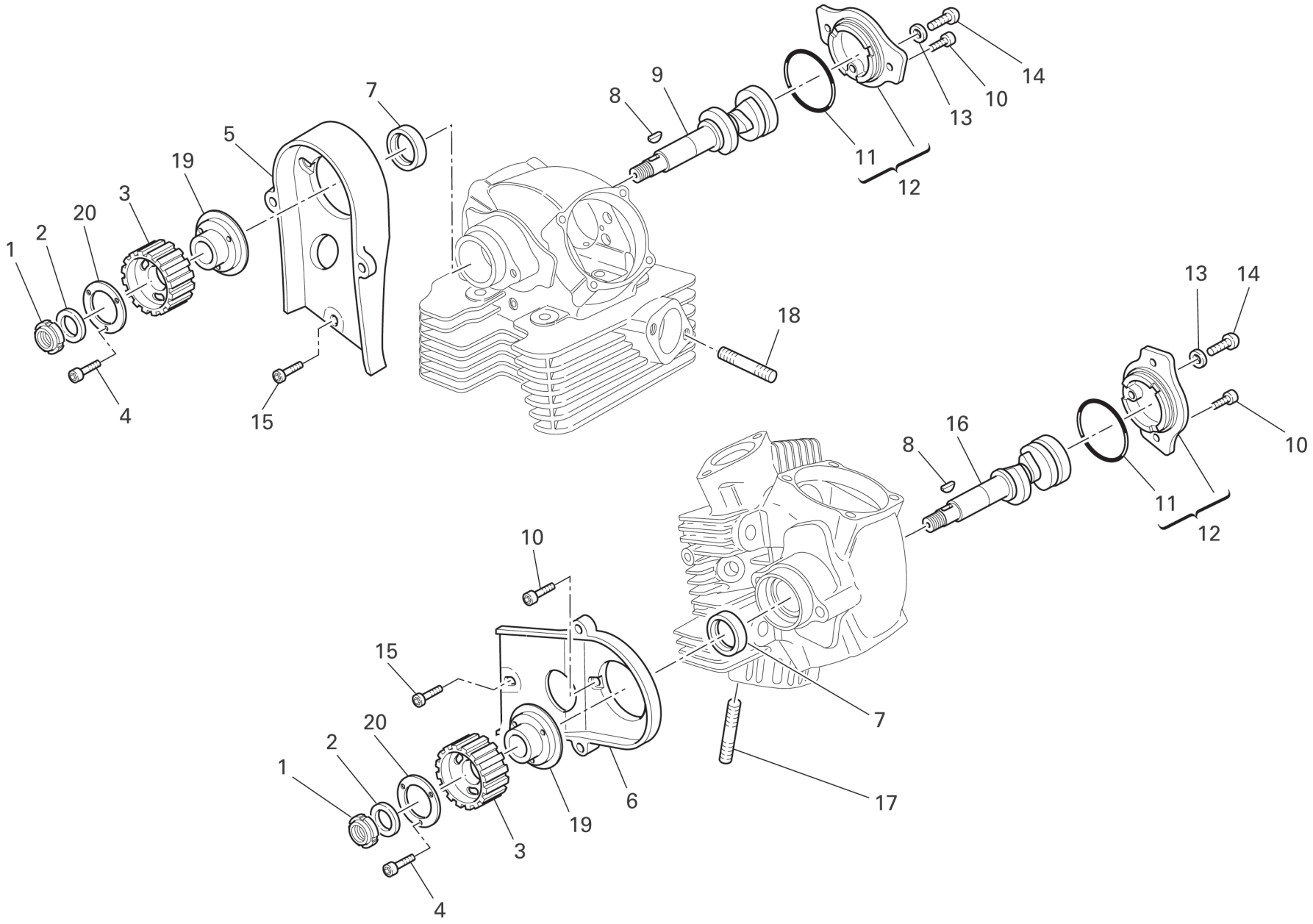

TAVOLA DRAWING **013** **TESTA: DISTRIBUZIONE** **HEAD: TIMING**

NOTE NOTES	POS. NO.	N.CODICE CODE NO.	DENOMINAZIONE	DESCRIPTION	MODELLO MODEL	Q.TA' Q.TY
	1	703.5.006.2A	Ghiera elastic-stop	Elastic-stop ring nut		2
	2	852.1.173.1A	Rosetta	Washer		2
	3	255.1.024.2A	Puleggia distribuzione	Timing belt roller		2
	4	779.5.030.2A	Vite	Screw		6
	5	245.1.030.1A	Coperchio interno cinghia verticale	Vertical belt inner cover		1
	6	245.1.031.1A	Coperchio interno cinghia orizzontale	Horizontal belt inner cover		1
	7	930.4.061.1A	Anello di tenuta	Seal ring		2
	8	74172.1008	Linguetta	Woodruff key		2
	9	148.1.285.1A	Albero distribuzione testa verticale	Vertical head camshaft		1
	10	771.5.066.8B	Vite	Screw		7
	11	886.4.060.1A	Guarnizione OR	O-ring		2
	12	235.2.037.1AD	Cappellotto laterale	Side cap		2
	13	852.1.197.1A	Guarnizione in rame	Copper gasket		2
	14	775.1.036.1A	Vite	Screw		2
	15	773.5.065.8B	Vite	Screw		2
	16	148.1.284.1A	Albero distribuzione testa orizzontale	Horizontal head camshaft		1
	17	766.4.017.2A	Prigioniero	Stud bolt		4
	18	766.4.018.1A	Prigioniero	Stud bolt		4
	19	160.1.105.1A	Flangia	Flange		2
	20	856.1.074.2A	Rondella speciale	Special washer		2

EMESSO: 11 - 09 ISSUED: 11 - 09

TAVOLA
DRAWING

014 TESTA VERTICALE VERTICAL HEAD

19 Registro bilanc. apertura Adjustment Réglage Ventilkäppchen	17 Registro bilanc. chiusura Adjustment Réglage Ventilkäppchen
840.1.031.1A - 1,8	840.1.041.1B - 2,20
840.1.032.1A - 1,85	840.1.042.1B - 2,25
840.1.033.1A - 1,9	840.1.043.1B - 2,30
840.1.034.1A - 1,95	840.1.044.1B - 2,35
840.1.001.1A - 2,0	840.1.045.1B - 2,40
840.1.002.1A - 2,05	840.1.046.1B - 2,45
840.1.003.1A - 2,1	840.1.047.1B - 2,5
840.1.004.1A - 2,15	840.1.048.1B - 2,55
840.1.005.1A - 2,2	840.1.049.1B - 2,6
840.1.006.1A - 2,25	840.1.050.1B - 2,65
840.1.007.1A - 2,3	840.1.051.1B - 2,7
840.1.008.1A - 2,35	840.1.052.1B - 2,75
840.1.009.1A - 2,4	840.1.053.1B - 2,8
840.1.010.1A - 2,45	840.1.054.1B - 2,85
840.1.011.1A - 2,5	840.1.055.1B - 2,9
840.1.012.1A - 2,55	840.1.056.1B - 2,95
840.1.013.1A - 2,6	840.1.057.1B - 3,0
840.1.014.1A - 2,65	840.1.058.1B - 3,05
840.1.015.1A - 2,7	840.1.059.1B - 3,1
840.1.016.1A - 2,75	
840.1.017.1A - 2,8	
840.1.018.1A - 2,85	
840.1.019.1A - 2,9	
840.1.020.1A - 2,95	
840.1.021.1A - 3,0	
840.1.022.1A - 3,05	
840.1.023.1A - 3,1	
840.1.024.1A - 3,15	
840.1.025.1A - 3,2	
840.1.026.1A - 3,25	
840.1.027.1A - 3,3	
840.1.028.1A - 3,35	
840.1.029.1A - 3,4	
840.1.0301A - 3,45	

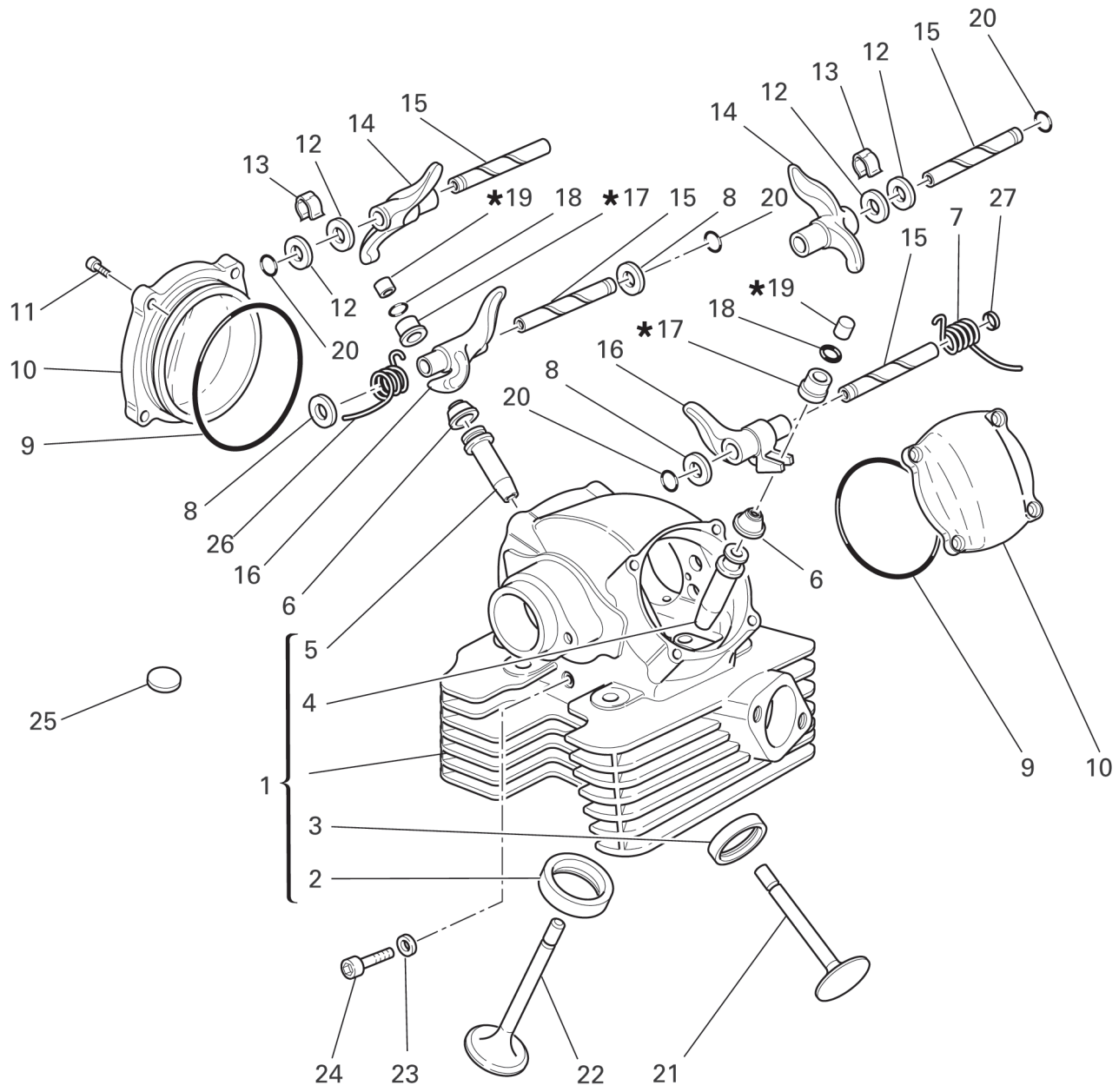

TAVOLA DRAWING **014** **TESTA VERTICALE** **VERTICAL HEAD**

NOTE NOTES	POS. NO.	N.CODICE CODE NO.	DENOMINAZIONE	DESCRIPTION	MODELLO MODEL	Q.TA' Q.TY
	1	301.2.233.1A	Testa verticale completa	Complete vertical head		1
	2	304.1.042.1B	Sede valvola aspirazione	Intake valve seat		1
	2	304.1.042.1BB	Sede valvola asp. magg. 0,03	Oversize intake valve seat 0.03		1
	2	304.1.042.1BC	Sede valvola asp. magg. 0,06	Oversize intake valve seat 0.06		1
	3	304.1.043.1B	Sede valvola scarico	Exhaust valve seat		1
	3	304.1.043.1BB	Sede valvola scar. magg. 0,03	Oversize exhaust valve seat 0.03		1
	3	304.1.043.1BC	Sede valvola scar. magg. 0,06	Oversize exhaust valve seat 0.06		1
	4	303.1.041.1C	Guidavalvola aspirazione	Intake valve guide		1
	4	303.1.041.1CA	Guidavalvola aspirazione magg. 0,03	Intake valve guide magg. 0,03		1
	4	303.1.041.1CB	Guidavalvola aspirazione magg. 0,06	Intake valve guide magg. 0,06		1
	4	303.1.041.1CC	Guidavalvola aspirazione magg. 0,09	Intake valve guide magg. 0,09		1
	5	303.1.040.1B	Guidavalvola scarico	Exhaust valve guide		1
	5	303.1.040.1BA	Guidavalvola scarico magg. 0,03	Exhaust valve guide magg. 0,03		1
	5	303.1.040.1BB	Guidavalvola scarico magg. 0,06	Exhaust valve guide magg. 0,06		1
	5	303.1.040.1BC	Guidavalvola scarico magg. 0,09	Exhaust valve guide magg. 0,09		1
	6	764.1.002.1A	Gommino	Rubber pad		2
	7	799.1.061.1A	Molla bilanciere chiusura	Closing rocker spring		1
	8	0619.92.180	Rosetta rasamento sp. 0,3	Shim th. 0.3		6
	8	0670.92.190	Rosetta rasamento sp. 2	Shim th. 2		4
	8	0765.92.185	Rosetta rasamento sp. 1	Shim th. 1		2
	8	0765.92.190	Rosetta rasamento sp. 0,5	Shim th. 0.5		4
	8	0765.92.205	Rosetta rasamento sp. 0,2	Shim th. 0.2		8
	8	852.1.214.1A	Rosetta rasamento sp. 1,8	Shim th. 1.8		1
	9	463.2.010.9A	Guarnizione OR	O-ring		2
	10	240.2.026.1BB	Coperchio valvole	Valve cover		2
	11	771.5.066.8B	Vite	Screw		6

EMESSO: 11 - 09 ISSUED: 11 - 09

TAVOLA
DRAWING

014 TESTA VERTICALE VERTICAL HEAD

19 Registro bilanc. apertura Adjustment Réglage Ventilkäppchen	17 Registro bilanc. chiusura Adjustment Réglage Ventilkäppchen
840.1.031.1A - 1,8	840.1.041.1B - 2,20
840.1.032.1A - 1,85	840.1.042.1B - 2,25
840.1.033.1A - 1,9	840.1.043.1B - 2,30
840.1.034.1A - 1,95	840.1.044.1B - 2,35
840.1.001.1A - 2,0	840.1.045.1B - 2,40
840.1.002.1A - 2,05	840.1.046.1B - 2,45
840.1.003.1A - 2,1	840.1.047.1B - 2,5
840.1.004.1A - 2,15	840.1.048.1B - 2,55
840.1.005.1A - 2,2	840.1.049.1B - 2,6
840.1.006.1A - 2,25	840.1.050.1B - 2,65
840.1.007.1A - 2,3	840.1.051.1B - 2,7
840.1.008.1A - 2,35	840.1.052.1B - 2,75
840.1.009.1A - 2,4	840.1.053.1B - 2,8
840.1.010.1A - 2,45	840.1.054.1B - 2,85
840.1.011.1A - 2,5	840.1.055.1B - 2,9
840.1.012.1A - 2,55	840.1.056.1B - 2,95
840.1.013.1A - 2,6	840.1.057.1B - 3,0
840.1.014.1A - 2,65	840.1.058.1B - 3,05
840.1.015.1A - 2,7	840.1.059.1B - 3,1
840.1.016.1A - 2,75	
840.1.017.1A - 2,8	
840.1.018.1A - 2,85	
840.1.019.1A - 2,9	
840.1.020.1A - 2,95	
840.1.021.1A - 3,0	
840.1.022.1A - 3,05	
840.1.023.1A - 3,1	
840.1.024.1A - 3,15	
840.1.025.1A - 3,2	
840.1.026.1A - 3,25	
840.1.027.1A - 3,3	
840.1.028.1A - 3,35	
840.1.029.1A - 3,4	
840.1.0301A - 3,45	

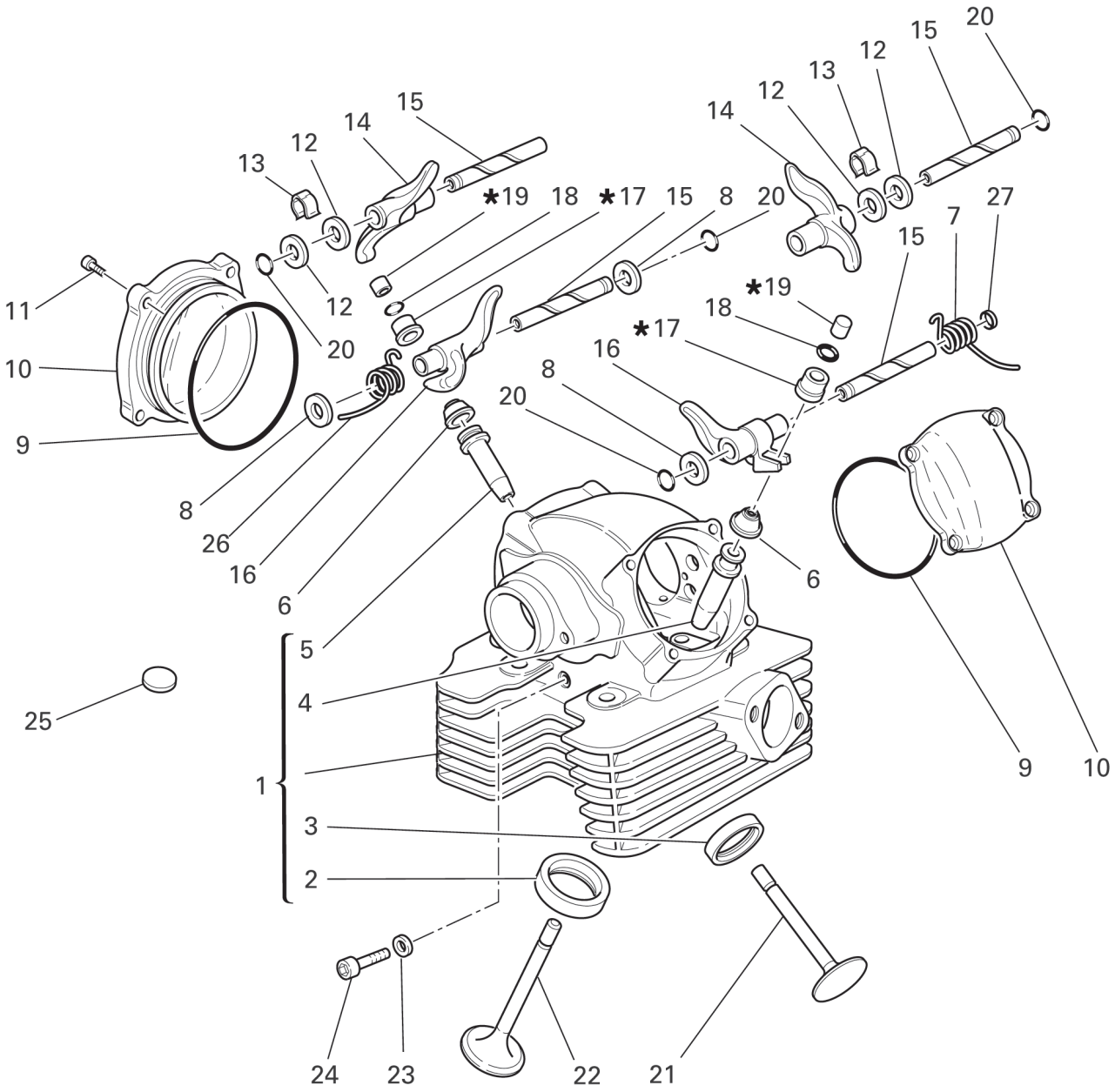

TAVOLA DRAWING **014** **TESTA VERTICALE** **VERTICAL HEAD**

NOTE NOTES	POS. NO.	N.CODICE CODE NO.	DENOMINAZIONE	DESCRIPTION	MODELLO MODEL	Q.TA' Q.TY
	12	0647.70.010	Rosetta rasamento	Shim		4
	13	0375.92.210	Molletta	Spring		2
	14	208.1.012.4A	Bilanciere apertura	Opening rocker		2
	15	821.1.111.2A	Perno bilanciere	Rocker shaft		4
	16	209.1.041.1A	Bilanciere chiusura	Closing rocker		2
	17	840.2.002.1B	Vedi tavola	See table		2
	18	669.1.001.1E	Semianelli	Split rings		4
	19	840.2.001.1A	Vedi tavola	See table		2
	20	463.2.026.1A	Guarnizione OR	O-ring		4
	21	211.1.040.1A	Valvola scarico	Exhaust valve		1
	22	210.1.042.1A	Valvola aspirazione	Intake valve		1
	23	852.5.023.1A	Guarnizione	Gasket		1
	24	779.1.133.1A	Vite	Screw		1
	25	700.1.040.1A	Gommino antivibrante	Vibration damper pad		12
	26	713.1.241.1A	Distanziale	Spacer		2
	27	852.1.176.1A	Rosetta	Washer		4
	28	758.1.025.1A	Passatubo	Hose guide		2
	29	771.5.071.8B	Vite	Screw		2
	30	713.1.352.1A	Distanziale	Spacer		1
	31	799.1.247.2A	Molla bilanciere chiusura	Closing rocker spring		1

EMESSO: 11 - 09 ISSUED: 11 - 09

TAVOLA
DRAWING

015 TESTA ORIZZONTALE HORIZONTAL HEAD

19 Registro bilanc. apertura Adjustment Réglage Ventilkäppchen		17 Registro bilanc. chiusura Adjustment Réglage Ventilkäppchen	
840.1.031.1A -	1,8	840.1.041.1B -	2,20
840.1.032.1A -	1,85	840.1.042.1B -	2,25
840.1.033.1A -	1,9	840.1.043.1B -	2,30
840.1.034.1A -	1,95	840.1.044.1B -	2,35
840.1.001.1A -	2,0	840.1.045.1B -	2,40
840.1.002.1A -	2,05	840.1.046.1B -	2,45
840.1.003.1A -	2,1	840.1.047.1B -	2,5
840.1.004.1A -	2,15	840.1.048.1B -	2,55
840.1.005.1A -	2,2	840.1.049.1B -	2,6
840.1.006.1A -	2,25	840.1.050.1B -	2,65
840.1.007.1A -	2,3	840.1.051.1B -	2,7
840.1.008.1A -	2,35	840.1.052.1B -	2,75
840.1.009.1A -	2,4	840.1.053.1B -	2,8
840.1.010.1A -	2,45	840.1.054.1B -	2,85
840.1.011.1A -	2,5	840.1.055.1B -	2,9
840.1.012.1A -	2,55	840.1.056.1B -	2,95
840.1.013.1A -	2,6	840.1.057.1B -	3,0
840.1.014.1A -	2,65	840.1.058.1B -	3,05
840.1.015.1A -	2,7	840.1.059.1B -	3,1
840.1.016.1A -	2,75		
840.1.017.1A -	2,8		
840.1.018.1A -	2,85		
840.1.019.1A -	2,9		
840.1.020.1A -	2,95		
840.1.021.1A -	3,0		
840.1.022.1A -	3,05		
840.1.023.1A -	3,1		
840.1.024.1A -	3,15		
840.1.025.1A -	3,2		
840.1.026.1A -	3,25		
840.1.027.1A -	3,3		
840.1.028.1A -	3,35		
840.1.029.1A -	3,4		
840.1.0301A -	3,45		

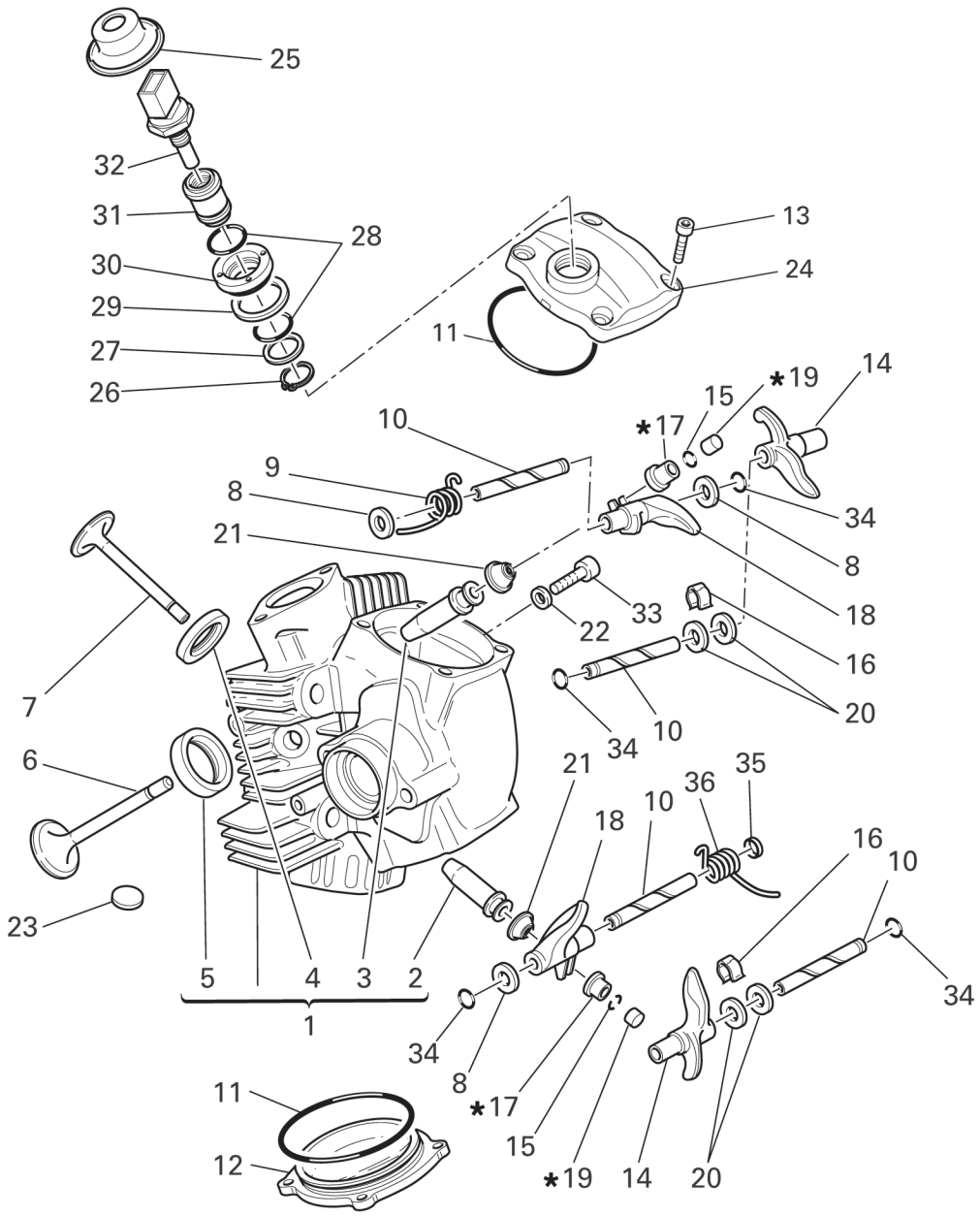

TAVOLA DRAWING **015** **TESTA ORIZZONTALE** **HORIZONTAL HEAD**

NOTE NOTES	POS. NO.	N.CODICE CODE NO.	DENOMINAZIONE	DESCRIPTION	MODELLO MODEL	Q.TA' Q.TY
	1	301.2.232.1A	Testa orizzontale completa	Complete horizontal head		1
	2	303.1.040.1B	Guidavalvola scarico	Exhaust valve guide		1
	2	303.1.040.1BA	Guidavalvola scarico magg. 0,03	Exhaust valve guide magg. 0,03		1
	2	303.1.040.1BB	Guidavalvola scarico magg. 0,06	Exhaust valve guide magg. 0,06		1
	2	303.1.040.1BC	Guidavalvola scarico magg. 0,09	Exhaust valve guide magg. 0,09		1
	3	303.1.041.1C	Guidavalvola aspirazione	Intake valve guide		1
	3	303.1.041.1CA	Guidavalvola aspirazione magg. 0,03	Intake valve guide magg. 0,03		1
	3	303.1.041.1CB	Guidavalvola aspirazione magg. 0,06	Intake valve guide magg. 0,06		1
	3	303.1.041.1CC	Guidavalvola aspirazione magg. 0,09	Intake valve guide magg. 0,09		1
	4	304.1.042.1B	Sede valvola aspirazione	Intake valve seat		1
	4	304.1.042.1BB	Sede valvola asp. magg. 0,03	Oversize intake valve seat 0.03		1
	4	304.1.042.1BC	Sede valvola asp. magg. 0,06	Oversize intake valve seat 0.06		1
	5	304.1.043.1B	Sede valvola scarico	Exhaust valve seat		1
	5	304.1.043.1BB	Sede valvola scar. magg. 0,03	Oversize exhaust valve seat 0.03		1
	5	304.1.043.1BC	Sede valvola scar. magg. 0,06	Oversize exhaust valve seat 0.06		1
	6	210.1.042.1A	Valvola aspirazione	Intake valve		1
	7	211.1.040.1A	Valvola scarico	Exhaust valve		1
	8	0619.92.180	Rosetta rasamento sp. 0,3	Shim th. 0.3		6
	8	0670.92.190	Rosetta rasamento sp. 2	Shim th. 2		4
	8	0765.92.185	Rosetta rasamento sp. 1	Shim th. 1		2
	8	0765.92.190	Rosetta rasamento sp. 0,5	Shim th. 0.5		4
	8	0765.92.205	Rosetta rasamento sp. 0,2	Shim th. 0.2		8
	8	852.1.214.1A	Rosetta rasamento sp. 1,8	Shim th. 1.8		1
	9	799.1.061.1A	Molla bilanciere chiusura	Closing rocker spring		1
	10	821.1.111.2A	Perno bilanciere	Rocker shaft		4
	11	463.2.010.9A	Guarnizione OR	O-ring		2

EMESSO: 11 - 09 ISSUED: 11 - 09

TAVOLA
DRAWING

015 TESTA ORIZZONTALE HORIZONTAL HEAD

19 Registro bilanc. apertura Adjustment Réglage Ventilkäppchen		17 Registro bilanc. chiusura Adjustment Réglage Ventilkäppchen	
840.1.031.1A -	1,8	840.1.041.1B -	2,20
840.1.032.1A -	1,85	840.1.042.1B -	2,25
840.1.033.1A -	1,9	840.1.043.1B -	2,30
840.1.034.1A -	1,95	840.1.044.1B -	2,35
840.1.001.1A -	2,0	840.1.045.1B -	2,40
840.1.002.1A -	2,05	840.1.046.1B -	2,45
840.1.003.1A -	2,1	840.1.047.1B -	2,5
840.1.004.1A -	2,15	840.1.048.1B -	2,55
840.1.005.1A -	2,2	840.1.049.1B -	2,6
840.1.006.1A -	2,25	840.1.050.1B -	2,65
840.1.007.1A -	2,3	840.1.051.1B -	2,7
840.1.008.1A -	2,35	840.1.052.1B -	2,75
840.1.009.1A -	2,4	840.1.053.1B -	2,8
840.1.010.1A -	2,45	840.1.054.1B -	2,85
840.1.011.1A -	2,5	840.1.055.1B -	2,9
840.1.012.1A -	2,55	840.1.056.1B -	2,95
840.1.013.1A -	2,6	840.1.057.1B -	3,0
840.1.014.1A -	2,65	840.1.058.1B -	3,05
840.1.015.1A -	2,7	840.1.059.1B -	3,1
840.1.016.1A -	2,75		
840.1.017.1A -	2,8		
840.1.018.1A -	2,85		
840.1.019.1A -	2,9		
840.1.020.1A -	2,95		
840.1.021.1A -	3,0		
840.1.022.1A -	3,05		
840.1.023.1A -	3,1		
840.1.024.1A -	3,15		
840.1.025.1A -	3,2		
840.1.026.1A -	3,25		
840.1.027.1A -	3,3		
840.1.028.1A -	3,35		
840.1.029.1A -	3,4		
840.1.0301A -	3,45		

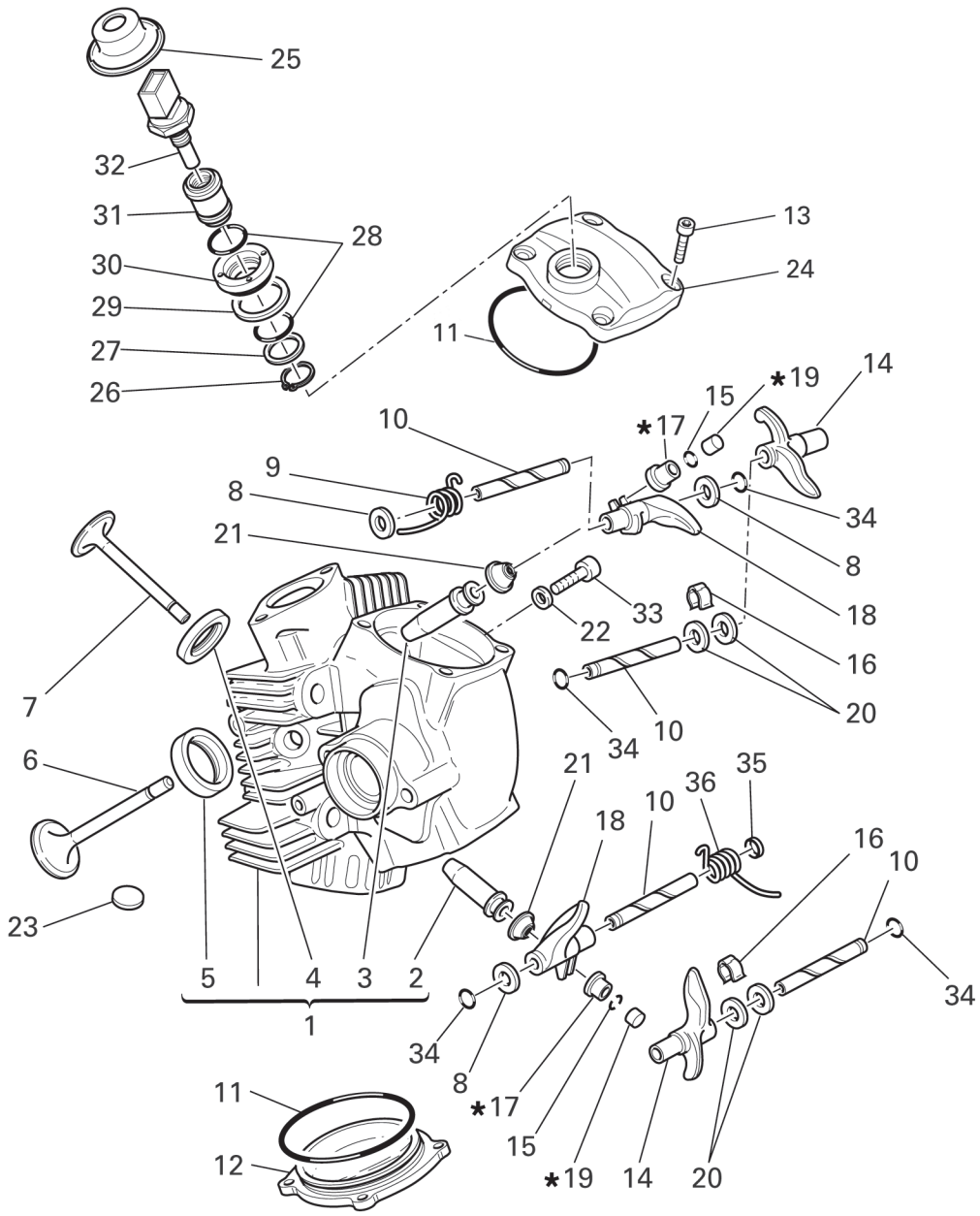

TAVOLA DRAWING **015** **TESTA ORIZZONTALE** **HORIZONTAL HEAD**

NOTE NOTES	POS. NO.	N.CODICE CODE NO.	DENOMINAZIONE	DESCRIPTION	MODELLO MODEL	Q.TA' Q.TY
	12	240.2.026.1BB	Coperchio valvole	Valve cover		1
	13	771.5.066.8B	Vite	Screw		8
	14	208.1.012.4A	Bilanciere apertura	Opening rocker		2
	15	669.1.001.1E	Semianelli	Split rings		4
	16	0375.92.210	Molletta	Spring		2
	17	840.2.002.1B	Vedi tavola	See table		2
	18	209.1.041.1A	Bilanciere chiusura	Closing rocker		2
	19	840.2.001.1A	Vedi tavola	See table		2
	20	0647.70.010	Rosetta rasamento	Shim		4
	21	764.1.002.1A	Gommino	Rubber pad		2
	22	852.5.023.1A	Guarnizione	Gasket		1
	23	700.1.040.1A	Gommino antivibrante	Vibration damper pad		27
	24	506307040	Coperchio valvole aspirazione	Intake valve cover		1
	25	672.1.034.1A	Cappuccio in gomma	Rubber cap		1
	26	73500.1747	Anello elastico	Snap ring		1
	27	713.1.137.1A	Distanziale	Spacer		1
	28	886.4.028.1A	Anello OR	O-Ring		2
	29	787.1.008.1A	Guarnizione alluminio	Aluminium gasket		1
	30	703.1.019.1A	Ghiera	Ring nut		1
	31	829.1.235.1A	Supporto sensore	Holder sensor		1
	32	552.4.013.1A	Sensore	Sensor		1
	33	779.1.133.1A	Vite	Screw		1
	34	463.2.026.1A	Guarnizione OR	O-ring		4
	35	713.1.352.1A	Distanziale	Spacer		1
	36	799.1.247.2A	Molla bilanciere chiusura	Closing rocker spring		1

EMESSO: 11 - 09 ISSUED: 11 - 09

TAVOLA
DRAWING

016 COLLETTORI ASPIRAZIONE INLET DICT

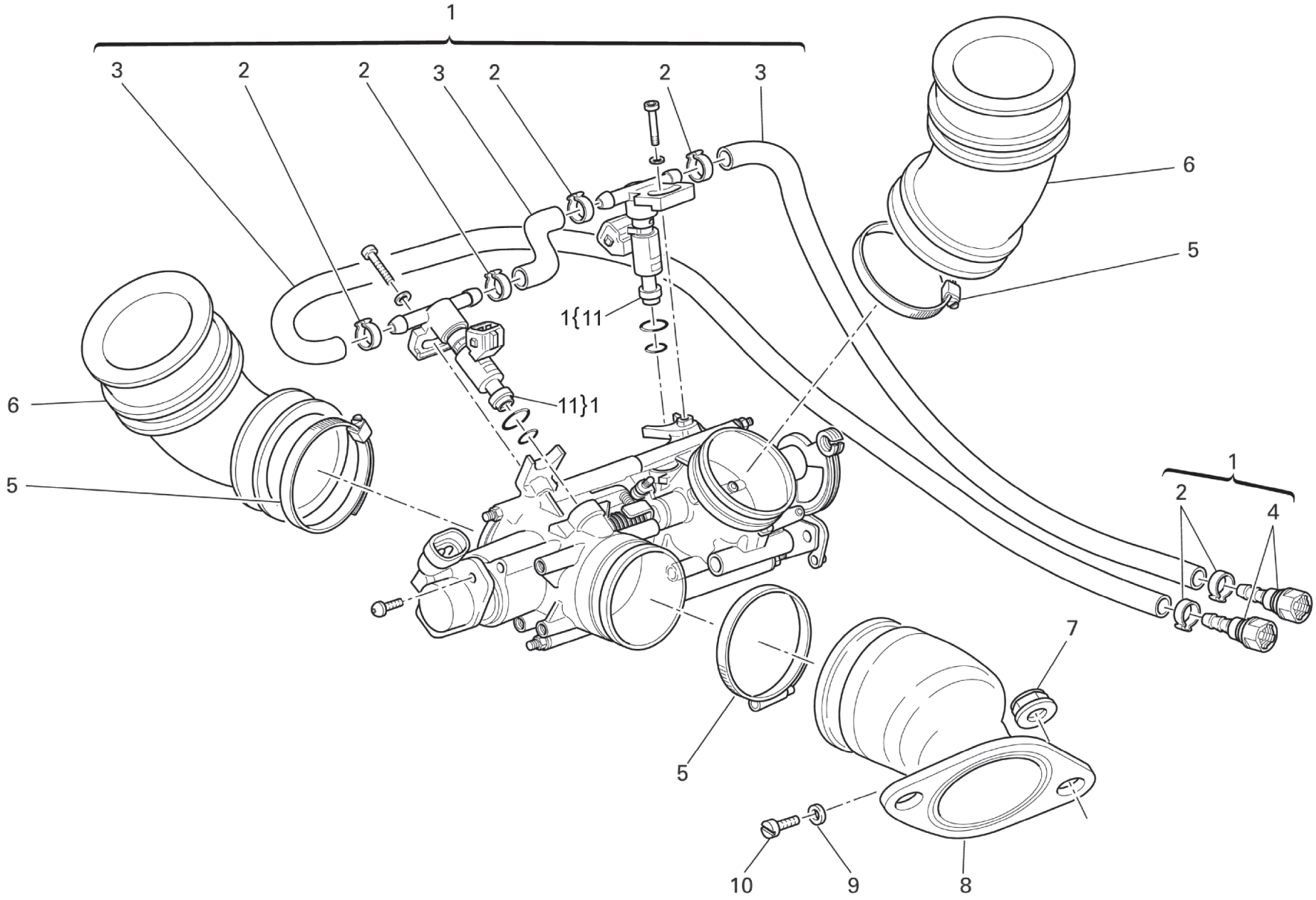

TAVOLA DRAWING **016** **COLLETTORI ASPIRAZIONE** **INLET DICT**

NOTE NOTES	POS. NO.	N.CODICE CODE NO.	DENOMINAZIONE	DESCRIPTION	MODELLO MODEL	Q.TA' Q.TY
○	1	250000128	Assieme gruppo alimentazione	Feed unit assembly		1
●	2	215000075	Fascetta	Clamp		6
●	3	216000067	Tubo	Tube		2
●	4	215001179	Raccordo rapido	Quick-coupling union		2
	5	215000599	Fascetta	Clamp		4
	6	250000130	Manicotto	Hose		2
	7	748.1.039.1A	Dado	Nut		4
	8	137.2.003.4A	Condotto aspirazione	Intake duct		2
	9	0250.70.223	Guarnizione alluminio	Aluminium gasket		2
	10	201030111	Vite	Screw		2
●	11	250000184	Iniettore	Injector		2

EMESSO: 11 - 09 ISSUED: 11 - 09

TAVOLA
DRAWING

017 TELAIO FRAME

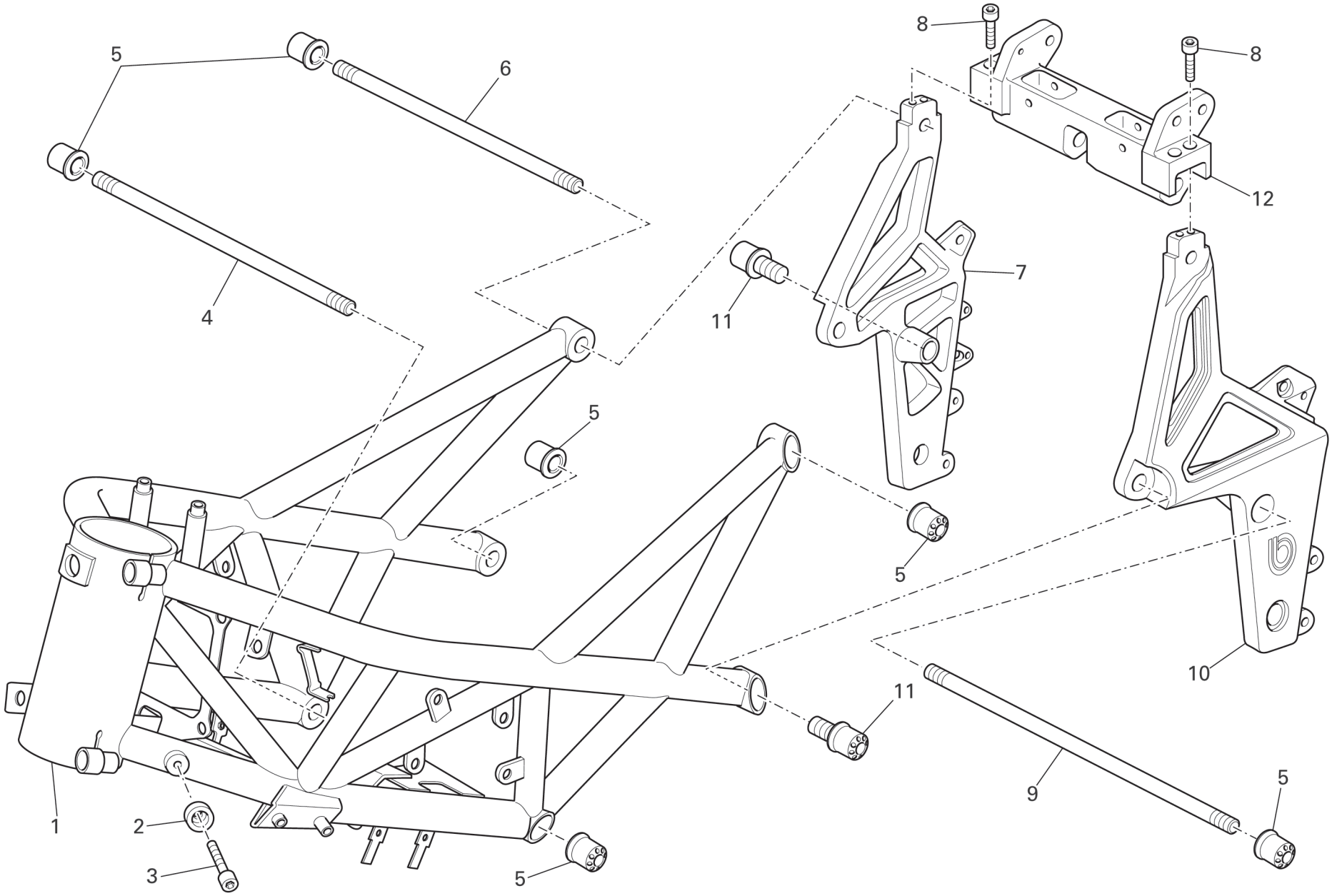

TAVOLA DRAWING **017** **TELAIO** **FRAME**

NOTE NOTES	POS. NO.	N.CODICE CODE NO.	DENOMINAZIONE	DESCRIPTION	MODELLO MODEL	Q.TA' Q.TY
	1	506360010	Telaio (ROSSO)	Frame (RED)	4T1 - 4T2	1
	1	506660010	Telaio (BIANCO)	Frame (WHITE)	4T3	1
	1	506860020	Telaio (NERO OPACO)	Frame (MATTE BLACK)	4T4	1
	2	506360150	Distanziale	Spacer		2
	3	201030114	Vite	Screw		2
	4	506160050	Tirante (L=238 mm)	Tie rod (L=238 mm)		1
	5	506199040	Dado speciale	Special nut		6
	6	506160060	Tirante (L=226 mm)	Tie rod (L=226 mm)		1
	7	506360030	Piastra destra	R. H. Plate		1
	8	201041021	Vite	Screw		4
	9	506160070	Tirante (L=285 mm)	Tie rod (L=285 mm)		1
	10	506360020	Piastra sinistra	L. H. Plate		1
	11	506399040	Bussola	Bush		2
	12	506360040	Traverso chiusura telaio	Frame block support		1

EMESSO: 11 - 09 ISSUED: 11 - 09

TAVOLA
DRAWING

018 FORCELLA ANTERIORE FRONT FORK

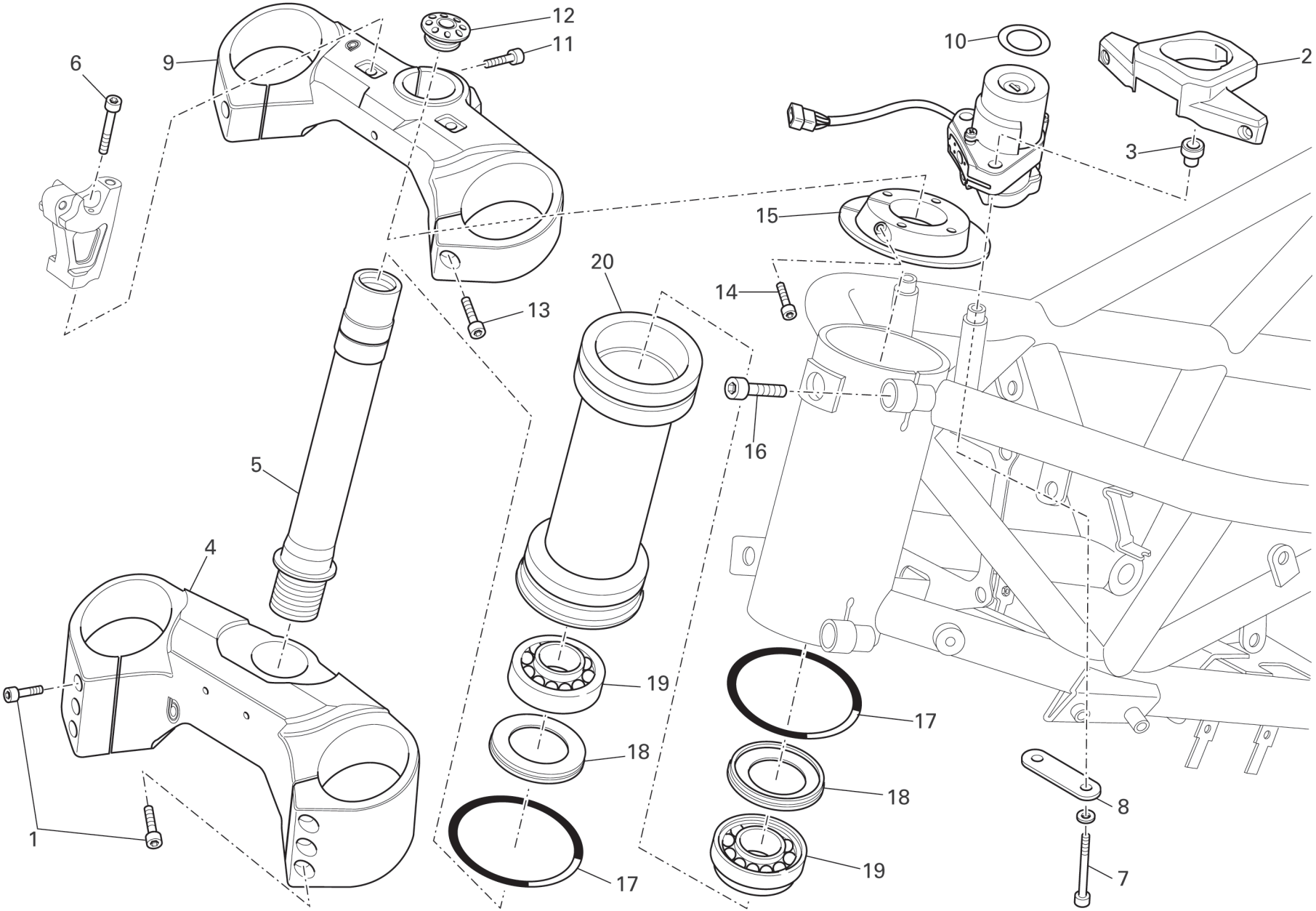

TAVOLA DRAWING **018** **FORCELLA ANTERIORE** **FRONT FORK**

NOTE NOTES	POS. NO.	N.CODICE CODE NO.	DENOMINAZIONE	DESCRIPTION	MODELLO MODEL	Q.TA' Q.TY
	1	201041001	Vite	Screw		6
	2	506372030	Supporto	Holder		1
	3	506372110	Boccola	Bush		2
	4	506361020	Base di sterzo	Steering head base		1
	5	506161020	Perno di rotazione	Pivot		1
	6	201040145	Vite	Screw		2
	7	201040146	Vite	Screw		2
	8	506390170	Piastrino	Plate		1
	9	506361010	Testa di sterzo	Steering head		1
	10	506161120	Adesivo	Sticker		1
	11	201041010	Vite	Screw		1
	12	506161070	Vite speciale	Special screw		1
	13	201041005	Vite	Screw		2
	14	201041009	Vite	Screw		1
	15	506161060	Ghiera	Ring nut		1
	16	201041010	Vite	Screw		2
	17	204010052	Anello OR	O-Ring		2
	18	506161050	Parapolvere	Dust seal		2
	19	250000162	Cuscinetto	Bearing		2
	20	506161040	Cannotto	Steering tube		1

EMESSO: 11 - 09 ISSUED: 11 - 09

TAVOLA
DRAWING

018a MANUBRIO E COMANDI HANDLEBAR AND CONTROLS

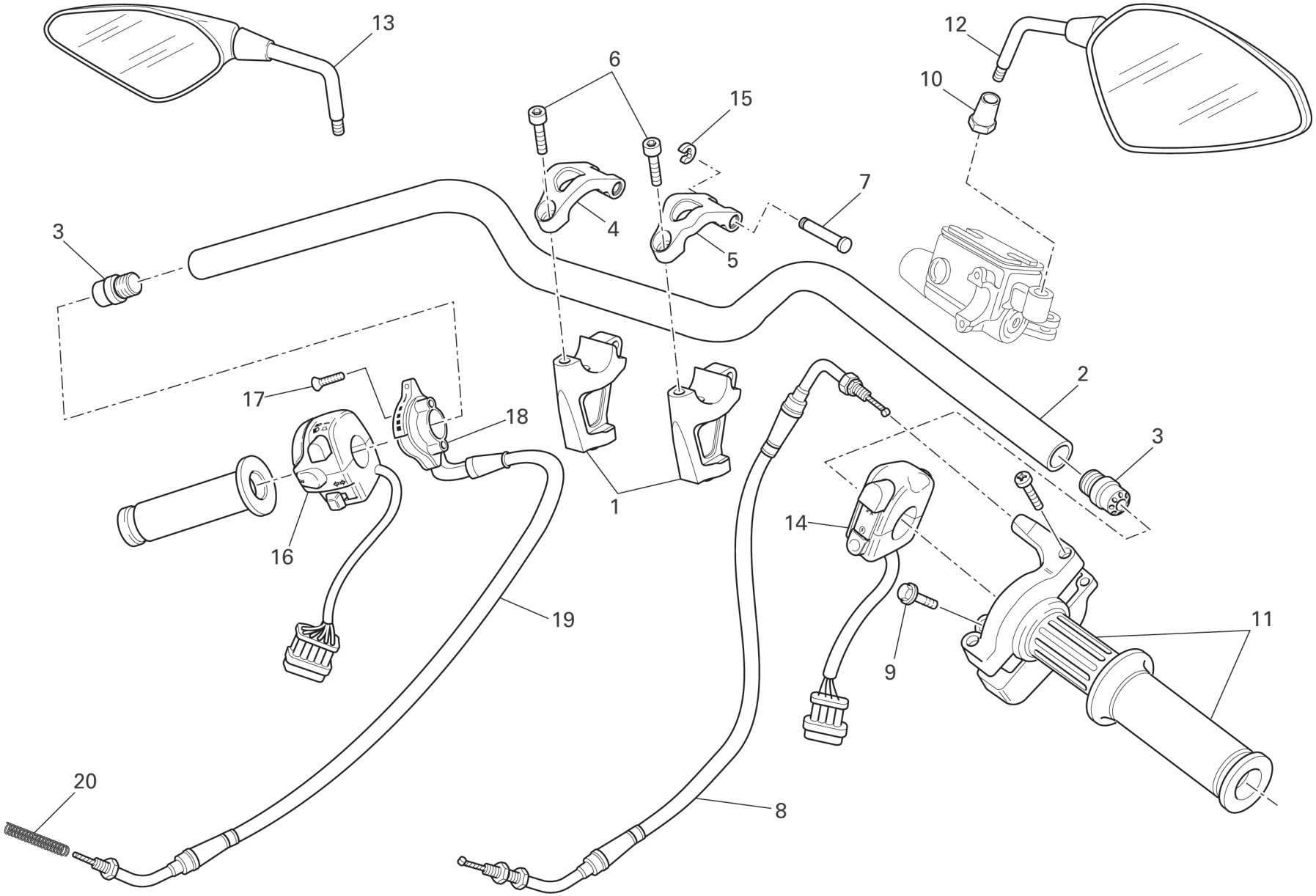

TAVOLA DRAWING **018a** **SISTEMA DI STERZO** **STEERING SYSTEM**

NOTE NOTES	POS. NO.	N.CODICE CODE NO.	DENOMINAZIONE	DESCRIPTION	MODELLO MODEL	Q.TA' Q.TY
	1	506361030	Supporto	Holder		2
	2	506361060	Manubrio	Handlebar		1
	3	506361070	Tappo	Cap		2
	4	506361050	Cavallotto	Bracket		1
	5	506361040	Cavallotto	Bracket		1
	6	201041010	Vite	Screw		2
	7	506182110	Piolo	Pin		2
	8	506382310	Trasmissione comando gas	Throttle control transmission		1
	9	201050057	Vite	Screw		2
	10	506370280	Supporto specchio	Mirror holder		2
	11	215000705	Comando gas	Throttle control		1
	12	506370290	Specchio retrovisore Dx.	R.H. rear-view mirror		2
	13	506370300	Specchio retrovisore Sx.	L.H. rear-view mirror		1
	14	210000578	Commutatore Dx.	R.H. switch		1
	15	214000097	Anello di fermo	Check ring		2
	16	210000579	Commutatore Sx.	L.H. switch		1
	17	201180009	Grano filettato	Threaded dowel		1
	18	215001058	Comando starter	Starter control		1
	19	506382320	Trasmissione comando starter	Starter control transmission		1
	20	215000983	Molla	Spring		1

EMESSO: 11 - 09 ISSUED: 11 - 09

TAVOLA
DRAWING

018b COMANDO FRIZIONE E FRENO CLUTCH AND BRAKE CONTROL

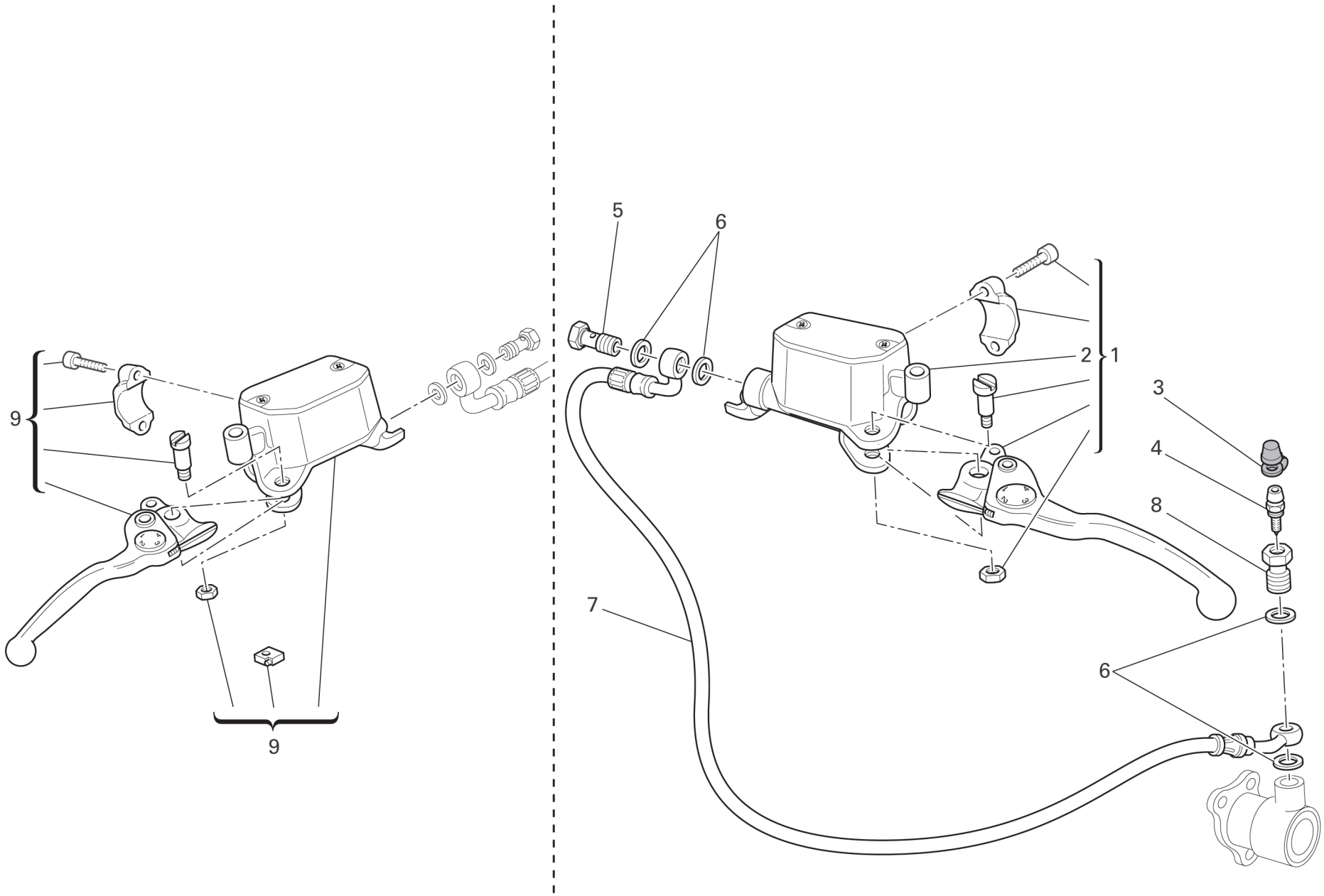

TAVOLA DRAWING **018b** **COMANDO FRIZIONE E FRENO** **CLUTCH AND BRAKE CONTROL**

NOTE NOTES	POS. NO.	N.CODICE CODE NO.	DENOMINAZIONE	DESCRIPTION	MODELLO MODEL	Q.TA' Q.TY
○	1	506311020	Pompa comando frizione completa	Complete clutch drive pump		1
●	2	211031065	Pompa comando frizione	Clutch drive pump		1
	3	105150210	Tappo in gomma	Rubber cap		1
	4	216000048	Spurgo	Bleed		1
	5	216000046	Vite forata	Drilled screw		1
	6	216000044	Guarnizione alluminio	Aluminium gasket		4
	7	506311010	Tubo comando frizione	Clutch control pipe		1
	8	216000047	Vite forata	Drilled screw		1
	9	211031066	Pompa freno anteriore	Front brake pump		1

EMESSO: 11 - 09 ISSUED: 11 - 09

TAVOLA
DRAWING

019 FORCELLA ANTERIORE FRONT FORK

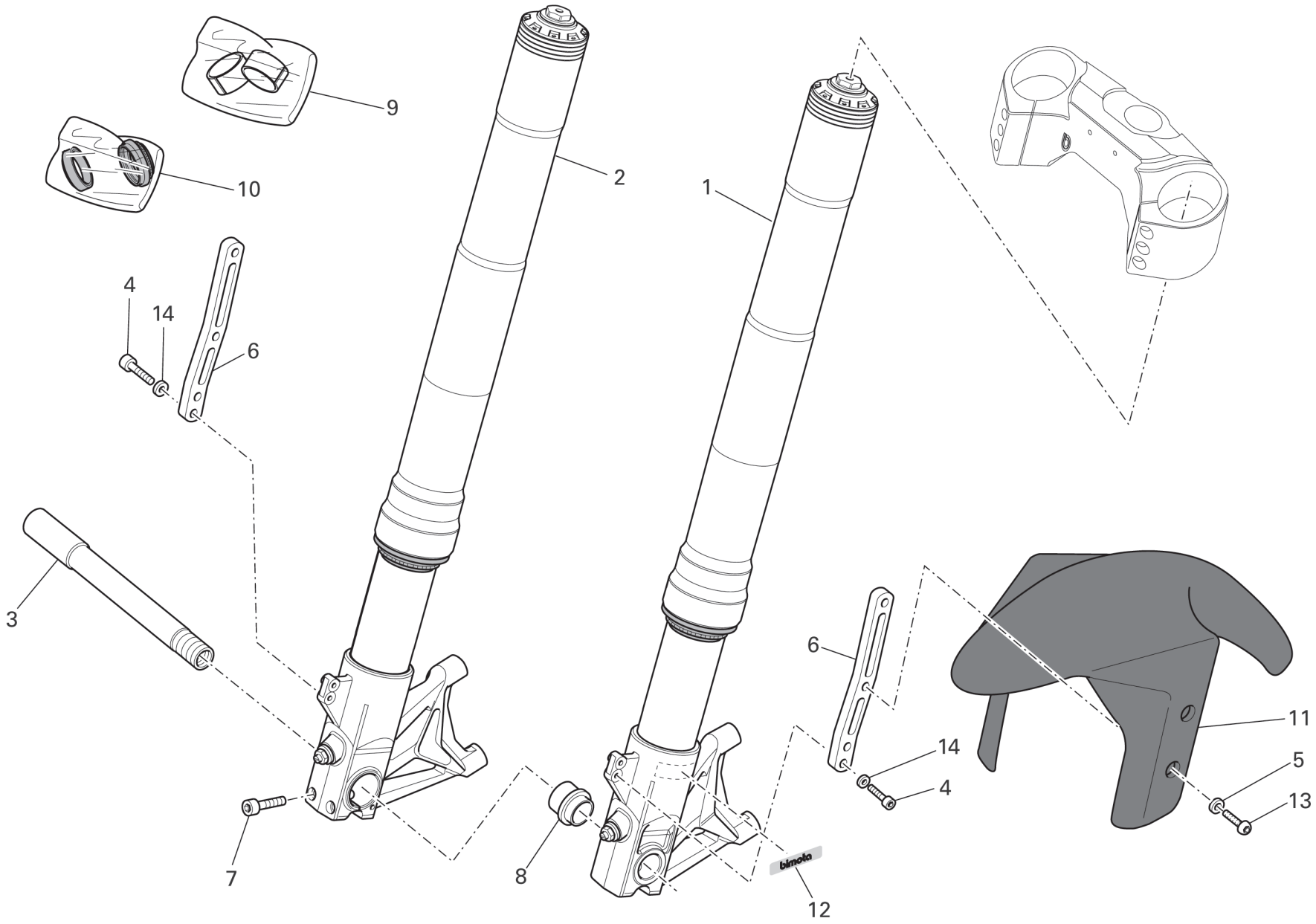

TAVOLA DRAWING **019** **FORCELLA ANTERIORE** **FRONT FORK**

NOTE NOTES	POS. NO.	N.CODICE CODE NO.	DENOMINAZIONE	DESCRIPTION	MODELLO MODEL	Q.TA' Q.TY
	1	213000099	Forcella sinistra	L.H. fork leg		1
	2	213000098	Forcella destra	R.H. fork leg		1
	3	506381030	Perno ruota anteriore	Front wheel spindle		1
	4	201041009	Vite	Screw		4
	5	215000003	Rosetta nylon	Nylon washer		4
	6	506370270	Staffa	Bracket		2
	7	201041035	Vite	Screw		2
	8	506381020	Distanziale	Spacer		1
	9	849340055	Kit boccole di scorrimento	Sliding bushes kit		2
	10	849340054	Kit tenuta	Seat kit		2
	11	506370040	Parafango anteriore	Front mudguard		1
	12	506361080	Decalcomania "bimota"	Sticker "bimota"		2
	13	201030111	Vite	Screw		4
	14	203010029	Rosetta D5	Washer		4

EMESSO: 11 - 09 ISSUED: 11 - 09

TAVOLA
DRAWING

020 FORCELLONE POSTERIORE REAR SWINGARM

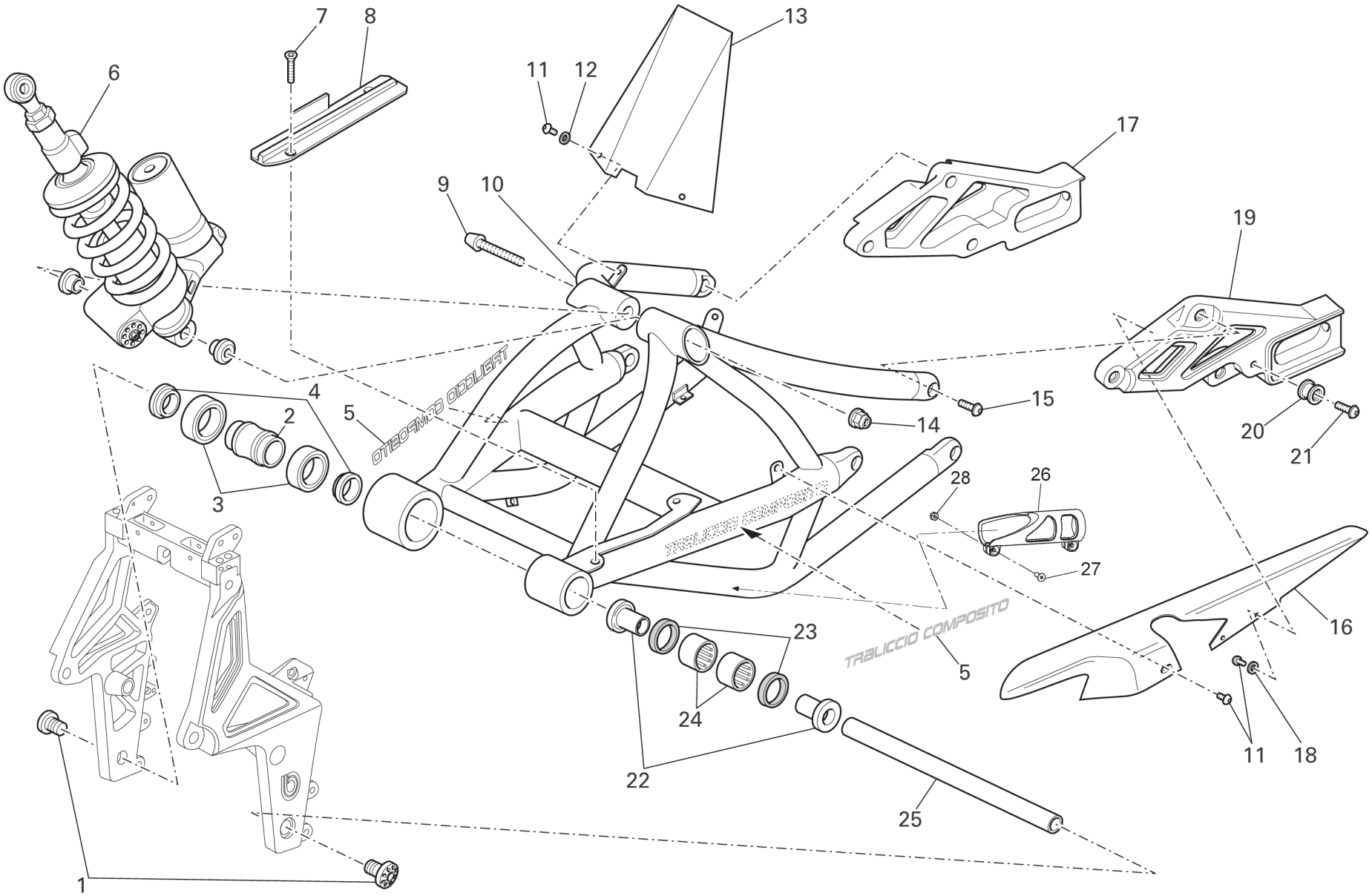

TAVOLA DRAWING **020** **FORCELLONE POSTERIORE** **REAR SWINGARM**

NOTE NOTES	POS. NO.	N.CODICE CODE NO.	DENOMINAZIONE	DESCRIPTION	MODELLO MODEL	Q.TA' Q.TY
	1	506199010	Vite speciale	Special screw		2
	2	506163060	Distanziale interno	Inner spacer		1
	3	206010012	Cuscinetto	Bearing		2
	4	506163070	Bussola	Bush		2
	5	506370450	Decalcomania "traliccio composito" (NERO)	Sticker "traliccio composito" (BLACK)	4T1 - 4T2 - 4T3	2
	5	506163380	Decalcomania "traliccio composito" (ARGENTO)	Sticker "traliccio composito" (SILVER)	4T4	2
	6	213000095	Ammortizzatore	Shock absorber		1
	7	201050067	Vite	Screw		2
	8	506163100	Pattino catena	Chain sliding shoe		1
	9	503462180	Vite ammortizzatore	Shock absorber screw		1
	10	506363010	Forcellone posteriore (ROSSO)	Swingarm (RED)	4T1 - 4T2	1
	10	506663010	Forcellone posteriore (BIANCO)	Swingarm (WHITE)	4T3	1
	10	506863020	Forcellone posteriore (NERO OPACO)	Swingarm (MATTE BLACK)	4T4	1
	11	201030115	Vite	Screw		5
	12	215000003	Rosetta nylon	Nylon washer		2
	13	506170160	Parafango posteriore	Rear mudguard		1
	14	202090011	Dado	Nut		1
	15	506199020	Vite speciale	Special screw		6
	16	506170320	Paracatena superiore	Upper chain guard		1
	17	506363020	Piastra destra	R. H. Plate		1
	18	203030016	Rondella	Washer		2
	19	506363030	Piastra sinistra	L. H. Plate		1
	20	506163090	Boccola	Bush		2
	21	201041028	Vite	Screw		2
	22	506163050	Bussola porta cuscinetto	Bearing holder bush		2

EMESSO: 11 - 09 ISSUED: 11 - 09

TAVOLA
DRAWING

020 FORCELLONE POSTERIORE REAR SWINGARM

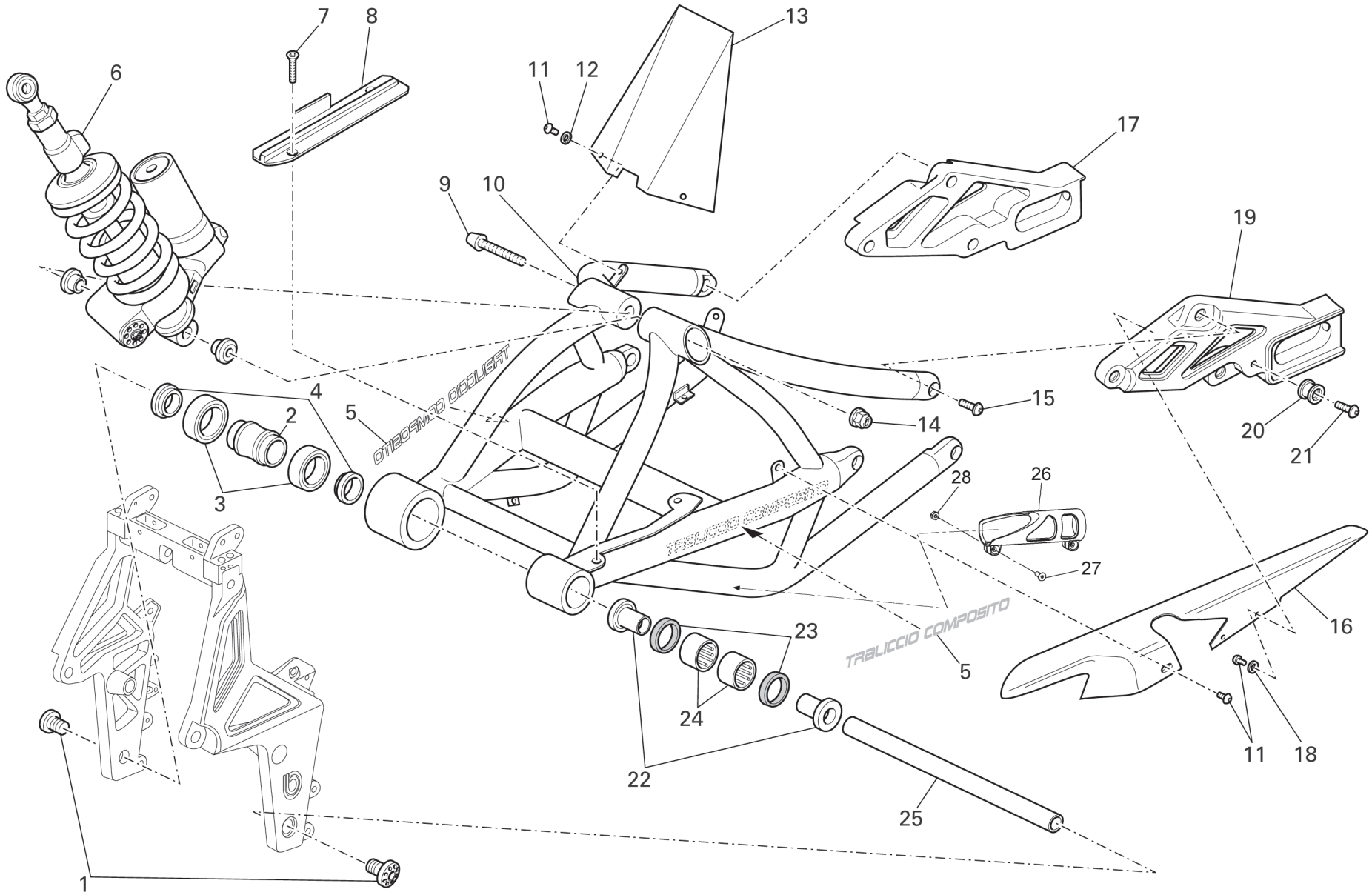

TAVOLA DRAWING **020** **FORCELLONE POSTERIORE** **REAR SWINGARM**

NOTE NOTES	POS. NO.	N.CODICE CODE NO.	DENOMINAZIONE	DESCRIPTION	MODELLO MODEL	Q.TA' Q.TY
	23	204010051	Parapolvere	Dust seal		2
	24	206020060	Cuscinetto a rullini	Needle bearing		2
	25	506163080	Perno forcellone	Swingarm pivot		1
	26	506363070	Protezione Catena per Forcellone	Swingarm chain protection		1
	27	201050071	Vite M4x16	Screw		2
	28	202030016	Dado	Nut		2

EMESSO: 11 - 09 ISSUED: 11 - 09

TAVOLA
DRAWING

021 PEDANA SINISTRA L.H. FOOT REST

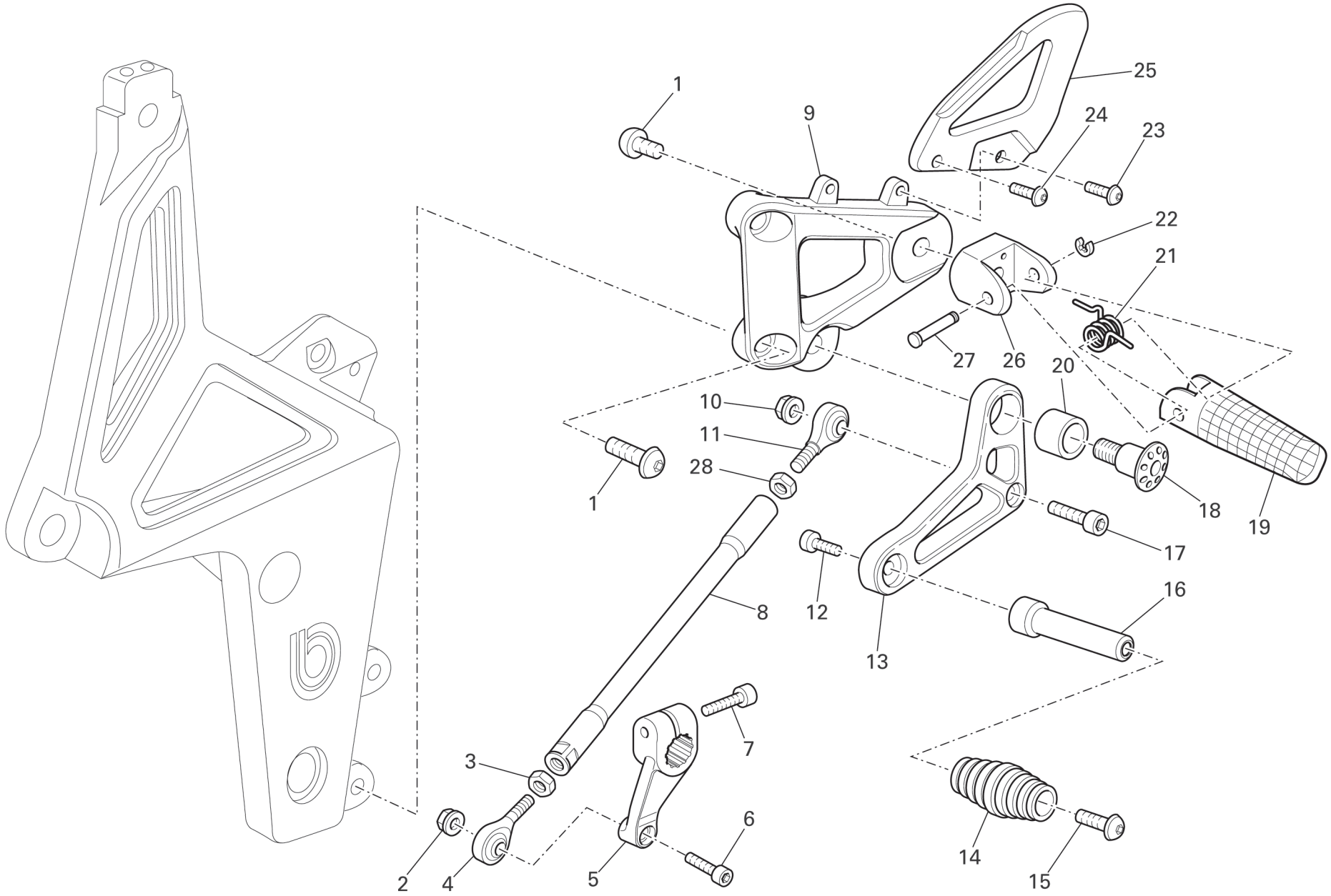

TAVOLA DRAWING **021** **PEDANA SINISTRA** **L.H. FOOT REST**

NOTE NOTES	POS. NO.	N.CODICE CODE NO.	DENOMINAZIONE	DESCRIPTION	MODELLO MODEL	Q.TA' Q.TY
	1	506199060	Vite Speciale M8x1,25x18 El Bombata	Screw		1
	2	202030015	Dado M5 Autobloccante	Nut		2
	3	202010026	Dado M5 EN24032 Chromiting	Nut		1
	4	207020022	Snodo Sferico M5	Ball joint		1
	5	506182140	Rinvio Cambio	Gearchange lever		1
	6	201040147	Vite M5x18	Screw		1
	7	201041020	Vite M6x20	Screw		1
	8	506182090	Asta Comando Cambio	Gearbox trasmission rod		1
	9	506382290	Supporto Pedana Sinistra	L.H. holder		1
	11	202010027	Dado	Nut		1
	11	207020023	Snodo Sferico M5 Sinistro	Ball joint		1
	12	201041026	Vite M5x12	Screw		1
	13	506382220	Leva Cambio	Gearchange lever		1
	14	216000043	Gommino	Rubber pad		1
	15	201032001	Vite M5x12	Screw		1
	16	506382300	Piolo	Pin		1
	17	201040142	Vite M5x20	Screw		1
	18	506399010	Vite speciale	Special Screw		1
	19	506182030	Pedana Sinistra	Front L.H. foot peg		1
	20	214000100	Boccola in Teflon	Bush		1
	21	506182100	Molla Pedana	Spring		1
	22	214000097	Anello Arresto Radiale	Check ring		1
	23	201030110	Vite M4x10	Screw		1
	24	201030109	Vite M4x8	Screw		1
	25	506182050	Paratacco Sinistro	Left heel guard		1
	26	506182120	Forchetta Pedana	Holder		1
	27	506182110	Piolo Pedana	Pin		1
	28	202010027	Dado M5 Sinistro	Nut		1

EMESSO: 11 - 09 ISSUED: 11 - 09

TAVOLA
DRAWING

022 PEDANA DESTRA R.H. FOOT REST

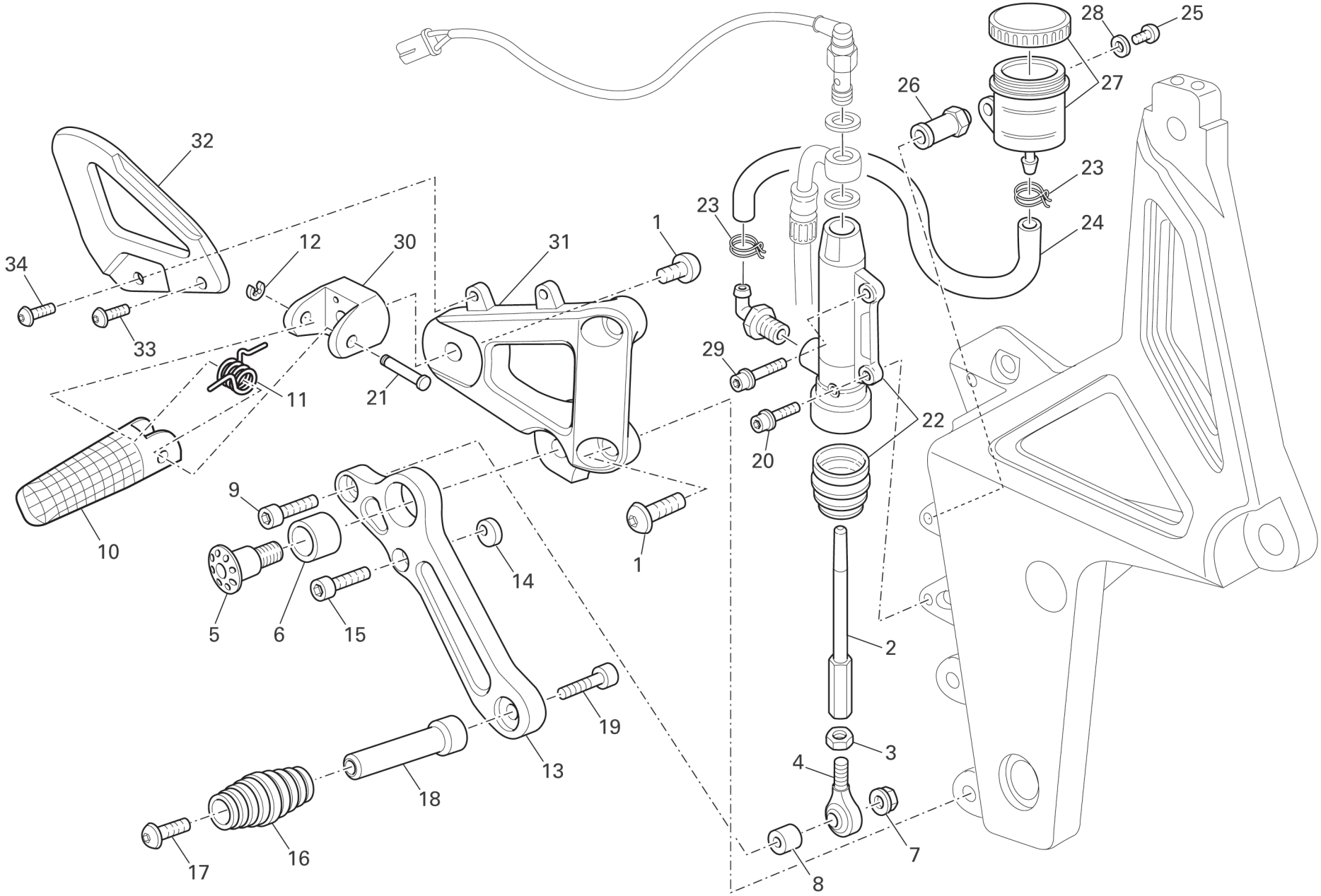

TAVOLA DRAWING **022** **PEDANA DESTRA** **R.H. FOOT REST**

NOTE NOTES	POS. NO.	N.CODICE CODE NO.	DENOMINAZIONE	DESCRIPTION	MODELLO MODEL	Q.TA' Q.TY
	1	506199060	Vite speciale	Special screw		3
	2	506382190	Asta di registro	Adjuster rod		1
	3	202010026	Dado	Nut		1
	4	207020022	Snodo sferico	Ball joint		1
	5	506399010	Vite speciale	Special screw		1
	6	214000100	Boccola	Bush		1
	7	202030015	Dado	Nut		1
	8	506382200	Distanziale	Spacer		1
	9	201041025	Vite	Screw		1
	10	506182040	Pedana anteriore Dx.	Front R.H. foot peg		1
	11	506182100	Molla	Spring		1
	12	214000097	Anello di fermo	Check ring		2
	13	506382230	Leva freno	Brake lever		1
	14	506382210	Eccentrico	Eccentric		1
	15	201041024	Vite	Screw		1
	16	216000043	Gommino	Rubber pad		1
	17	201032001	Vite	Screw		1
	18	506382300	Piolo	Pin		1
	19	201041026	Vite	Screw		1
	20	201041017	Vite	Screw		1
	21	506182110	Piolo	Pin		1
	22	211031067	Pompa freno posteriore	Rear brake pump		1
	23	215000049	Fascetta	Clamp		2
	24	101500008	Tubo	Tube	L=230mm	1
	25	201030115	Vite	Screw		1
	26	506380030	Distanziale	Spacer		1

EMESSO: 11 - 09 ISSUED: 11 - 09

TAVOLA
DRAWING

022 PEDANA DESTRA R.H. FOOT REST

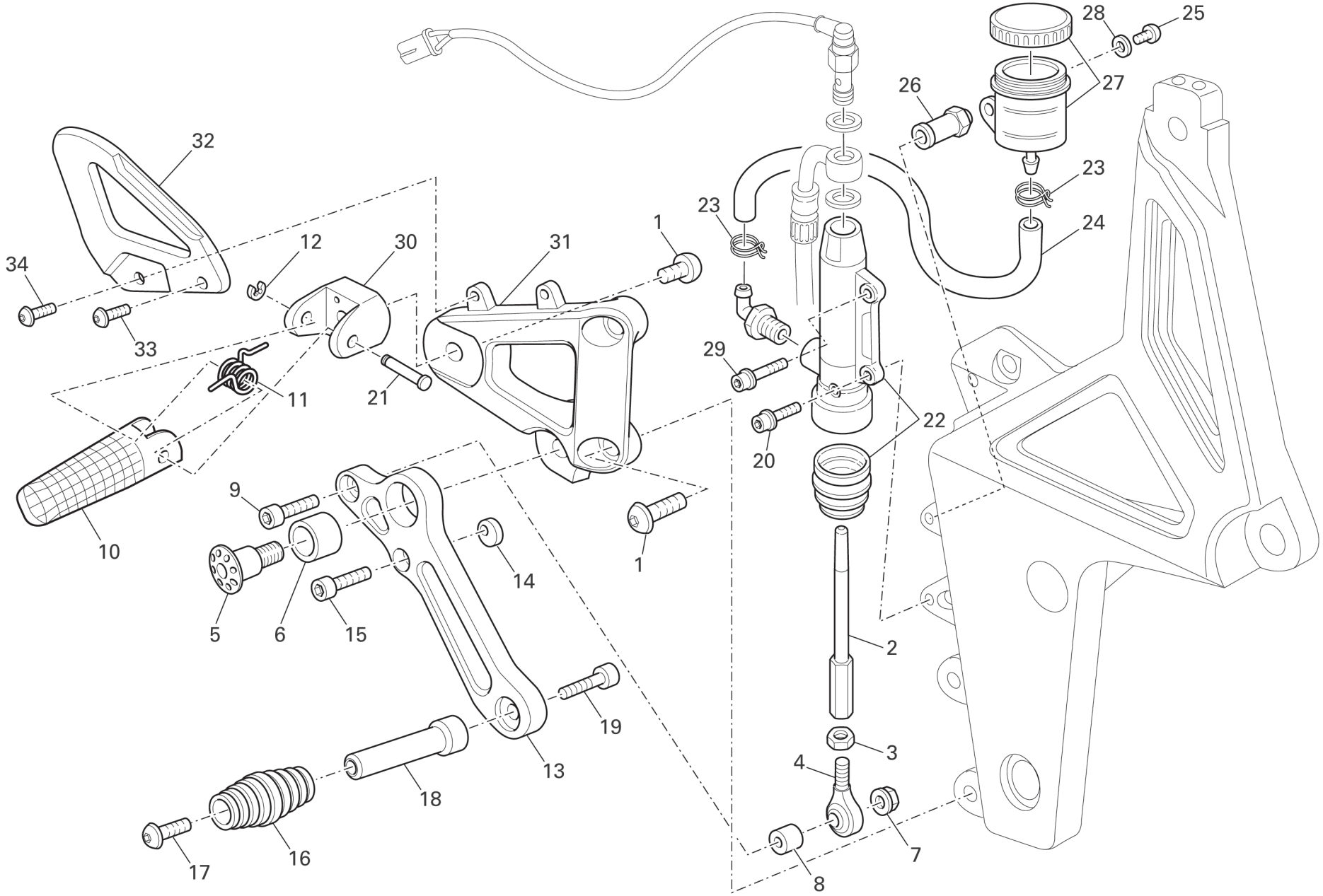

TAVOLA DRAWING **022** **PEDANA DESTRA** **R.H. FOOT REST**

NOTE NOTES	POS. NO.	N.CODICE CODE NO.	DENOMINAZIONE	DESCRIPTION	MODELLO MODEL	Q.TA' Q.TY
	27	211103004	Serbatoio S15 10,4446,40	Complete oil tank		1
	28	203010029	Rondella D5 UNI 6592 Chromiting	Washer		1
	29	201041039	Vite M6x22 TCEI CZ Chromiting	Screw		1
	30	506182120	Forchetta Pedana	Holder		1
	31	506382280	Supporto Pedana Destra	R.H. Holder		1
	32	506182060	Paratacco Destro	Right heel guard		1
	33	201030110	Vite M4x10 TBEI UNI 7380 Chromiting	Screw		1
	34	201030109	Vite M4x8 TBEI UNI 7380 Chromiting	Screw		1

EMESSO: 11 - 09 ISSUED: 11 - 09

TAVOLA
DRAWING

023 RADIATORE OLIO — OIL COOLER

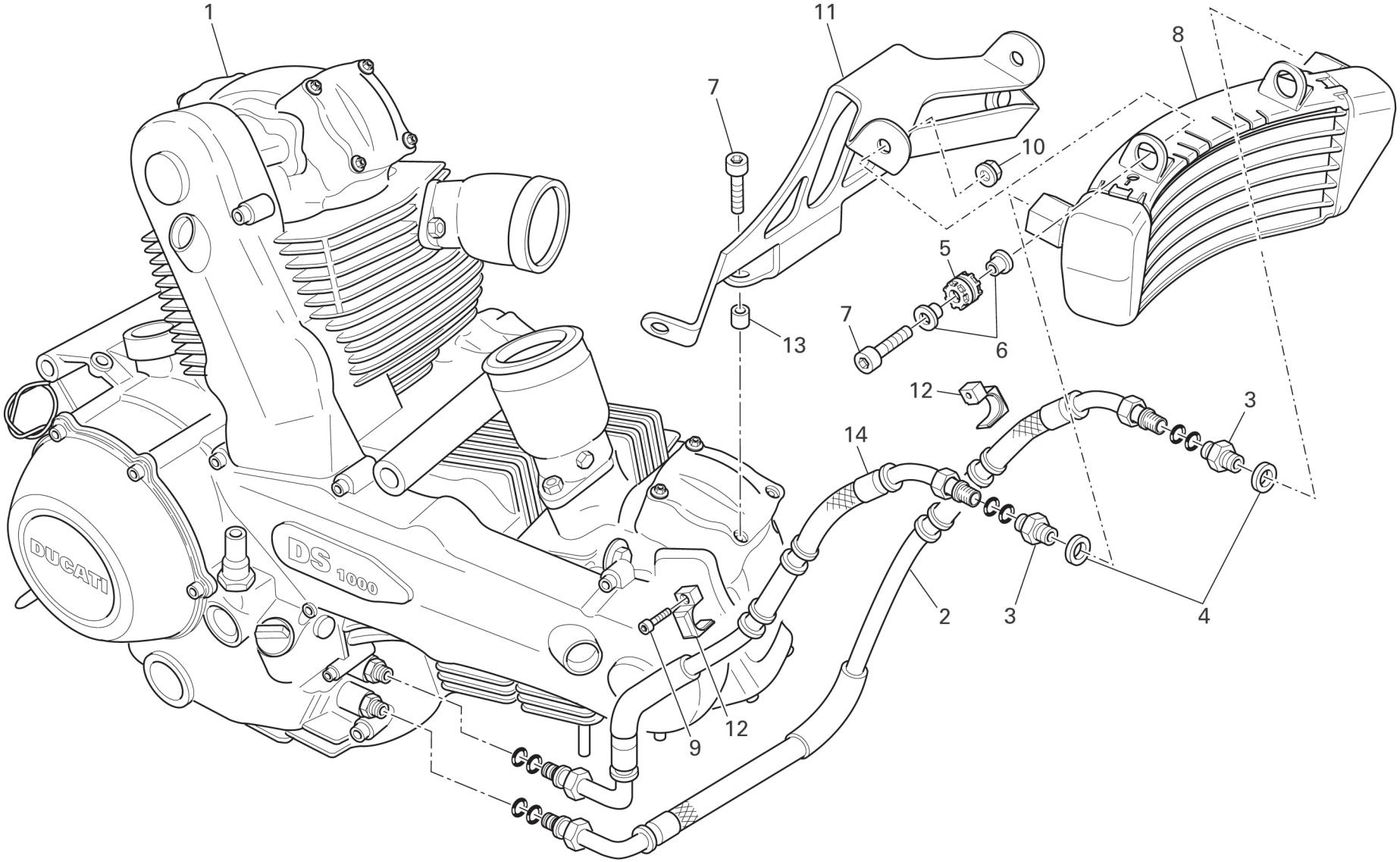

TAVOLA DRAWING **023** **RADIATORE OLIO** **OIL COOLER**

NOTE NOTES	POS. NO.	N.CODICE CODE NO.	DENOMINAZIONE	DESCRIPTION	MODELLO MODEL	Q.TA' Q.TY
	1	506307050	Motore	Engine		1
	2	506325020	Tubo mandata olio	Oil delivery pipe		1
	3	506125020	Nipplo	Nipple		2
	4	216000045	Rondella speciale	Special washer		2
	5	250000133	Gommino antivibrante	Vibration damper pad		2
	6	506199100	Boccola	Bush		4
	7	201041001	Vite	Screw		4
	8	506325010	Radiatore olio	Oil cooler		1
	9	201041026	Vite	Screw		4
	10	202090017	Dado	Nut		2
	11	506325040	Piastrino	Plate		1
	12	506325050	Supporto	Holder		4
	13	506325060	Boccola	Bush		2
	14	506325030	Tubo ritorno olio	Oil return pipe		1

EMESSO: 11 - 09 ISSUED: 11 - 09

TAVOLA
DRAWING

024 RUOTA ANTERIORE FRONT WHEEL

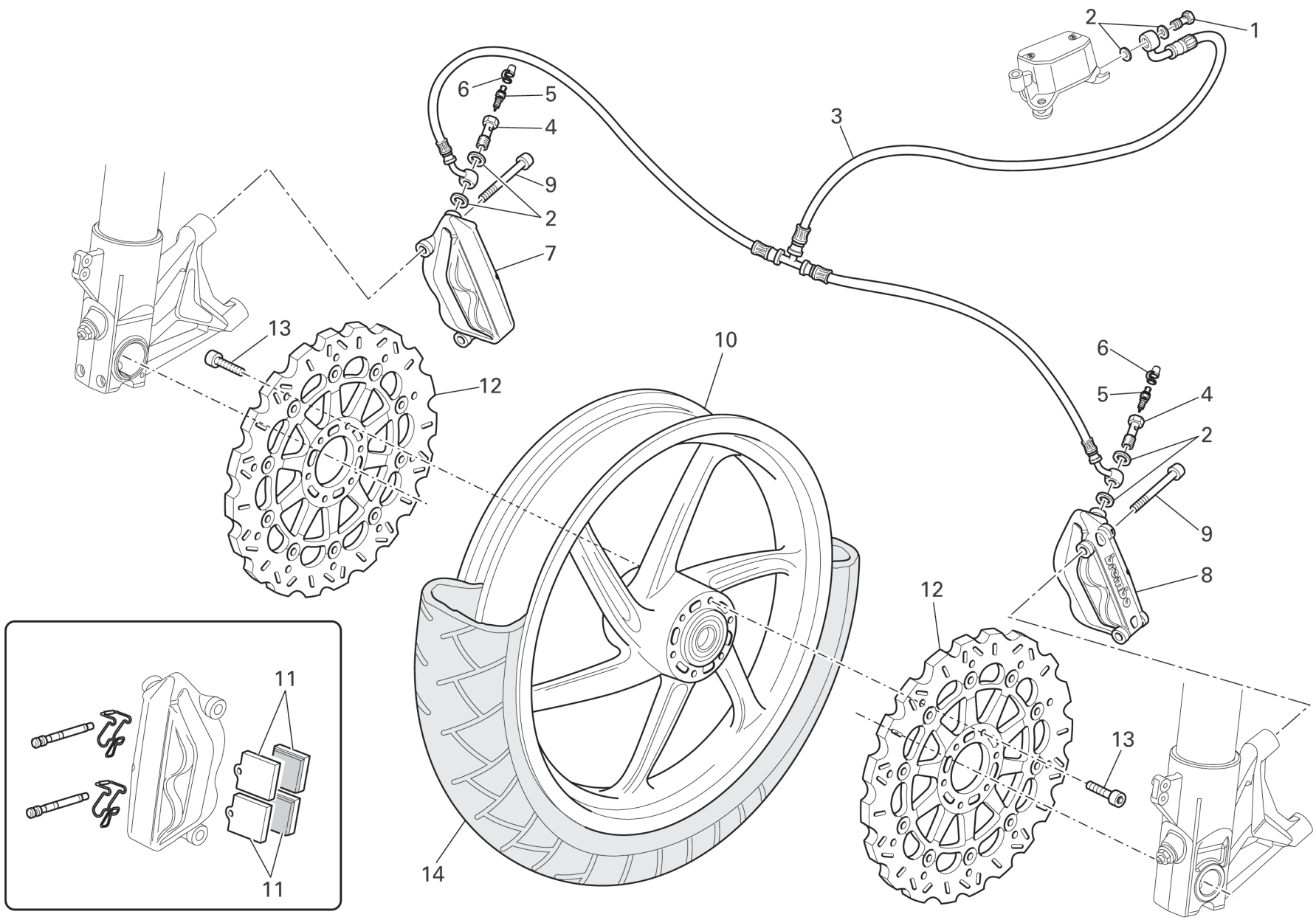

TAVOLA DRAWING **024** **RUOTA ANTERIORE** **FRONT WHEEL**

NOTE NOTES	POS. NO.	N.CODICE CODE NO.	DENOMINAZIONE	DESCRIPTION	MODELLO MODEL	Q.TA' Q.TY
	1	216000046	Vite forata	Drilled screw		1
	2	216000044	Guarnizione alluminio	Aluminium gasket		6
	3	506380010	Tubo freno anteriore	Front brake line		1
	4	216000047	Vite forata	Drilled screw		2
	5	216000048	Spurgo	Bleed		2
	6	105150210	Tappo in gomma	Rubber cap		2
	7	211021044	Pinza freno destra	R.H. brake caliper		1
	8	211021043	Pinza freno sinistra	L.H. brake caliper		1
	9	201041016	Vite	Screw		4
	10	506181130	Cerchio ruota anteriore (NERO)	Front wheel rim (BLACK)		1
	11	211082019	Coppia pastiglie anteriori	Front pads pair		4
	12	211011050	Disco freno anteriore	Front brake disc		2
	13	201041010	Vite	Screw		12
	14	208011091	Pneumatico anteriore	Front tyre		1

EMESSO: 11 - 09 ISSUED: 11 - 09

TAVOLA
DRAWING

025 RUOTA POSTERIORE REAR WHEEL

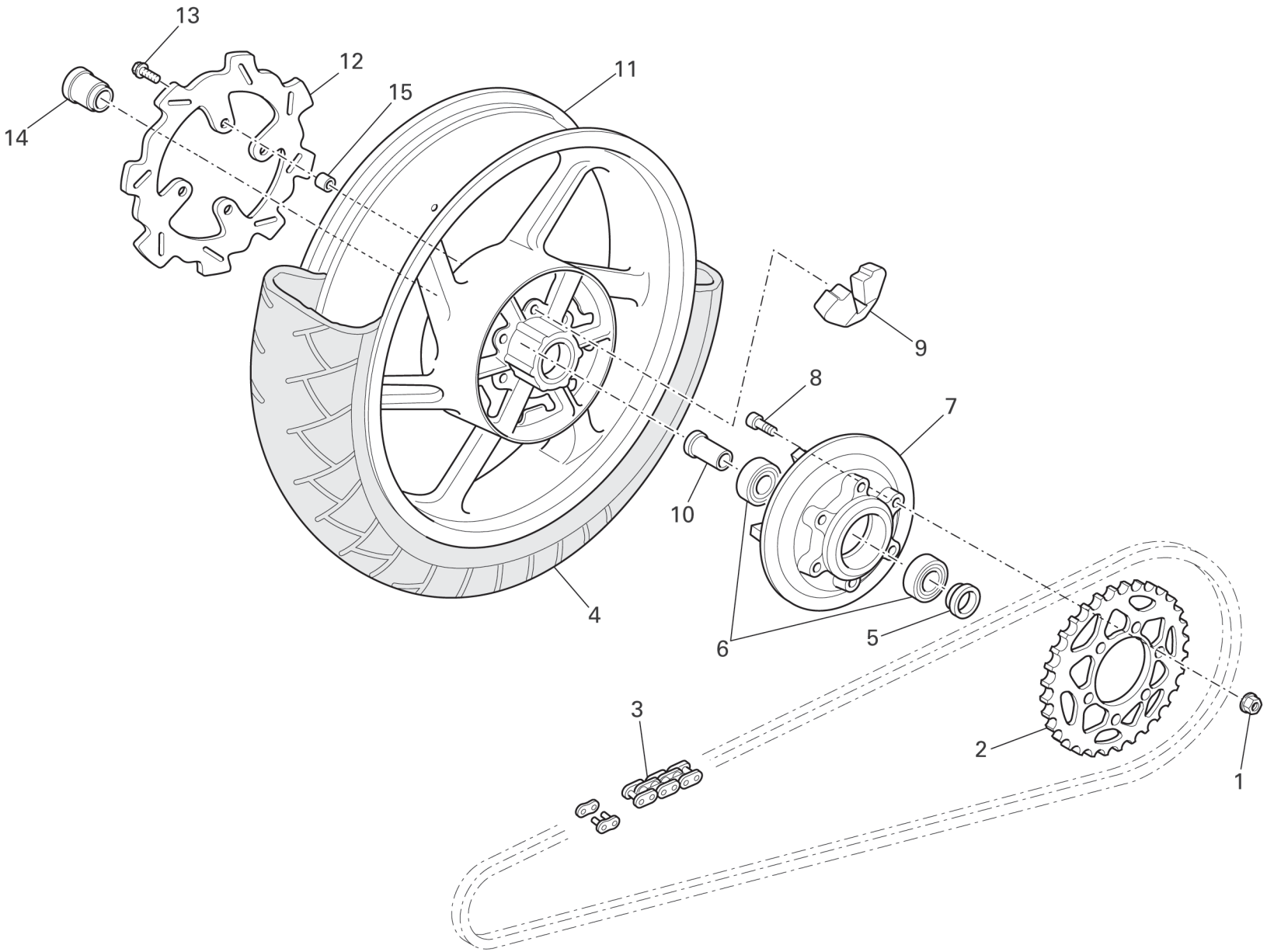

TAVOLA DRAWING **025** **RUOTA POSTERIORE** **REAR WHEEL**

NOTE NOTES	POS. NO.	N.CODICE CODE NO.	DENOMINAZIONE	DESCRIPTION	MODELLO MODEL	Q.TA' Q.TY
	1	202090016	Dado	Nut		6
	2	506381010	Corona z=40	Ring gear z=40		1
	3	221000039	Catena (101 Maglie)	Chain (101 Links)		1
	4	208011092	Pneumatico posteriore	Rear tyre		1
	5	506181030	Distanziale esterno	Outer spacer		1
	6	206010041	Cuscinetto	Bearing		2
	7	506181010	Flangia portacorona	Rear sprocket flange		1
	8	201040140	Vite	Screw		6
	9	212000031	Parastrappi	Rubber cush drive hub		6
	10	506181020	Distanziale interno	Inner spacer		1
	11	506181140	Cerchio ruota posteriore (NERO)	Rear wheel rim (BLACK)		1
	12	211011051	Disco freno posteriore	Rear brake disc		1
	13	201020073	Vite	Screw		4
	14	506181050	Distanziale Dx.	R.H. spacer		1
	15	506381040	Distanziale	Spacer		4

EMESSO: 11 - 09 ISSUED: 11 - 09

TAVOLA
DRAWING

026 FRENO IDRAULICO POSTERIORE REAR HYDRAULIC BRAKE

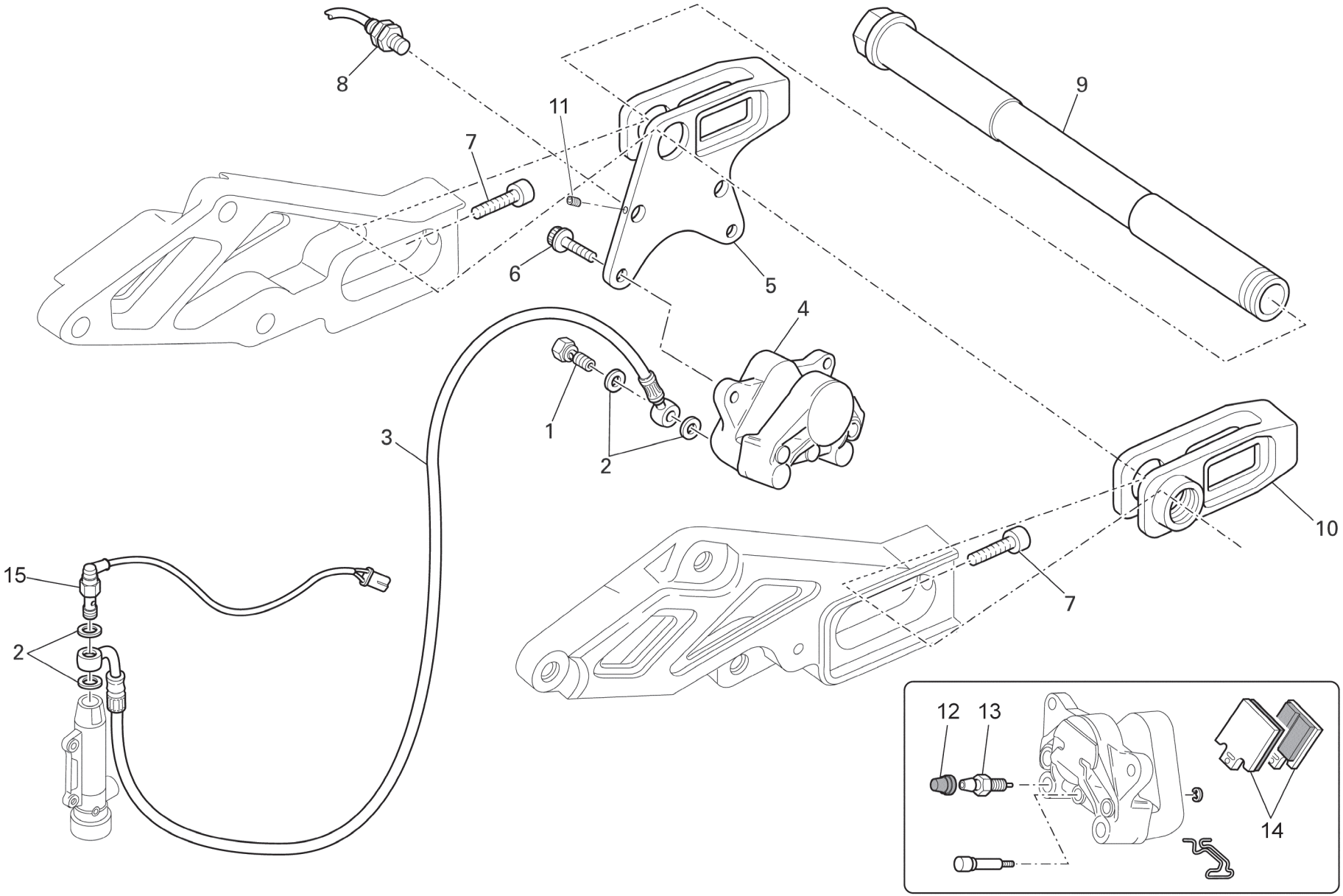

TAVOLA DRAWING **026** **FRENO IDRAULICO POSTERIORE** **REAR HYDRAULIC BRAKE**

NOTE NOTES	POS. NO.	N.CODICE CODE NO.	DENOMINAZIONE	DESCRIPTION	MODELLO MODEL	Q.TA' Q.TY
	1	216000046	Vite forata	Drilled screw		1
	2	216000044	Guarnizione alluminio	Aluminium gasket		4
	3	506380020	Tubo freno posteriore	Rear brake line		1
	4	211021045	Pinza freno posteriore	Rear brake caliper		1
	5	506181060	Tendicatena Dx	R.H. chain adjuster		1
	6	201041010	Vite	Screw		2
	7	201041023	Vite	Screw		2
	8	210000601	Sensore velocità	Speed sensor	1T5	1
	8	210000612	Sensore velocità	Speed sensor	2T5 - 3T5	1
	9	506181080	Perno ruota posteriore	Rear wheel spindle		1
	10	506181070	Tendicatena Sx	L.H. chain adjuster		1
	11	201040154	Vite M4x5	Screw		1
	12	105150210	Tappo in gomma	Rubber cap		1
	13	216000048	Spurgo	Bleed		1
	14	211082020	Coppia pastiglie posteriori	Rear pads pair		1
	15	506380040	Sensore	Sensor		1

EMESSO: 11 - 09 ISSUED: 11 - 09

TAVOLA
DRAWING

027

GRUPPO SCARICO E CAVALLETTO

EXHAUST SYSTEM AND SIDE STAND

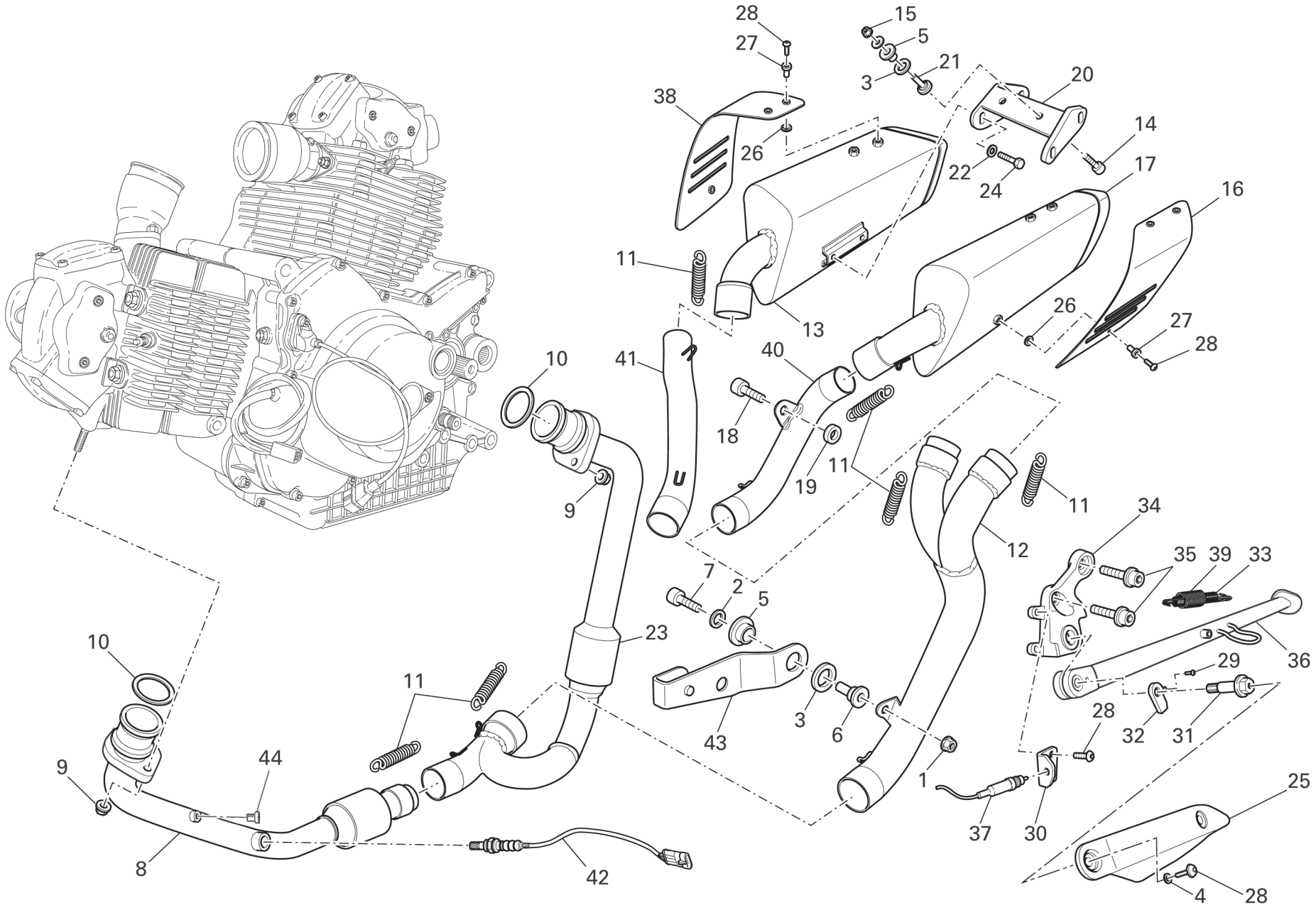

TAVOLA DRAWING **027**

GRUPPO SCARICO E CAVALLETTO

EXHAUST SYSTEM AND SIDE STAND

NOTE NOTES	POS. NO.	N.CODICE CODE NO.	DENOMINAZIONE	DESCRIPTION	MODELLO MODEL	Q.TA' Q.TY
	1	202090017	Dado	Nut		1
	2	203030018	Rosetta	Washer		1
	3	506115170	Gommino	Rubber pad		3
	4	215000003	Rosetta nylon	Nylon washer		2
	5	506115160	Gommino	Rubber pad		3
	6	506115150	Boccola	Bush		1
	7	201041007	Vite	Screw		1
	8	506315040	Tubo scarico testa orizzontale	Horizontal head exhaust pipe		1
	9	202090018	Dado	Nut		4
	10	214000096	Guarnizione scarico	Exhaust gasket		2
	11	506315170	Molla scarico	Exhaust spring		6
	12	506315070	Compensatore	Compensator		1
	13	506315020	Silenziatore Dx.	R.H. silencer		1
	14	201041007	Vite	Screw		2
	15	202090017	Dado	Nut		2
	16	506315110	Protezione Sx.	L.H. protection		1
	17	506315010	Silenziatore Sx.	L.H. silencer		1
	18	201041032	Vite	Screw		2
	19	506315160	Distanziale	Spacer		2
	20	506315140	Staffa posteriore	Rear bracket		1
	21	506315150	Distanziale	Spacer		2
	22	203010031	Rondella	Washer		4
	23	506315030	Tubo scarico testa verticale	Vertical head exhaust pipe		1
	24	201020075	Vite	Screw		4
	25	506366100	Protezione	Protection		1
	26	214000106	Isolante	Insulation		6

EMESSO: 11 - 09

ISSUED: 11 - 09

TAVOLA
DRAWING

027

GRUPPO SCARICO E CAVALLETTO

EXHAUST SYSTEM AND SIDE STAND

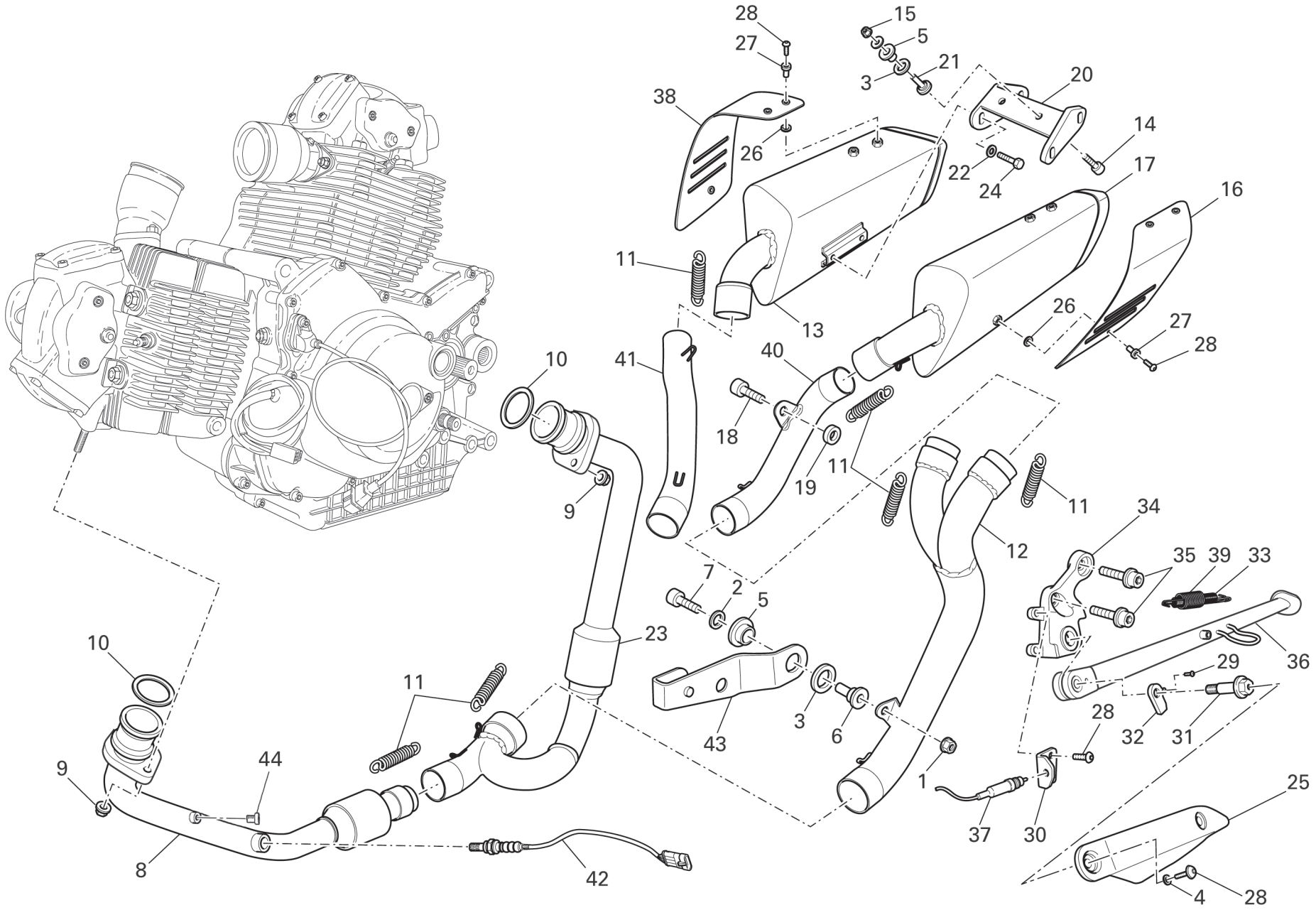

TAVOLA DRAWING **027** **GRUPPO SCARICO E CAVALLETTO** **EXHAUST SYSTEM AND SIDE STAND**

NOTE NOTES	POS. NO.	N.CODICE CODE NO.	DENOMINAZIONE	DESCRIPTION	MODELLO MODEL	Q.TA' Q.TY
	27	506180040	Boccola	Bush		6
	28	201030111	Vite	Screw		10
	29	201030115	Vite	Screw		1
	30	506366080	Piastrino	Plate		1
	31	506366010	Perno cavalletto laterale	Side stand pin		1
	32	506366070	Piastrino	Plate		1
	33	506366030	Molla interna	Inner spring		1
	34	506366130	Piastra	Plate		1
	35	201041012	Vite	Screw		2
	36	506366060	Cavalletto laterale	Side stand		1
	37	210000728	Interruttore	Switch		1
	38	506315120	Protezione Dx	R.H. protection		1
	39	506366020	Molla esterna	Outer spring		1
	40	506315050	Tubo scarico centrale sinistro	L.H. centre exhaust pipe		1
	41	506315060	Tubo scarico centrale destro	R.H. centre exhaust pipe		1
	42	506315080	Sonda lambda	Lambda sensor		1
	43	506315130	Piastrino	Plate		1
	44	216000110	Tappo CO	CO cap		1

EMESSO: 11 - 09 ISSUED: 11 - 09

TAVOLA
DRAWING

028 FANALE ANTERIORE E CRUSCOTTO FRONT HEAD-LIGHT AND DASHBOARD

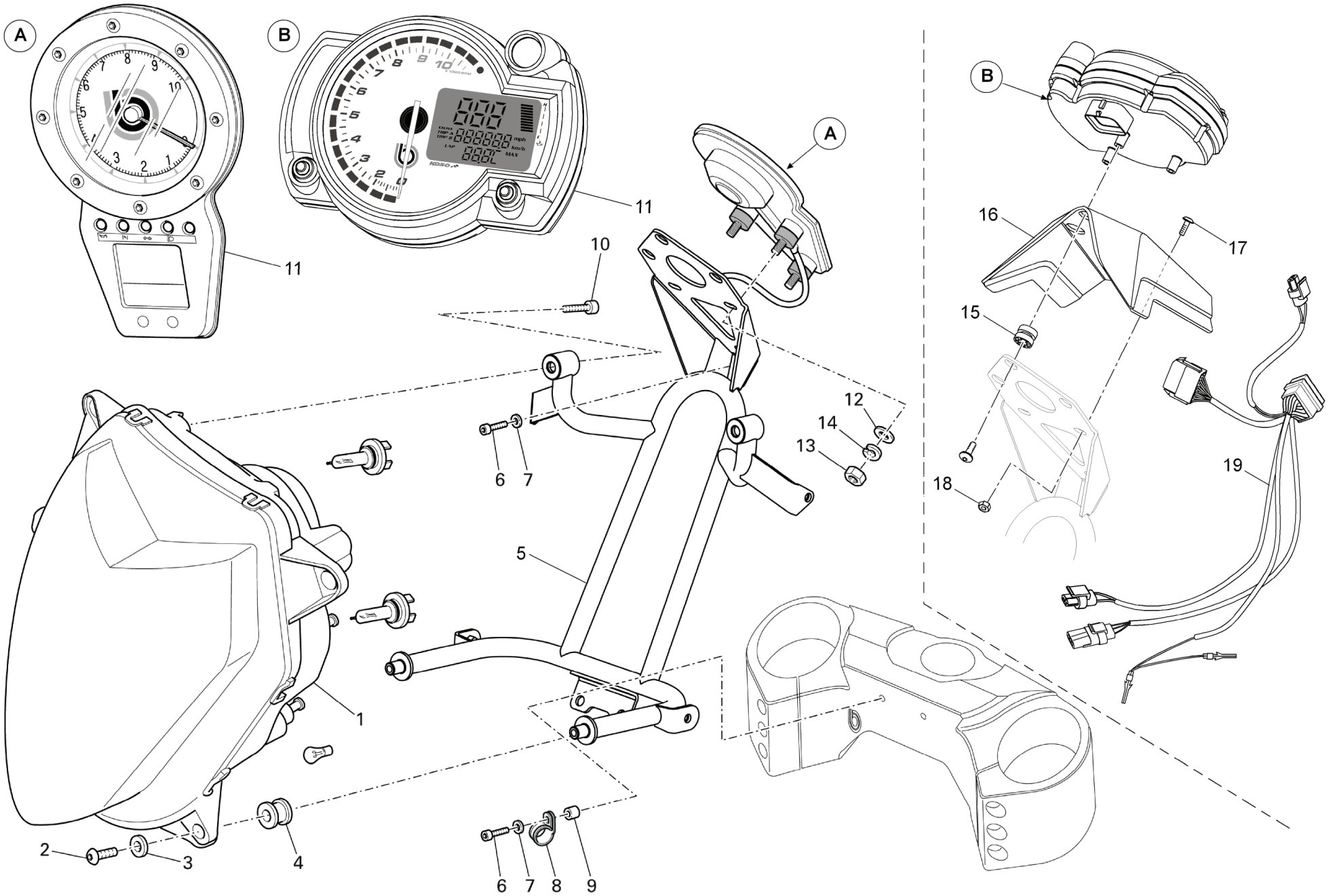

TAVOLA DRAWING **028** **FANALE ANTERIORE E CRUSCOTTO** **FRONT HEAD-LIGHT AND DASHBOARD**

NOTE NOTES	POS. NO.	N.CODICE CODE NO.	DENOMINAZIONE	DESCRIPTION	MODELLO MODEL	Q.TA' Q.TY
	1	210000585	Fanale completo	Complete headlight		1
	2	201030111	Vite	Screw		2
	3	203030016	Rondella	Washer		2
	4	214000069	Gommino	Rubber pad		2
	5	506364010	Telaio anteriore	Front frame		1
	6	201041017	Vite	Screw		3
	7	203010027	Rondella	Washer		3
	8	216000082	Fascetta	Clamp		2
	9	506107110	Boccola	Bush		2
	10	201041020	Vite	Screw		2
	11 (A)	506190040	Cruscotto	Instrument panel	1T5	1
	11 (B)	210000613	Cruscotto con Cronometro	Instrument panel with Chronometer	2T5 - 3T5	1
	12	203010032	Rondella	Washer	1T5	3
	13	202010030	Dado	Nut	1T5	3
	14	203040012	Rondella	Washer	1T5	3
	15	214000115	Gommino antivibrante	Rubber pad	2T5 - 3T5	3
	16	506864010	Coperchietto chiusura cruscotto	Cover	2T5 - 3T5	1
	17	201030111	Vite M5x10	Screw	2T5 - 3T5	2
	18	202030015	Dado	Nut	2T5 - 3T5	2
	19	506890030	Cablaggio adattatore	Adapter cable	2T5	2

EMESSO: 11 - 09 ISSUED: 11 - 09

TAVOLA
DRAWING

029 ASPIRAZIONE ARIA E SFIATO OLIO — AIR INDUCTION AND OIL VENT

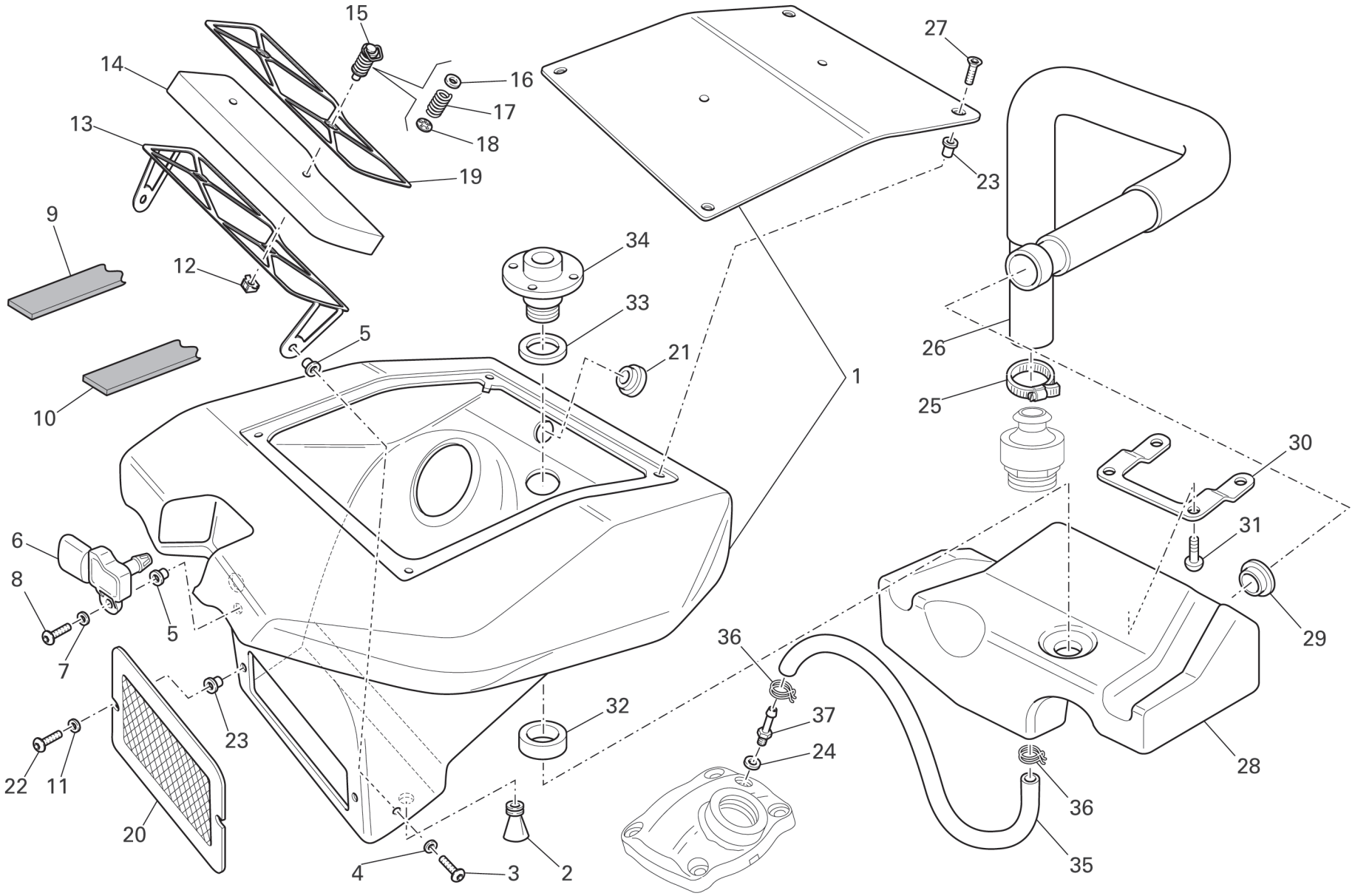

TAVOLA DRAWING **029** **ASPIRAZIONE ARIA E SFIATO OLIO** **AIR INDUCTION AND OIL VENT**

NOTE NOTES	POS. NO.	N.CODICE CODE NO.	DENOMINAZIONE	DESCRIPTION	MODELLO MODEL	Q.TA' Q.TY
	1	506306010	Airbox	Airbox		1
	2	214000064	Gommino sfiato	Breather pipe		1
	3	201030108	Vite	Screw		2
	4	215000003	Rosetta nylon	Nylon washer		2
	5	175900010	Inserto	Insert		3
	6	210000580	Sensore temperatura aria	Air temperature sensor	1T5 - 2T5	1
	7	203010029	Rondella	Washer	1T5 - 2T5	1
	8	201030106	Vite	Screw	1T5 - 2T5	1
	9	506170530	Adesivo protettivo Dx.	R.H. protection sticker		1
	10	506170520	Adesivo protettivo Sx.	L.H. protection sticker		1
	11	203010032	Rondella	Washer		2
	12	216000063	Inserto	Insert		2
	13	506106190	Supporto inferiore	Lower holder		1
	14	506106110	Filtro aria	Air filter		1
	15	216000062	Fissaggio rapido	Quik fastening		2
	16	216000065	Rondella	Washer		2
	17	216000064	Molla	Spring		2
	18	216000066	Rosetta elastica	Spring washer		2
	19	506106200	Supporto superiore	Upper holder		1
	20	506306080	Griglia	Grille		1
	21	214000104	Tappo in gomma	Rubber cap		1
	22	201030110	Vite	Screw		2
	23	216000071	Inserto	Insert		6
	24	203050033	Rondella	Washer		1
	25	216000053	Fascetta	Clamp		2
	26	506306100	Tubo sfiato blow-by	Blow-by breather pipe		1

EMESSO: 11 - 09 ISSUED: 11 - 09

TAVOLA
DRAWING

029 ASPIRAZIONE ARIA E SFIATO OLIO — AIR INDUCTION AND OIL VENT

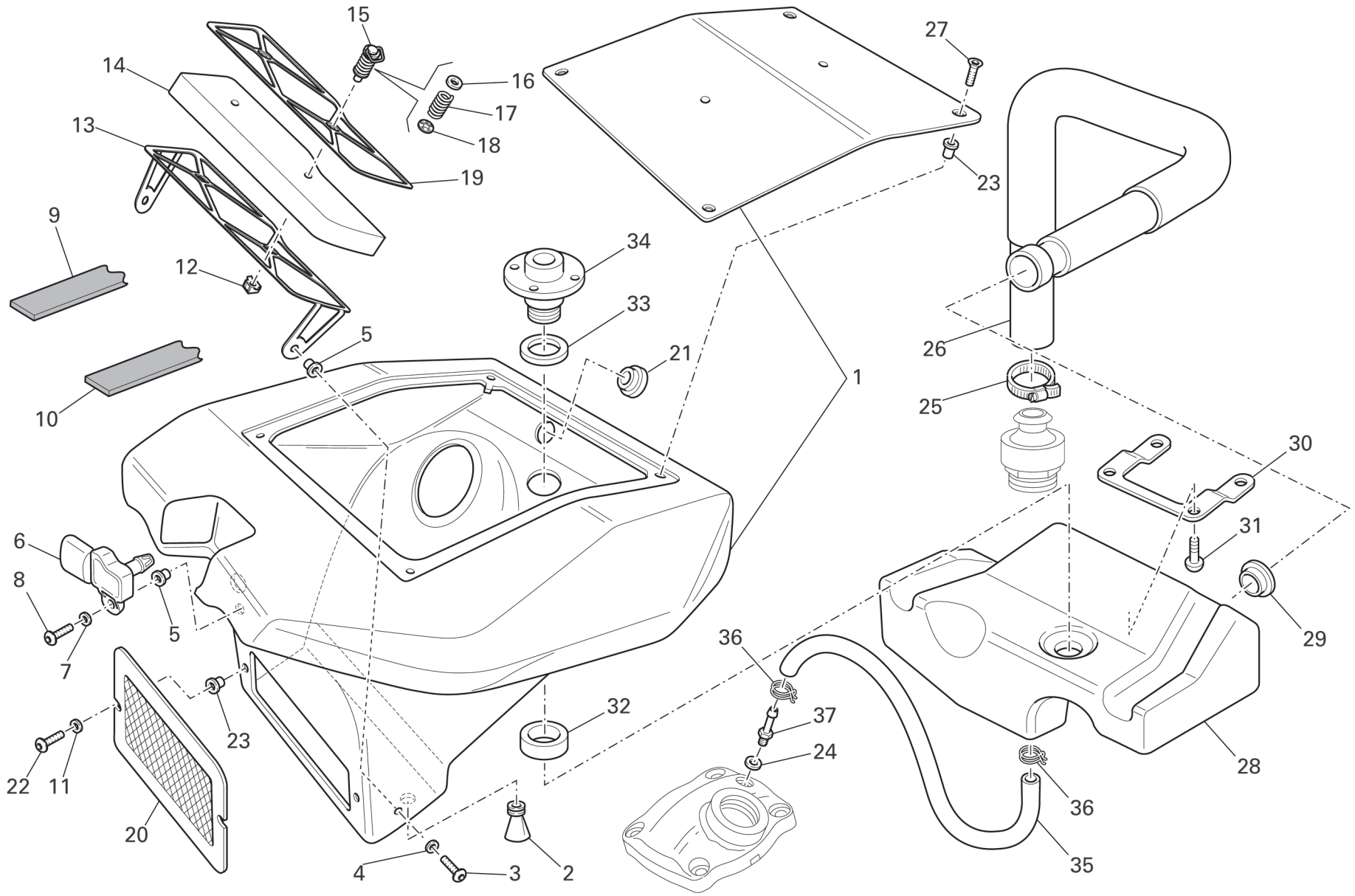

TAVOLA DRAWING **029** **ASPIRAZIONE ARIA E SFIATO OLIO** **AIR INDUCTION AND OIL VENT**

NOTE NOTES	POS. NO.	N.CODICE CODE NO.	DENOMINAZIONE	DESCRIPTION	MODELLO MODEL	Q.TA' Q.TY
	27	201050071	Vite	Screw		4
	28	506306090	Serbatoio sfiato olio	Oil breather tank		1
	29	214000108	Passacavo	Fairlead		1
	30	506306110	Piastrino	Plate		1
	31	201041033	Vite	Screw		2
	32	506306140	Guarnizione	Gasket		1
	33	506306130	Guarnizione	Gasket		1
	34	506306120	Raccordo	Union		2
	35	215000120	Tubo	Tube		1
	36	215000049	Fascetta	Clamp		2
	37	506172060	Raccordo	Union		1

EMESSO: 11 - 09 ISSUED: 11 - 09

TAVOLA
DRAWING

030 SERBATOIO FUEL TANK

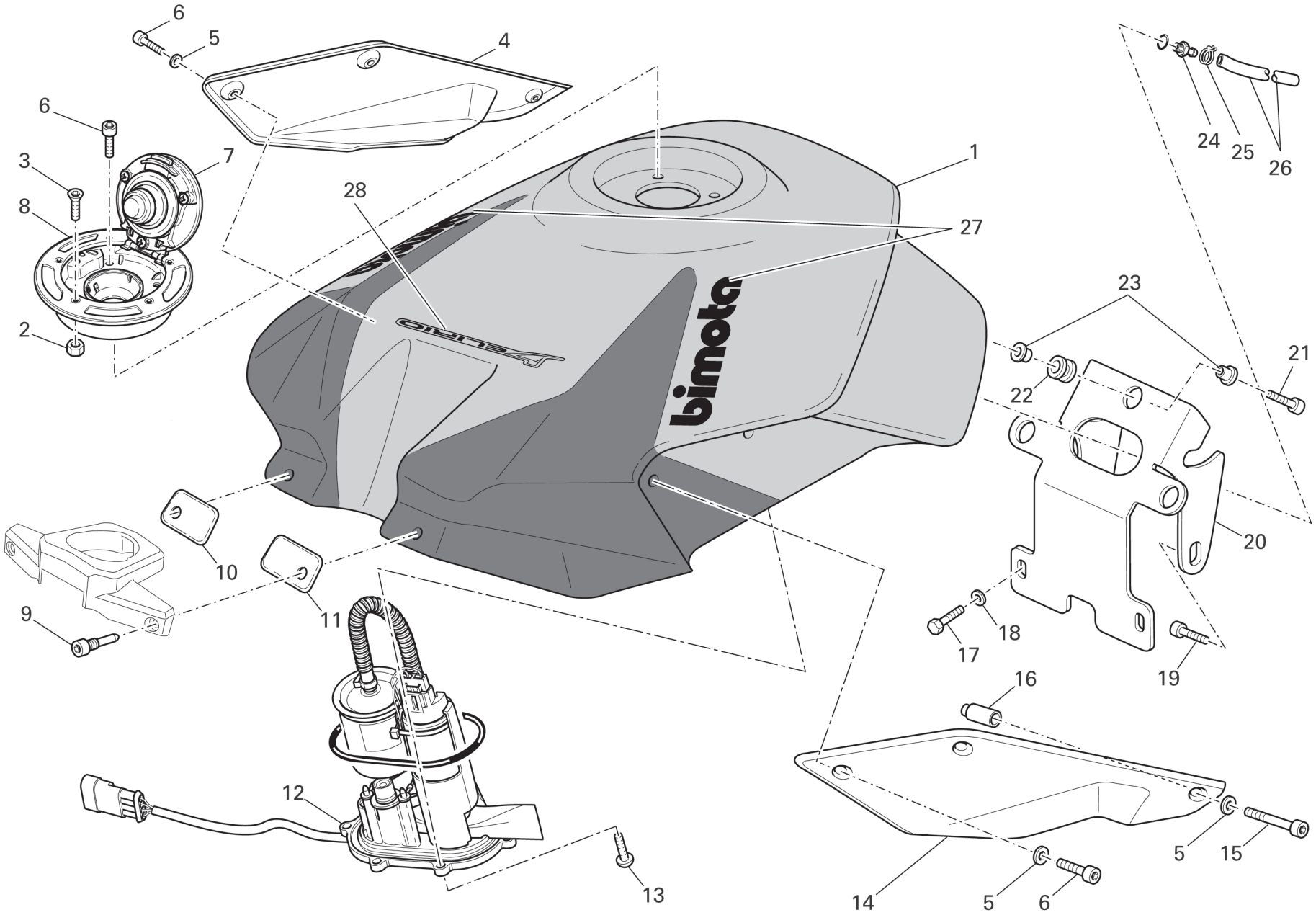

TAVOLA DRAWING **030** **SERBATOIO** **FUEL TANK**

NOTE NOTES	POS. NO.	N.CODICE CODE NO.	DENOMINAZIONE	DESCRIPTION	MODELLO MODEL	Q.TA' Q.TY
	1	506372010	Serbatoio (GRIGIO - ROSSO)	Fuel tank (GREY - RED)	4T2	1
	1	506372140	Serbatoio (GRIGIO - ROSSO)	Fuel tank (GREY - RED)	4U2	1
	1	506672010	Serbatoio (GRIGIO - BIANCO)	Fuel tank (GREY - WHITE)	4T3	1
	1	506672020	Serbatoio (GRIGIO - BIANCO)	Fuel tank (GREY - WHITE)	4U3	1
	1	506872050	Serbatoio (BIANCO - ROSSO)	Fuel tank (WHITE - RED)	4T1	1
	1	506872060	Serbatoio (BIANCO - ROSSO)	Fuel tank (WHITE - RED)	4U1	1
	1	506872030	Serbatoio (NERO OPACO)	Fuel tank (MATTE BLACK)	4T4	1
	1	506872040	Serbatoio (NERO OPACO)	Fuel tank (MATTE BLACK)	4U4	1
	2	202010026	Dado	Nut		5
	3	201050070	Vite	Screw		5
	4	506370160	Fianchetto Dx.	R.H. body panel		1
	5	215000003	Rosetta nylon	Nylon washer		6
	6	201041033	Vite	Screw		8
	7	210000722	Tappo serbatoio	Tank cap		1
	8	506372040	Flangia tappo serbatoio	Tank plug flange		1
	9	506399050	Vite speciale	Special screw		2
	10	506372120	Adesivo protettivo Dx.	R.H. protection sticker		1
	11	506372130	Adesivo protettivo Sx.	L.H. protection sticker		1
	12	506172080	Pompa benzina	Fuel pump		1
	13	201041006	Vite	Screw		6
	14	506370170	Fianchetto Sx.	L.H. body panel		1
	15	201041025	Vite	Screw		2
	16	506370250	Distanziale	Spacer		2
	17	201020034	Vite	Screw		2
	18	203010027	Rondella	Washer		2
	19	201041037	Vite	Screw		2

EMESSO: 11 - 09 ISSUED: 11 - 09

TAVOLA
DRAWING

030 SERBATOIO FUEL TANK

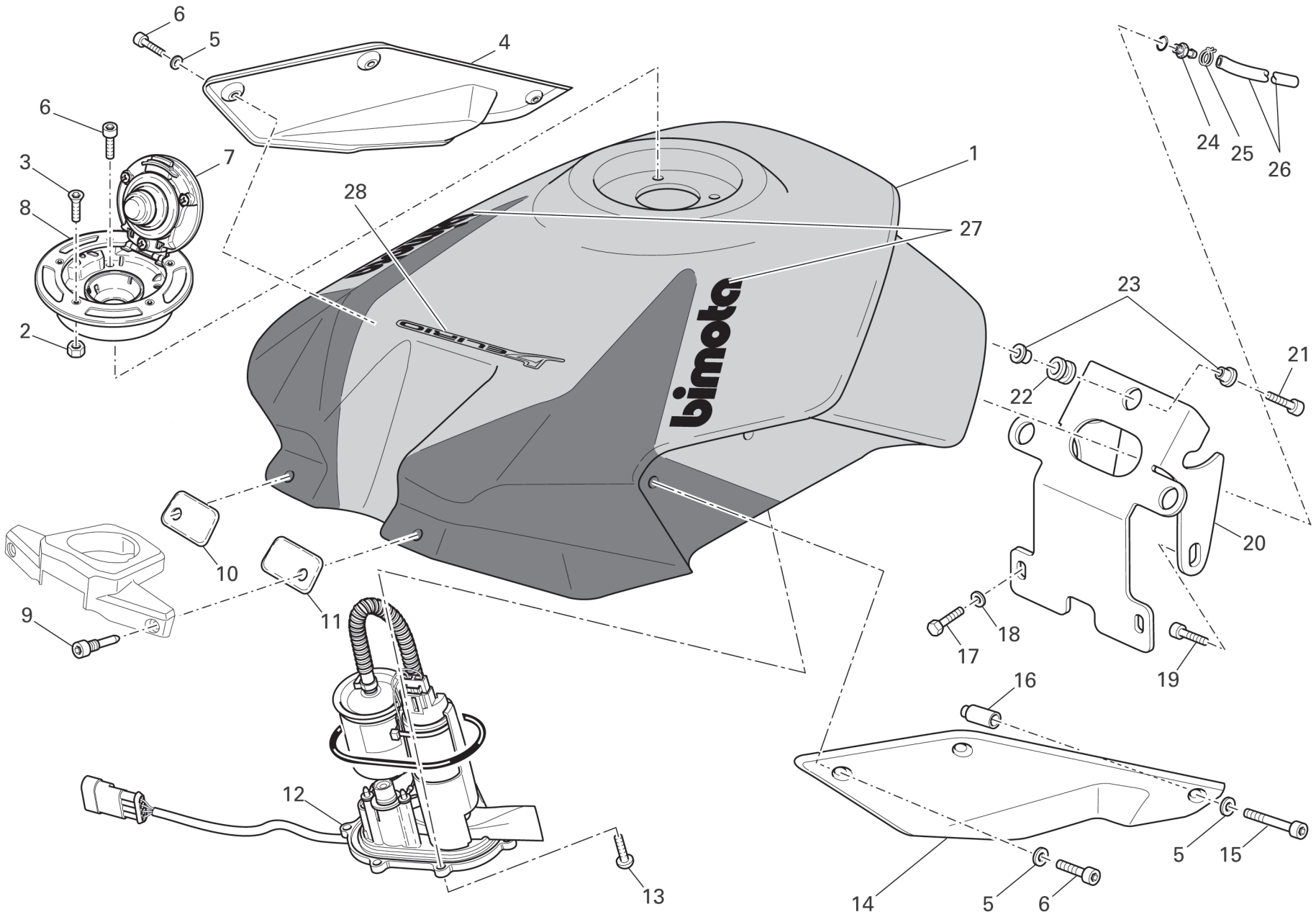

TAVOLA DRAWING **030** **SERBATOIO** **FUEL TANK**

NOTE NOTES	POS. NO.	N.CODICE CODE NO.	DENOMINAZIONE	DESCRIPTION	MODELLO MODEL	Q.TA' Q.TY
	20	506372020	Supporto	Holder		1
	21	201041001	Vite	Screw		3
	22	212000016	Antivibrante	Vibration damper		3
	23	504982270	Boccola	Bush		6
	24	506172060	Raccordo	Union		2
	25	215000049	Fascetta	Clamp		2
	26	216000070	Tubo	Tube		2
	27	506172020	Decalcomania "bimota" (NERO)	Sticker "bimota" (BLACK)	4T1 - 4T2 - 4T3	2
	27	506572030	Decalcomania "bimota" (ARGENTO)	Sticker "bimota" (SILVER)	4T4	2
	28	506372150	Decalcomania "Delirio" (NERO)	Sticker "Delirio" (BLACK)	4T1 - 4T2 - 4T3	1
	28	506372160	Decalcomania "Delirio" (ARGENTO)	Sticker "Delirio" (SILVER)	4T4	1

EMESSO: 11 - 09 ISSUED: 11 - 09

TAVOLA
DRAWING

031 TELAIETTO POSTERIORE REAR FRAME

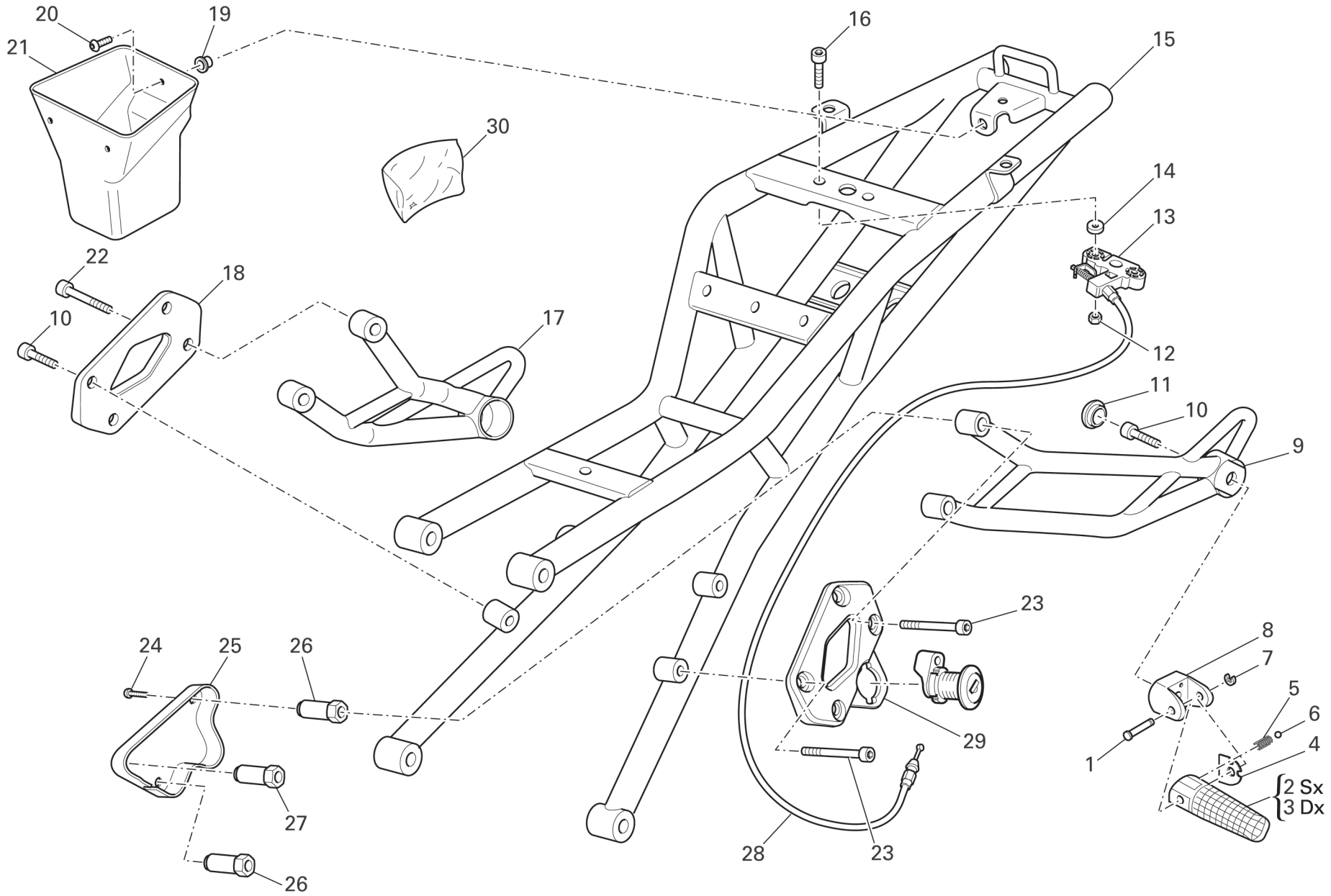

TAVOLA DRAWING **031** **TELAIETTO POSTERIORE** **REAR FRAME**

NOTE NOTES	POS. NO.	N.CODICE CODE NO.	DENOMINAZIONE	DESCRIPTION	MODELLO MODEL	Q.TA' Q.TY
	1	506182110	Piolo	Pin		2
	2	506382260	Pedana	Foot peg		1
	3	506382250	Pedana	Foot peg		1
	4	506382180	Piastrino	Plate		2
	5	506382240	Molla	Spring		2
	6	216000076	Sfera	Ball		2
	7	214000097	Anello di fermo	Check ring		2
	8	506182120	Supporto	Holder		2
	9	506382010	Supporto Sx. (ROSSO)	L.H. holder (RED)	4T1 - 4T2	1
	9	506682020	Supporto Sx. (BIANCO)	L.H. holder (WHITE)	4T3	1
	9	506882030	Supporto Sx. (NERO OPACO)	L.H. holder (MATTE BLACK)	4T4	1
	10	201041037	Vite	Screw		4
	11	214000104	Tappo in gomma	Rubber cap		2
	12	202090017	Dado	Nut		2
	13	216000094	Piastrina di fermo	Keep plate		1
	14	505115310	Distanziale	Spacer		2
	15	506365010	Telaietto posteriore	Rear frame		1
	16	201041007	Vite	Screw		2
	17	506382020	Supporto Dx. (ROSSO)	R.H. holder (RED)	4T1 - 4T2	1
	17	506682010	Supporto Dx. (BIANCO)	R.H. holder (WHITE)	4T3	1
	17	506882040	Supporto Dx. (NERO OPACO)	R.H. holder (MATTE BLACK)	4T4	1
	18	506382160	Piastra destra	R. H. Plate		1
	19	175900010	Inserto	Insert		3
	20	201030108	Vite	Screw		3
	21	506365210	Vaschetta	Chamber		1
	22	201041010	Vite	Screw		3

EMESSO: 11 - 09 ISSUED: 11 - 09

TAVOLA
DRAWING

031 TELAIETTO POSTERIORE REAR FRAME

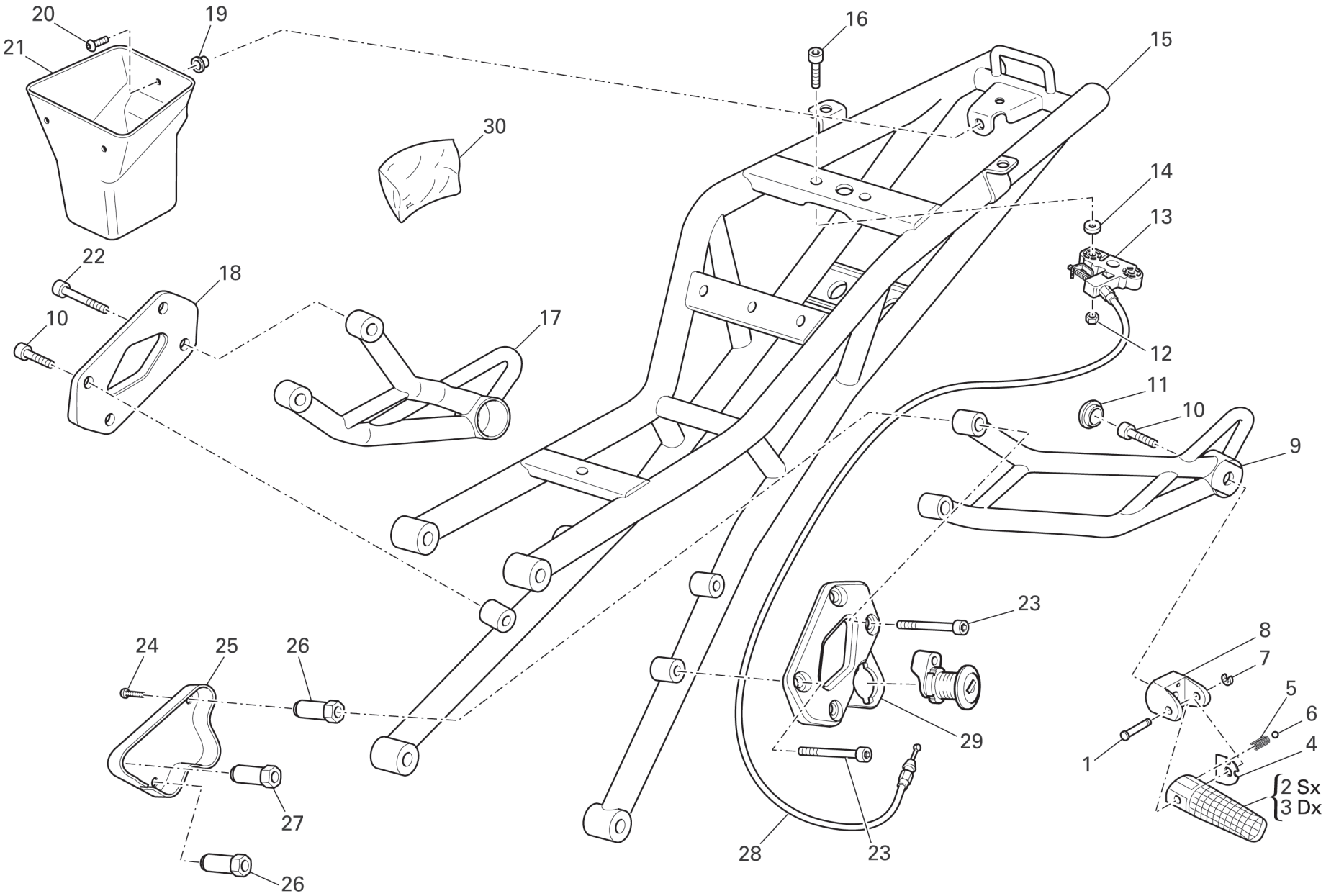

TAVOLA DRAWING **031** **TELAIETTO POSTERIORE** **REAR FRAME**

NOTE NOTES	POS. NO.	N.CODICE CODE NO.	DENOMINAZIONE	DESCRIPTION	MODELLO MODEL	Q.TA' Q.TY
	23	201041040	Vite	Screw		3
	24	201030115	Vite	Screw		3
	25	506370100	Coperchio	Cover		1
	26	506370110	Colonnetta corta	Short stud bolt		2
	27	506370120	Colonnetta lunga	Long stud bolt		1
	28	506370260	Cavo flessibile	Flexible cable		1
	29	506382150	Piastra sinistra	L. H. Plate		1
	30	210000717	Kit serrature	Locks kit		1

EMESSO: 11 - 09 ISSUED: 11 - 09

TAVOLA
DRAWING

031a SELLA SEAT

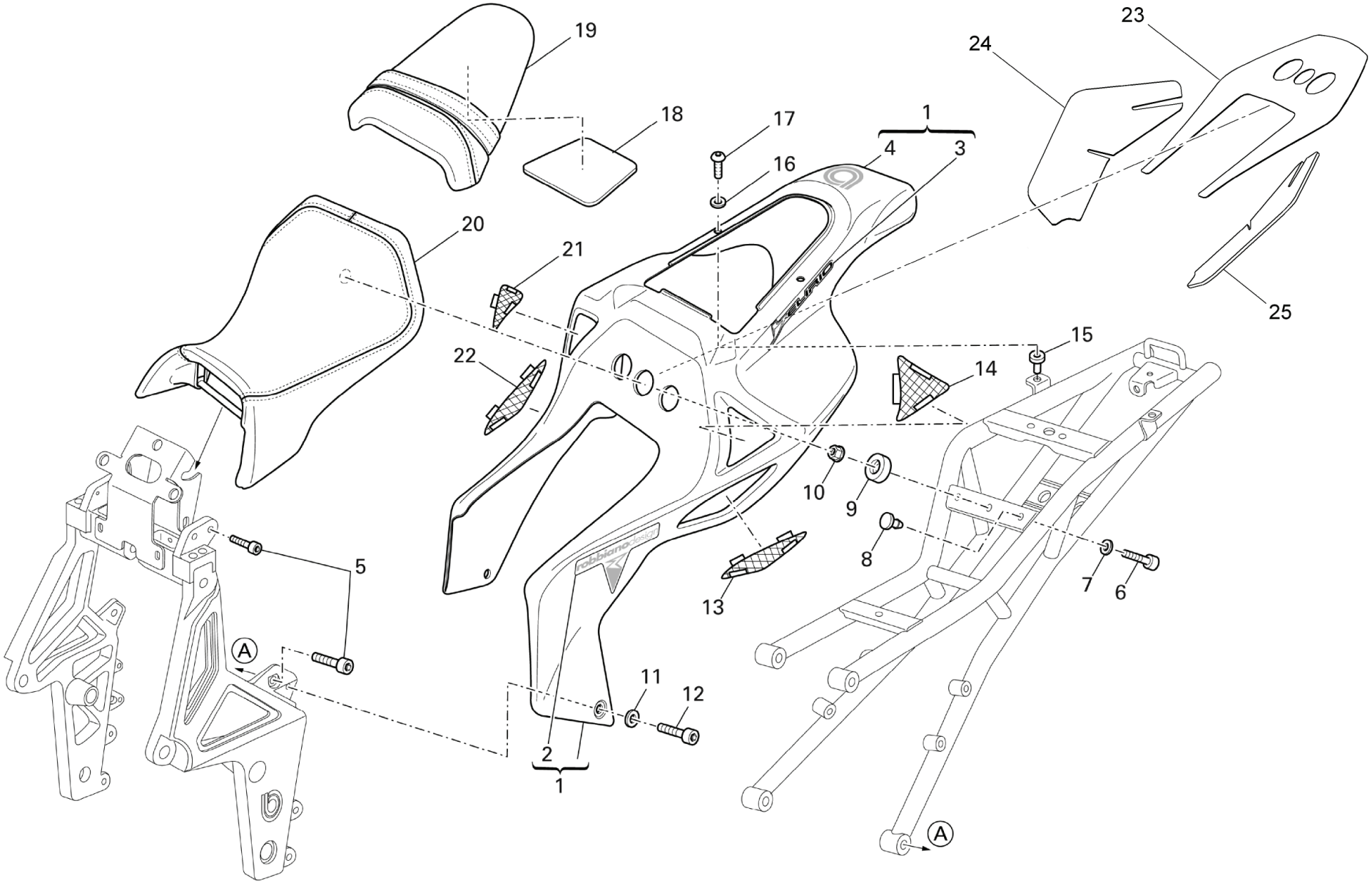

TAVOLA DRAWING **031a** **SELLA** **SEAT**

NOTE NOTES	POS. NO.	N.CODICE CODE NO.	DENOMINAZIONE	DESCRIPTION	MODELLO MODEL	Q.TA' Q.TY
○	1	506370200	Codone (GRIGIO)	Seater tail guard (GREY)	4T2 - 4T3	1
○	1	506870130	Codone (BIANCO - ROSSO)	Seater tail guard (WHITE - RED)	4T1	1
○	1	506870100	Codone (NERO OPACO)	Seater tail guard (MATTE BLACK)	4T4	1
●	2	506370400	Decalcomania "robbiano design" (ARGENTO)	Sticker "robbiano design" (SILVER)	4T5	2
●	3	506370390	Decalcomania "Delirio" (NERO)	Sticker "Delirio" (BLACK)	4T1 - 4T2 - 4T3	2
●	3	506370660	Decalcomania "Delirio" (ARGENTO)	Sticker "Delirio" (SILVER)	4T4	2
●	4	506370460	Decalcomania "b chrome"	Sticker "b chrome"	4T5	1
	5	201041028	Vite	Screw		4
	6	201041020	Vite	Screw		1
	7	203010027	Rondella	Washer		1
	8	216000079	Tampone	Pad		2
	9	506370470	Boccola	Bush		1
	10	202090017	Dado	Nut		1
	11	216000013	Rondella	Washer		2
	12	201041017	Vite	Screw		2
	13	506370350	Retina Sx.	L.H. Protection		1
	14	506370330	Retina Sx.	L.H. Protection		1
	15	175900010	Inserto	Insert		2
	16	215000003	Rosetta nylon	Nylon washer		2
	17	201030106	Vite	Screw		2
	18	506370510	Adesivo	Sticker		1
	19	506370220	Sella passeggero	Pillion rider seat		1
	20	506370210	Sella	Seat		1

EMESSO: 11 - 09 ISSUED: 11 - 09

TAVOLA
DRAWING

031a SELLA SEAT

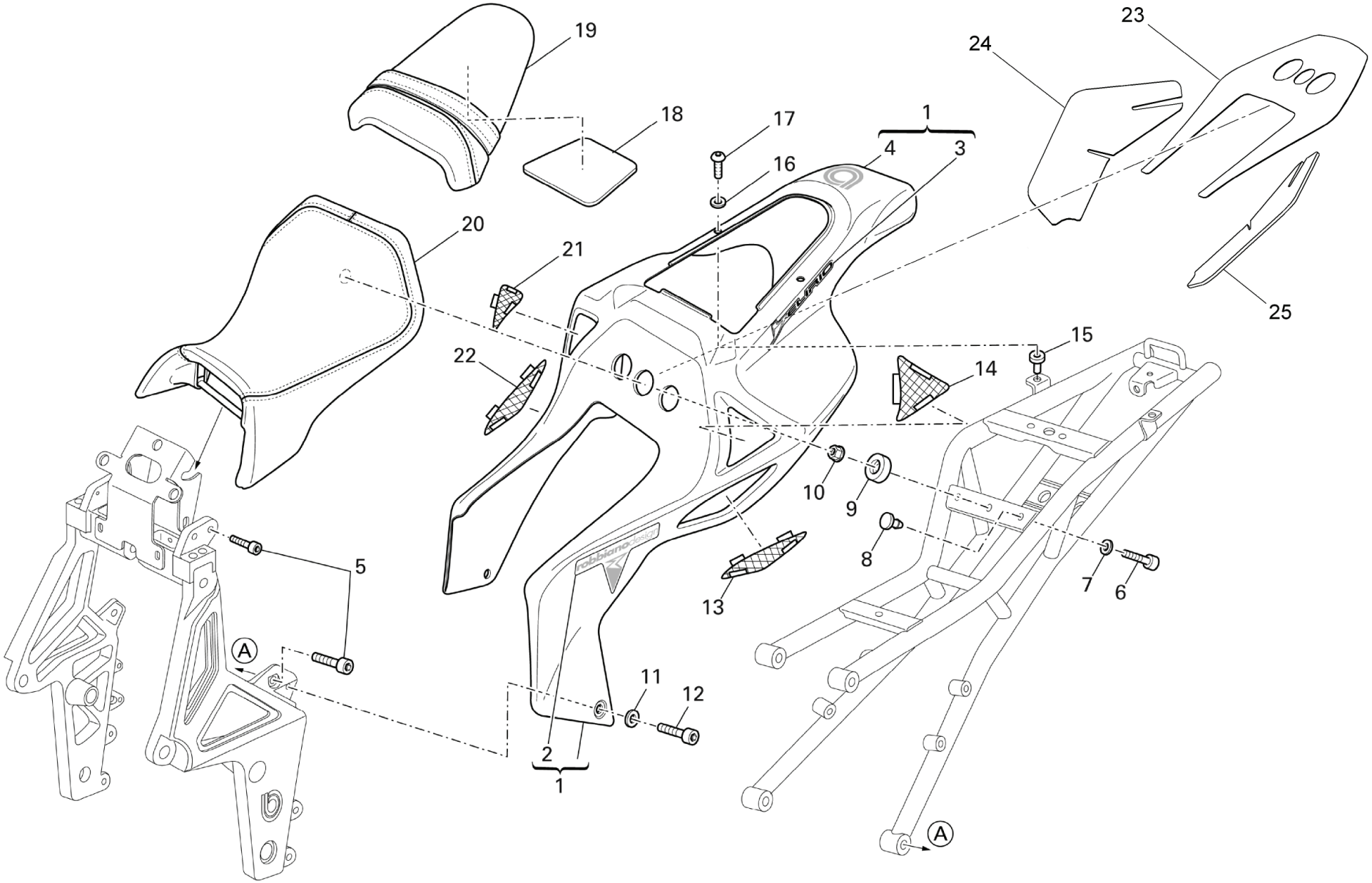

TAVOLA DRAWING **031a** **SELLA** **SEAT**

NOTE NOTES	POS. NO.	N.CODICE CODE NO.	DENOMINAZIONE	DESCRIPTION	MODELLO MODEL	Q.TA' Q.TY
	21	506370340	Retina Dx.	R.H. Protection		1
	22	506370360	Retina Dx.	R.H. Protection		1
	23	506870230	Protezione calore sella	Heat shield		1
	24	506870240	Protezione calore Dx.	R.H. Heat shield		1
	25	506870250	Protezione calore Sx.	L.H. Heat shield		1

EMESSO: 11 - 09 ISSUED: 11 - 09

TAVOLA
DRAWING

032 CARENATURA FAIRING

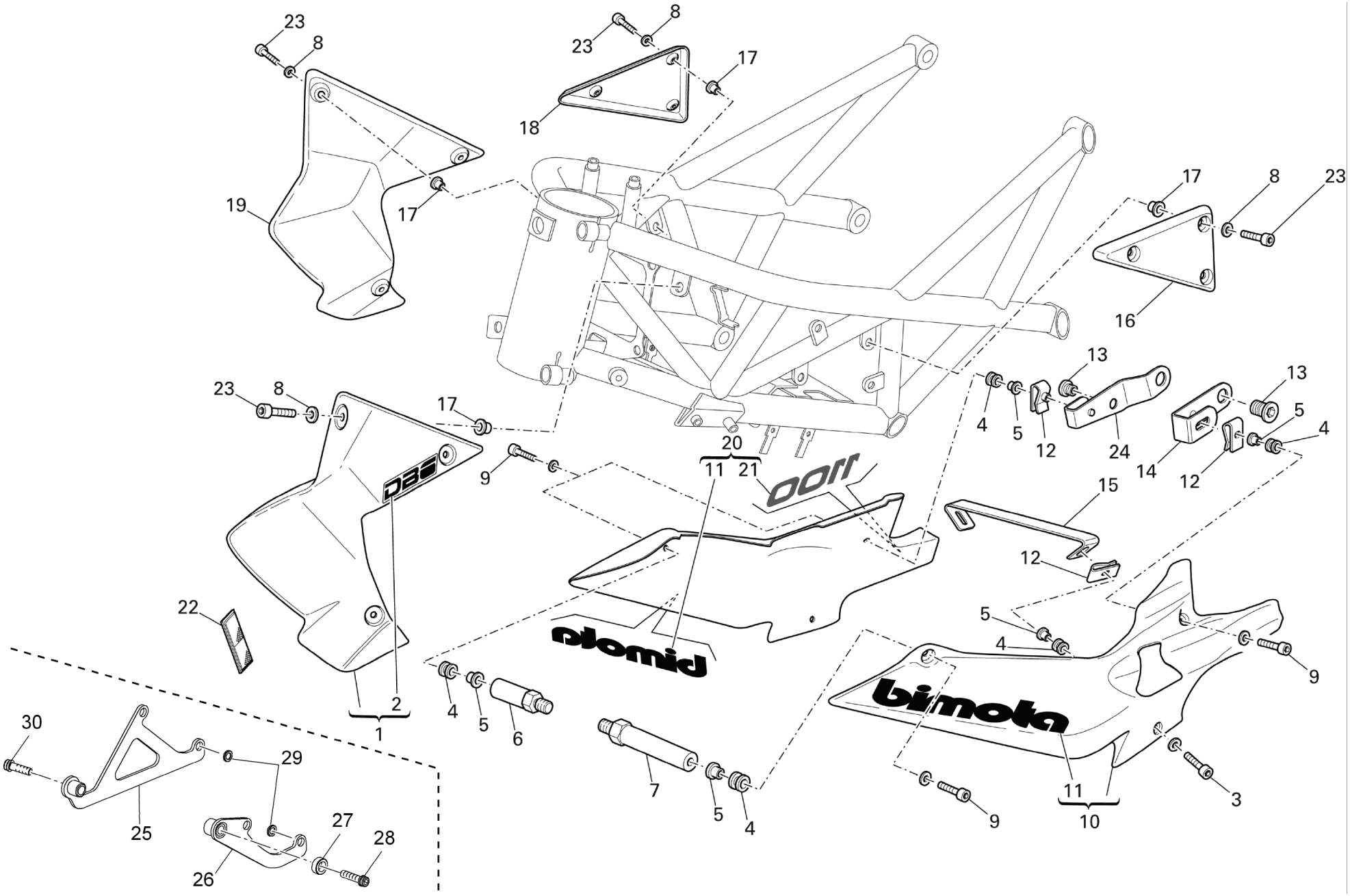

TAVOLA DRAWING **032** **CARENATURA** **FAIRING**

NOTE NOTES	POS. NO.	N.CODICE CODE NO.	DENOMINAZIONE	DESCRIPTION	MODELLO MODEL	Q.TA' Q.TY
○	1	506370070	Copriradiatore Sx. (GRIGIO)	L.H. radiator cowl (GREY)	4T2 - 4T3	1
○	1	506870110	Copriradiatore Sx. (BIANCO - ROSSO)	L.H. radiator cowl (WHITE - RED)	4T1	1
○	1	506870070	Copriradiatore Sx. (NERO OPACO)	L.H. radiator cowl (MATTE BLACK)	4T4	1
●	2	506370410	Decal "DB6" (NERA)	Decal "DB6" (BLACK)	4T1 - 4T2 - 4T3	2
●	2	506370650	Decal "DB6" (ARGENTO)	Decal "DB6" (SILVER)	4T4	2
	3	201041001	Vite	Screw		2
	4	214000068	Gommino	Rubber pad		6
	5	329703015	Boccola	Bush		6
	6	506370150	Supporto Dx.	R.H. holder		1
	7	506370130	Supporto Sx.	L.H. holder		1
	8	215000003	Rosetta nylon	Nylon washer		12
	9	201041020	Vite	Screw		4
○	10	506370190	Puntale Sx.	L.H. Lower fairing		1
○	10	506870292	Puntale Sx. (Plastic)	L.H. Lower fairing (Plastic)		1
●	11	506370420	Adesivo "bimota" (NERO)	Sticker "bimota" (BLACK)		2
	12	176703016	Dado a graffetta	Nut with clip		4
	13	506199090	Vite	Screw		2
	14	506370520	Staffa fissaggio inferiore Sx.	L.H. lower fastening bracket		1
	15	506370530	Piastrino	Plate		1
	16	506370230	Triangolo Sx.	L.H. triangle		1
	17	175900010	Inserto	Insert		12
	18	506370240	Triangolo Dx.	R.H. triangle		1

EMESSO: 11 - 09 ISSUED: 11 - 09

TAVOLA
DRAWING

032 CARENATURA FAIRING

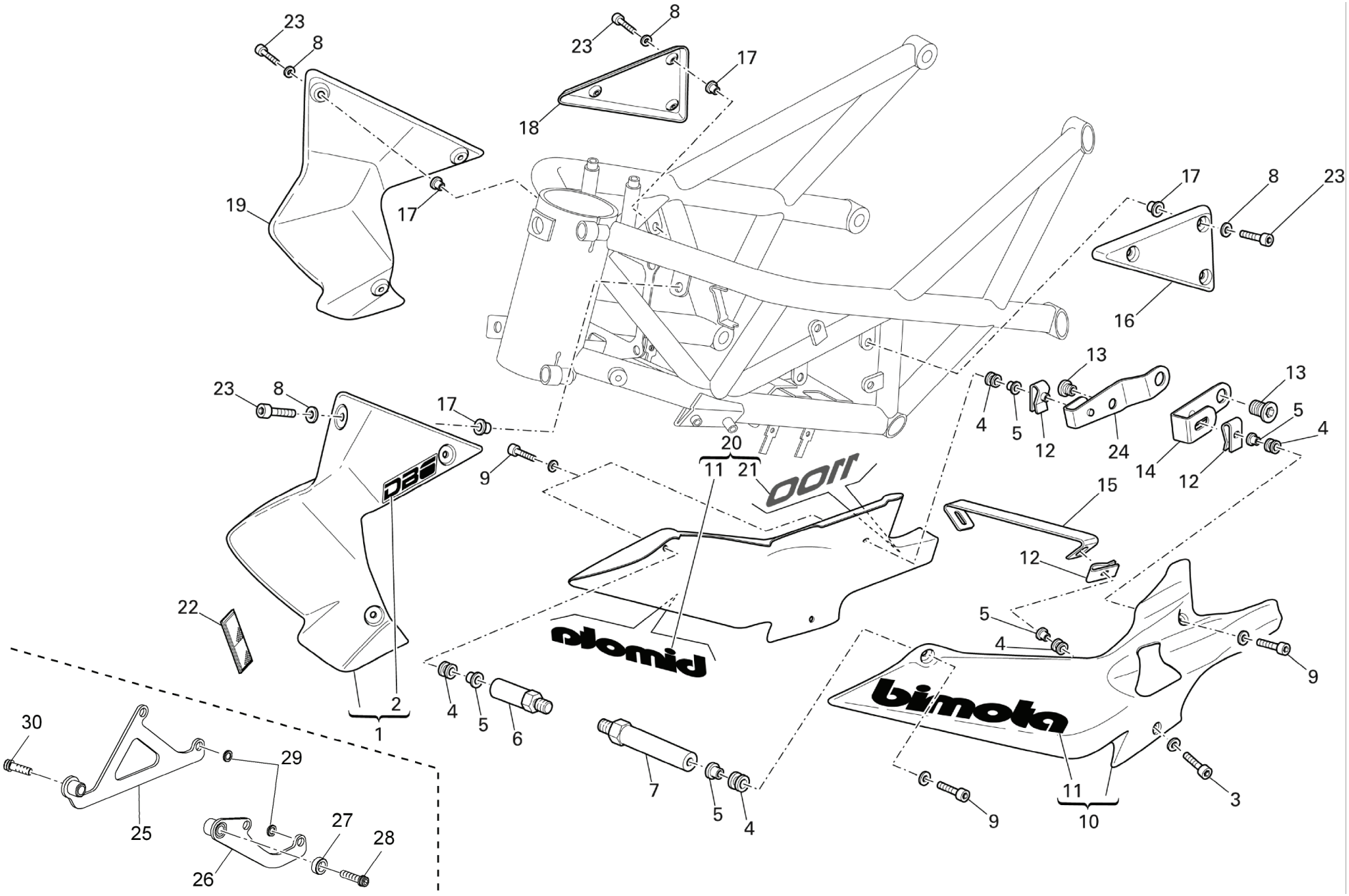

TAVOLA DRAWING **032** **CARENATURA** **FAIRING**

NOTE NOTES	POS. NO.	N.CODICE CODE NO.	DENOMINAZIONE	DESCRIPTION	MODELLO MODEL	Q.TA' Q.TY
○	19	506370060	Copriradiatore Dx. (GRIGIO)	R.H. radiator cowl (GREY)	4T2 - 4T3	1
○	19	506870120	Copriradiatore Dx. (BIANCO - ROSSO)	R.H. radiator cowl (WHITE - RED)	4T1	1
○	19	506870080	Copriradiatore Dx. (NERO OPACO)	R.H. radiator cowl (MATTE BLACK)	4T4	1
○	20	506370180	Puntale Dx.	R.H. Lower fairing		1
○	20	506870282	Puntale Dx. (Plastica)	R.H. Lower fairing (Plastic)		1
●	21	506370630	Adesivo "1100" (GRIGIO ANTRACITE)	Sticker "1100" (DARK GREY)	4T1 - 4T2 - 4T3	1
●	21	506370640	Adesivo "1100" (ARGENTO)	Sticker "1100" (SILVER)	4T4	1
	22	506170270	Catadiottro (AMBRA)	Reflex reflector (AMBER)	U	2
	23	201041009	Vite	Screw		12
	24	506315130	Piastrino	Plate		1

In alternativa al montaggio eseguito con le parti n. 6, 7 e 9.
As alternative to the mounting made with the parts n. 6,7 and 9

	25	506870260	Piastrino supporto puntale destro	R.H. support plate		1
	26	506870270	Piastrino supporto puntale sinistro	L.H. support plate		1
	27	506315160	Distanziale	Spacer		1
	28	201041007	Vite M6x30	Screw		1
	29	203050034	Rondella	Washer		2
	30	201041001	Vite M6x25	Screw		1

TAVOLA
DRAWING

032a CUPOLINO HEADLIGHT FAIRING

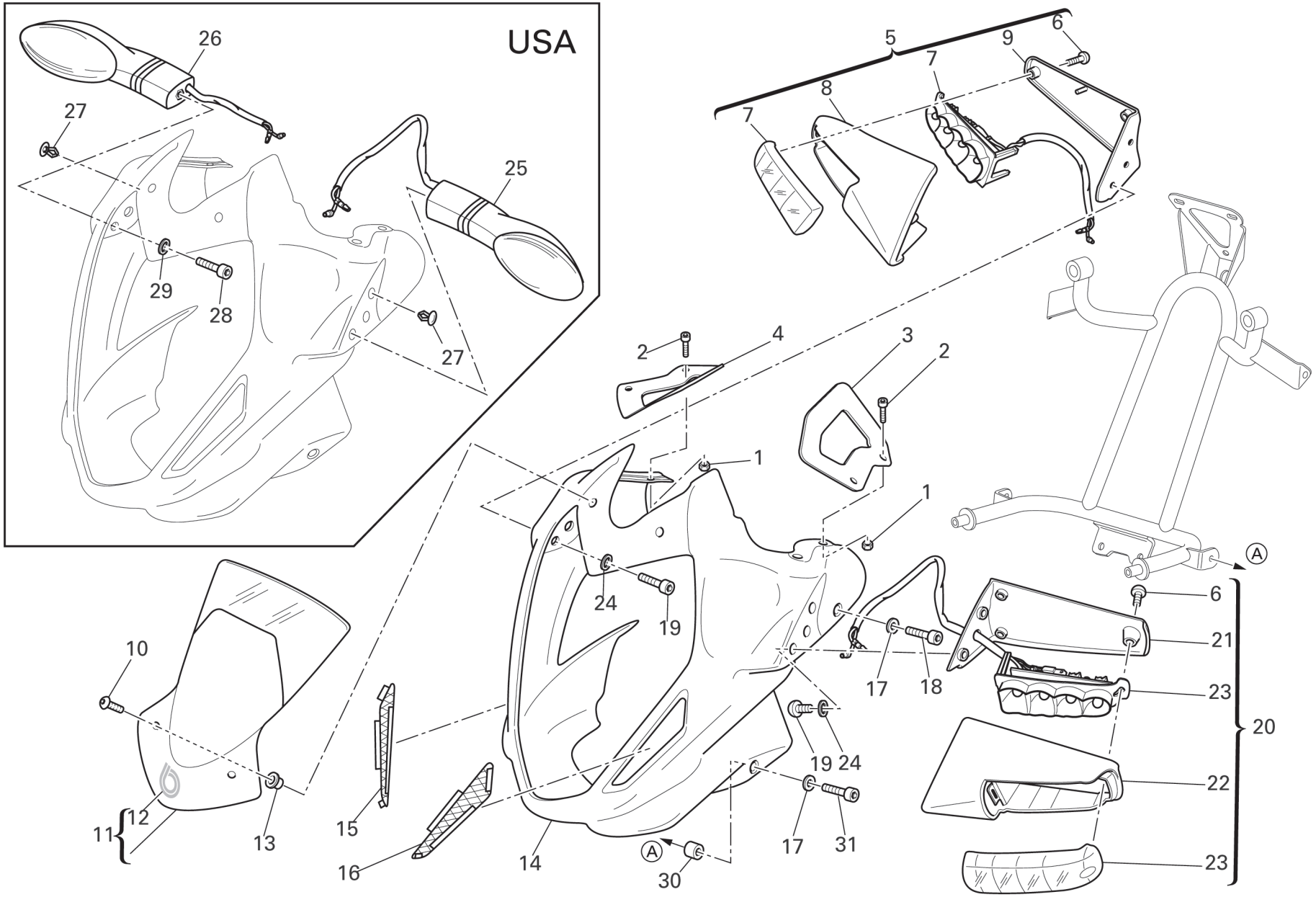

TAVOLA DRAWING **032a** **CUPOLINO** **HEADLIGHT FAIRING**

NOTE NOTES	POS. NO.	N.CODICE CODE NO.	DENOMINAZIONE	DESCRIPTION	MODELLO MODEL	Q.TA' Q.TY
	1	202030015	Dado	Nut		4
	2	201030108	Vite	Screw		4
	3	506370020	Piastrina Sx.	L.H. plate		1
	4	506370030	Piastrina Dx.	R.H. plate		1
○	5	506390180	Indicatore di direzione Dx.	R.H. turn indicator		1
●	6	201150010	Vite	Screw		6
●	7	210000608	Indicatore di direzione	Turn indicator		1
●	8	506390200	Supporto Dx.	R.H. holder		1
●	9	506390210	Chiusura supporto freccia Dx.	R.H. turn indicator cover		1
	10	201030029	Vite	Screw		2
○	11	506370010	Plexiglass	Plexiglas	1T5	1
○	11	506870140	Plexiglass	Plexiglas	2T5 - 3T5	1
●	12	506370460	Decalcomania "b chrome"	Sticker "b chrome"		1
	13	216000071	Inserto	Insert		2
	14	506370050	Cupolino	Headlight fairing		1
	15	506370320	Retina Dx.	R.H. Protection		1
	16	506370310	Retina Sx.	L.H. Protection		1
	17	216000013	Rondella	Washer		4
	18	201041009	Vite	Screw		2
	19	201030108	Vite	Screw		4
○	20	506390190	Indicatore di direzione Sx.	L.H. turn indicator		1
●	21	506390230	Chiusura supporto freccia Sx.	L.H. turn indicator cover		1
●	22	506390220	Supporto Sx.	L.H. holder		1
●	23	210000609	Indicatore di direzione	Turn indicator		1
	24	203010027	Rondella	Washer		4

EMESSO: 11 - 09 ISSUED: 11 - 09

TAVOLA
DRAWING

032a CUPOLINO HEADLIGHT FAIRING

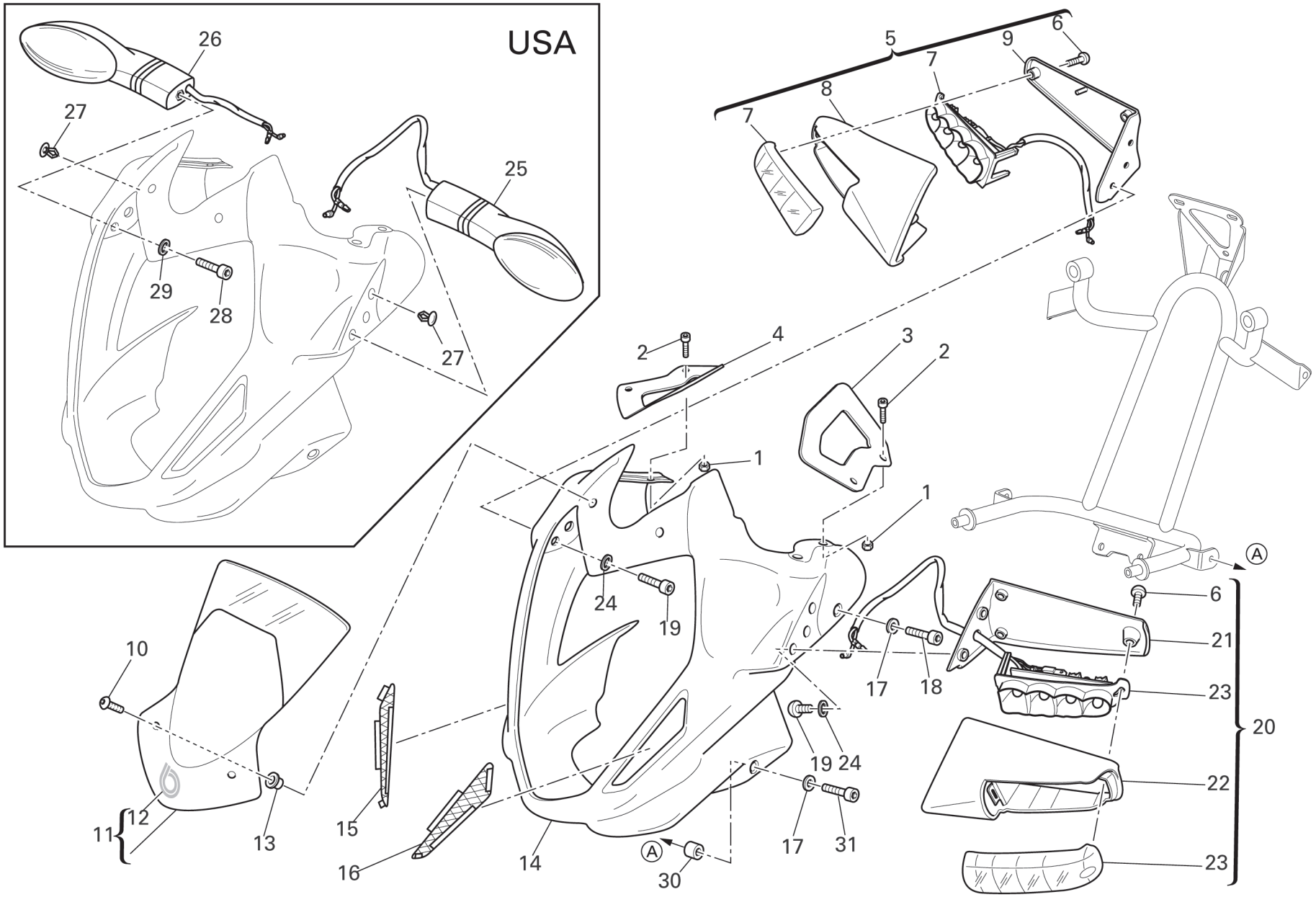

TAVOLA DRAWING **032a** **CUPOLINO** **HEADLIGHT FAIRING**

NOTE NOTES	POS. NO.	N.CODICE CODE NO.	DENOMINAZIONE	DESCRIPTION	MODELLO MODEL	Q.TA' Q.TY
	25	210000712	Indicatore di direzione Sx.	L.H. turn indicator	U	1
	26	210000713	Indicatore di direzione Dx.	R.H. turn indicator	U	1
	27	215001024	Tappo	Cap	U	2
	28	201041006	Vite	Screw	U	2
	29	203010027	Rondella	Washer	U	2
	30	506870150	Distanziale	Spacer		2
	31	201040143	Vite	Screw		2

EMESSO: 11 - 09 ISSUED: 11 - 09

TAVOLA
DRAWING

033 PORTATARGA NUMBER PLATE HOLDER

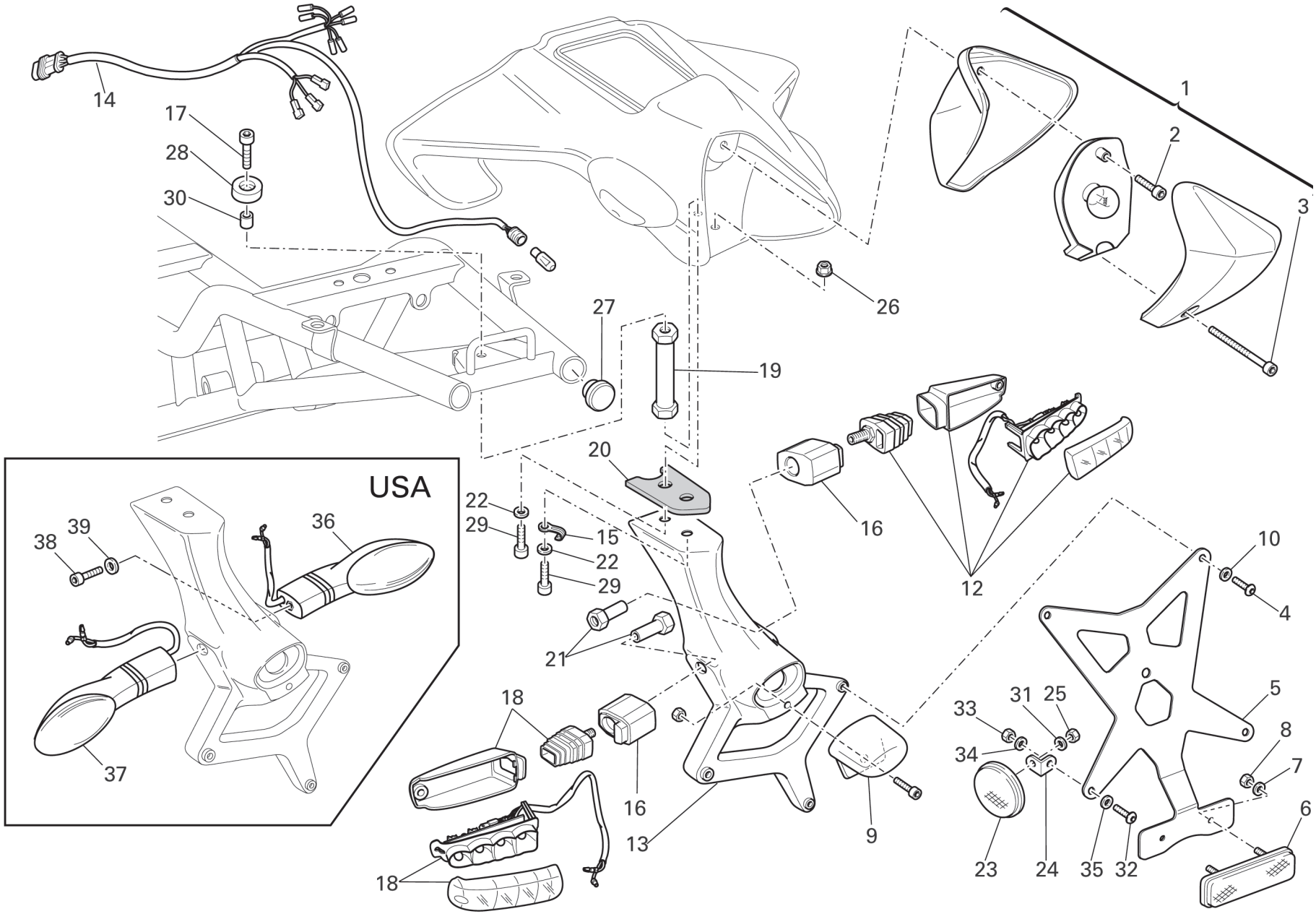

TAVOLA DRAWING **033** **PORTATARGA** **NUMBER PLATE HOLDER**

NOTE NOTES	POS. NO.	N.CODICE CODE NO.	DENOMINAZIONE	DESCRIPTION	MODELLO MODEL	Q.TA' Q.TY
	1	210000584	Fanale posteriore	Tail light		1
	2	201040143	Vite	Screw		1
	3	201041029	Vite	Screw		1
	4	201030113	Vite	Screw		3
	5	506170140	Portatarga	Number plate holder		1
	6	506170240	Catadiottro	Reflector		1
	7	203010032	Rondella	Washer		2
	8	202030016	Dado	Nut		2
	9	210000588	Fanale illuminazione targa	Number plate light		1
	10	203030019	Rondella	Washer		3
	11	216000073	Dado	Nut		3
	12	210000609	Indicatore di direzione	Turn indicator		1
	13	506370620	Supporto targa	Numberplate holder		1
	14	506390100	Cablaggio posteriore	Rear wiring		1
	15	0940406206	Fascetta	Clamp		1
	16	506390240	Distanziale	Spacer		2
	17	201041020	Vite	Screw		1
	18	210000608	Indicatore di direzione	Turn indicator		1
	19	506370500	Distanziale	Spacer		1
	20	506370540	Distanziale	Spacer		1
	21	506399060	Dado	Nut		2
	22	504970360	Boccola	Bush		2
	23	506170280	Catadiottro	Reflector	U	2
	24	506170690	Piastrino	Plate	U	2
	25	202030015	Dado	Nut	U	2

EMESSO: 11 - 09 ISSUED: 11 - 09

TAVOLA
DRAWING

033 PORTATARGA NUMBER PLATE HOLDER

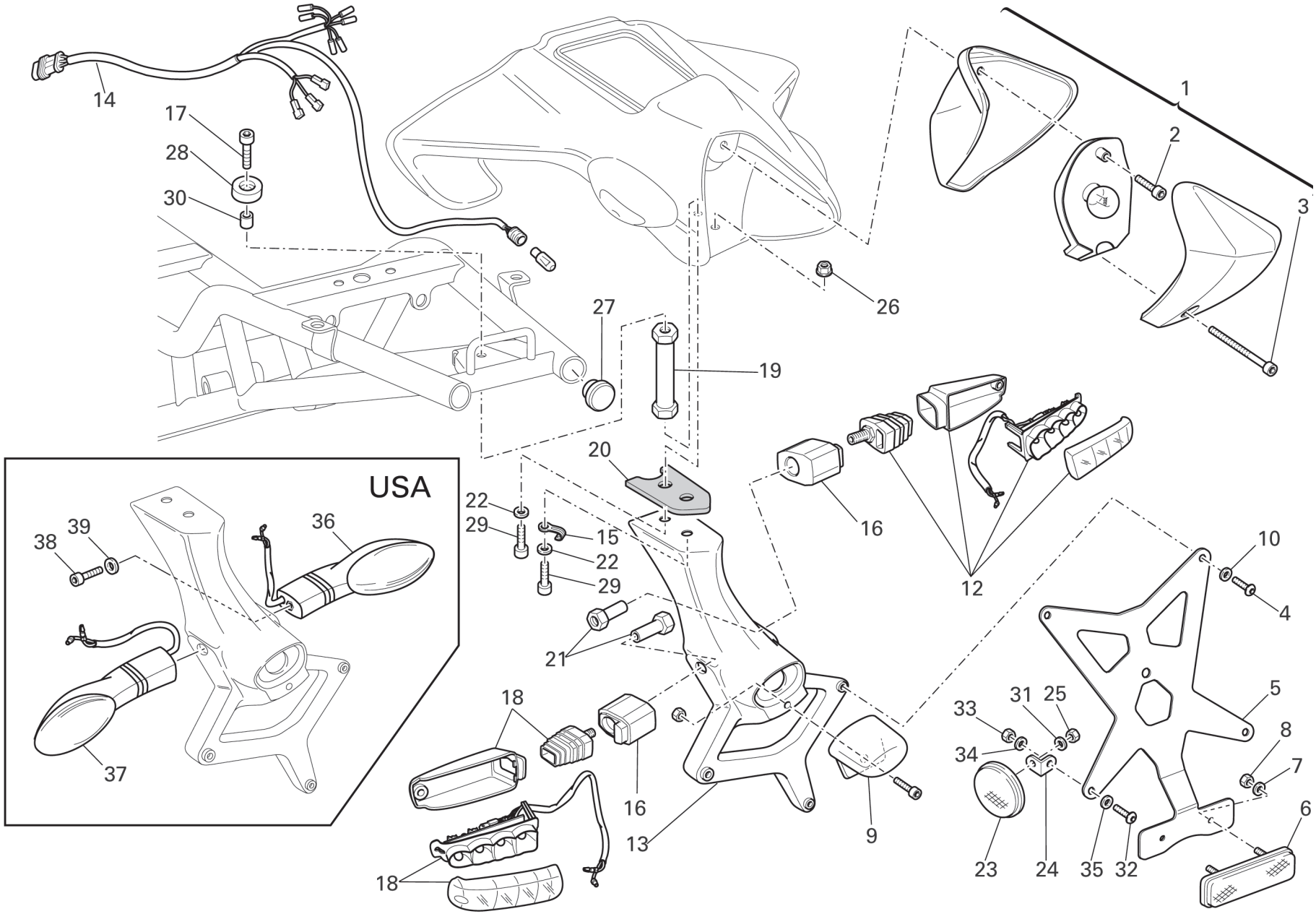

TAVOLA DRAWING **033** **PORTATARGA** **NUMBER PLATE HOLDER**

NOTE NOTES	POS. NO.	N.CODICE CODE NO.	DENOMINAZIONE	DESCRIPTION	MODELLO MODEL	Q.TA' Q.TY
	26	202090017	Dado	Nut		1
	27	214000107	Inserto	Insert		2
	28	214000036	Gommino	Rubber pad		1
	29	201041001	Vite	Screw		2
	30	502272090	Boccola	Bush		1
	31	203010029	Rondella	Washer	U	2
	32	201030113	Vite	Screw	U	2
	33	202030016	Dado	Nut	U	2
	34	203010032	Rondella	Washer	U	2
	35	203030019	Rondella	Washer	U	2
	36	210000713	Indicatore di direzione Dx.	R.H. turn indicator	U	1
	37	210000712	Indicatore di direzione Sx.	L.H. turn indicator	U	1
	38	201041006	Vite	Screw	U	2
	39	203010027	Rondella	Washer	U	2

EMESSO: 11 - 09 ISSUED: 11 - 09

TAVOLA
DRAWING

033a PORTATARGA NUMBER PLATE HOLDER

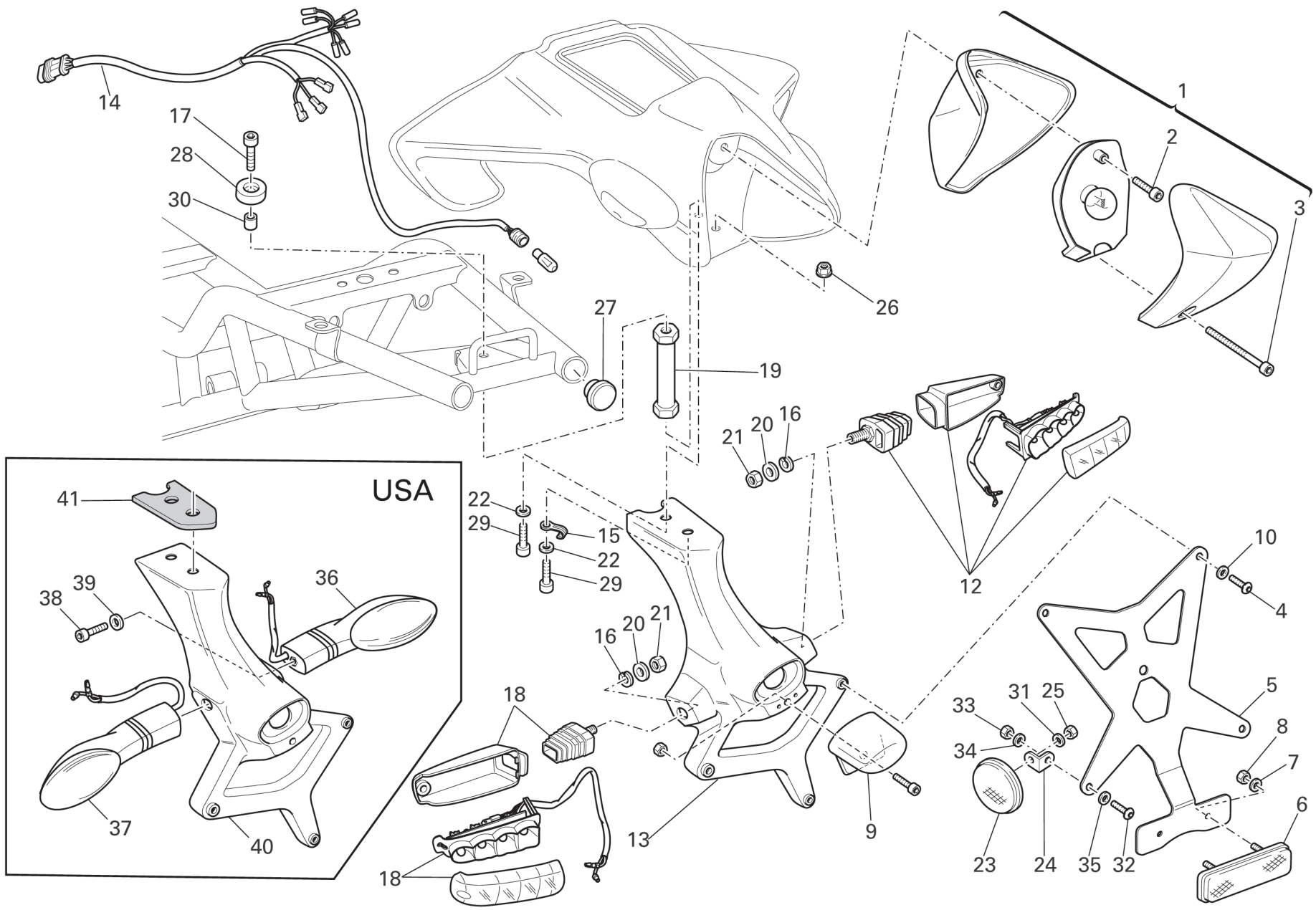

TAVOLA DRAWING **033a** **PORTATARGA** **NUMBER PLATE HOLDER**

NOTE NOTES	POS. NO.	N.CODICE CODE NO.	DENOMINAZIONE	DESCRIPTION	MODELLO MODEL	Q.TA' Q.TY
	1	210000584	Fanale posteriore	Tail light		1
	2	201040143	Vite	Screw		1
	3	201041029	Vite	Screw		1
	4	201030113	Vite	Screw		3
	5	506170140	Portatarga	Number plate holder		1
	6	506170240	Catadiottro	Reflector		1
	7	203010032	Rondella	Washer		2
	8	202030016	Dado	Nut		2
	9	210000588	Fanale illuminazione targa	Number plate light		1
	10	203030019	Rondella	Washer		3
	11	216000073	Dado	Nut		3
	12	210000609	Indicatore di direzione	Turn indicator		1
	13	506370370	Supporto targa	Numberplate holder		1
	13	506870220	Supporto targa (Plastica)	Numberplate holder (Plastic)		1
	14	506390100	Cablaggio posteriore	Rear wiring		1
	15	0940406206	Fascetta	Clamp		1
	16	203040011	Rosetta elastica	Spring washer		2
	17	201041020	Vite	Screw		1
	18	210000608	Indicatore di direzione	Turn indicator		1
	19	506370500	Distanziale	Spacer		1
	20	203010031	Rondella	Washer		2
	21	202010031	Dado	Nut		2
	22	504970360	Boccola	Bush		2
	23	506170280	Catadiottro	Reflector	U	2
	24	506170690	Piastrino	Plate	U	2
	25	202030015	Dado	Nut	U	2
	26	202090017	Dado	Nut		1

EMESSO: 11 - 09 ISSUED: 11 - 09

TAVOLA
DRAWING

033a PORTATARGA NUMBER PLATE HOLDER

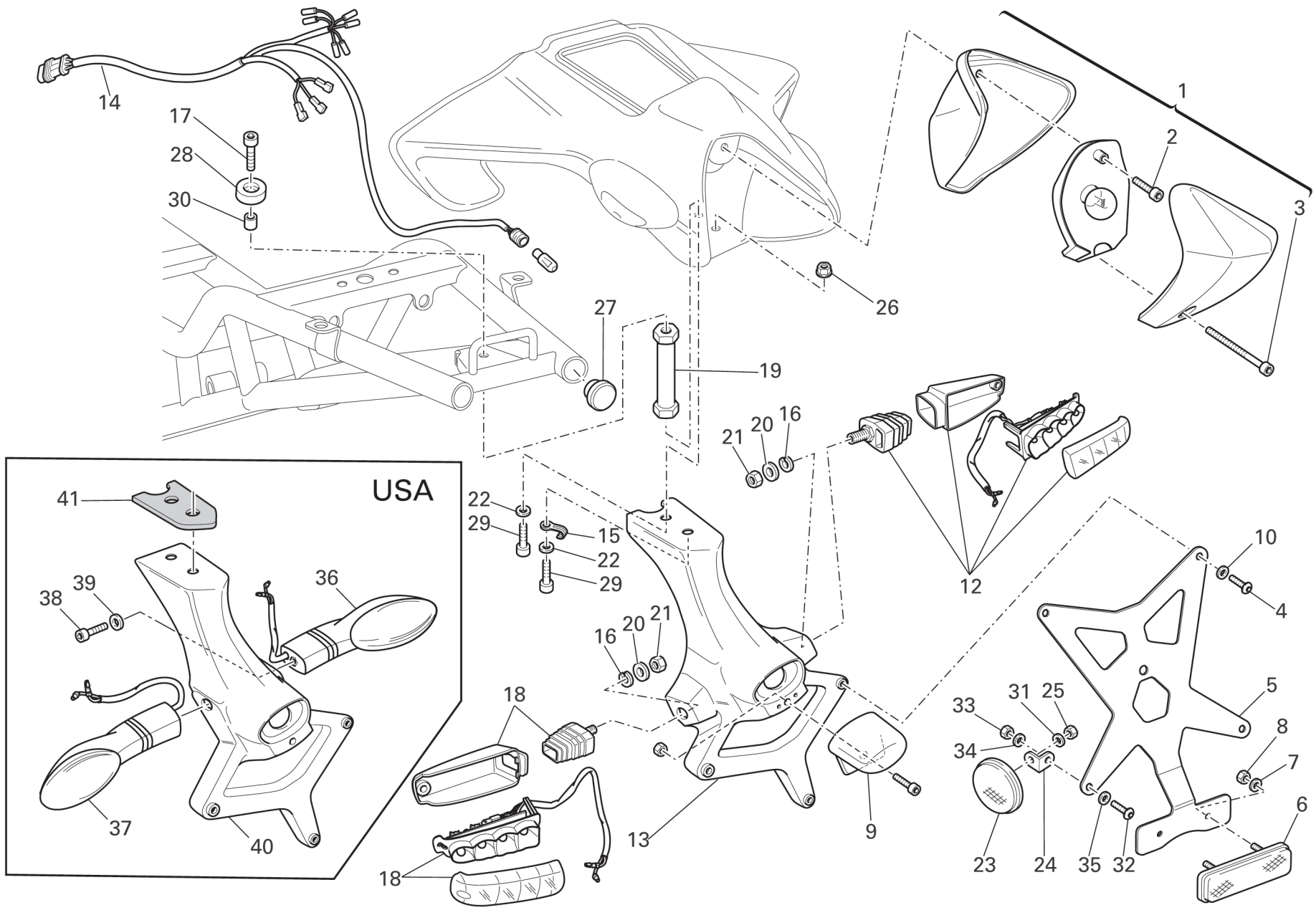

TAVOLA DRAWING **033a** **PORTATARGA** **NUMBER PLATE HOLDER**

NOTE NOTES	POS. NO.	N.CODICE CODE NO.	DENOMINAZIONE	DESCRIPTION	MODELLO MODEL	Q.TA' Q.TY
	27	214000107	Inserto	Insert		2
	28	214000036	Gommino	Rubber pad		1
	29	201041020	Vite	Screw		2
	30	502272090	Boccola	Bush		1
	31	203010029	Rondella	Washer	U	2
	32	201030113	Vite	Screw	U	2
	33	202030016	Dado	Nut	U	2
	34	203010032	Rondella	Washer	U	2
	35	203030019	Rondella	Washer	U	2
	36	210000713	Indicatore di direzione Dx.	R.H. turn indicator	U	1
	37	210000712	Indicatore di direzione Sx.	L.H. turn indicator	U	1
	38	201041006	Vite	Screw	U	2
	39	203010027	Rondella	Washer	U	2
	40	506370620	Supporto targa	Numberplate holder	U	1
	41	506370540	Distanziale	Spacer	U	1

EMESSO: 11 - 09 ISSUED: 11 - 09

TAVOLA
DRAWING

034 IMPIANTO ELETTRICO ELECTRIC SYSTEM

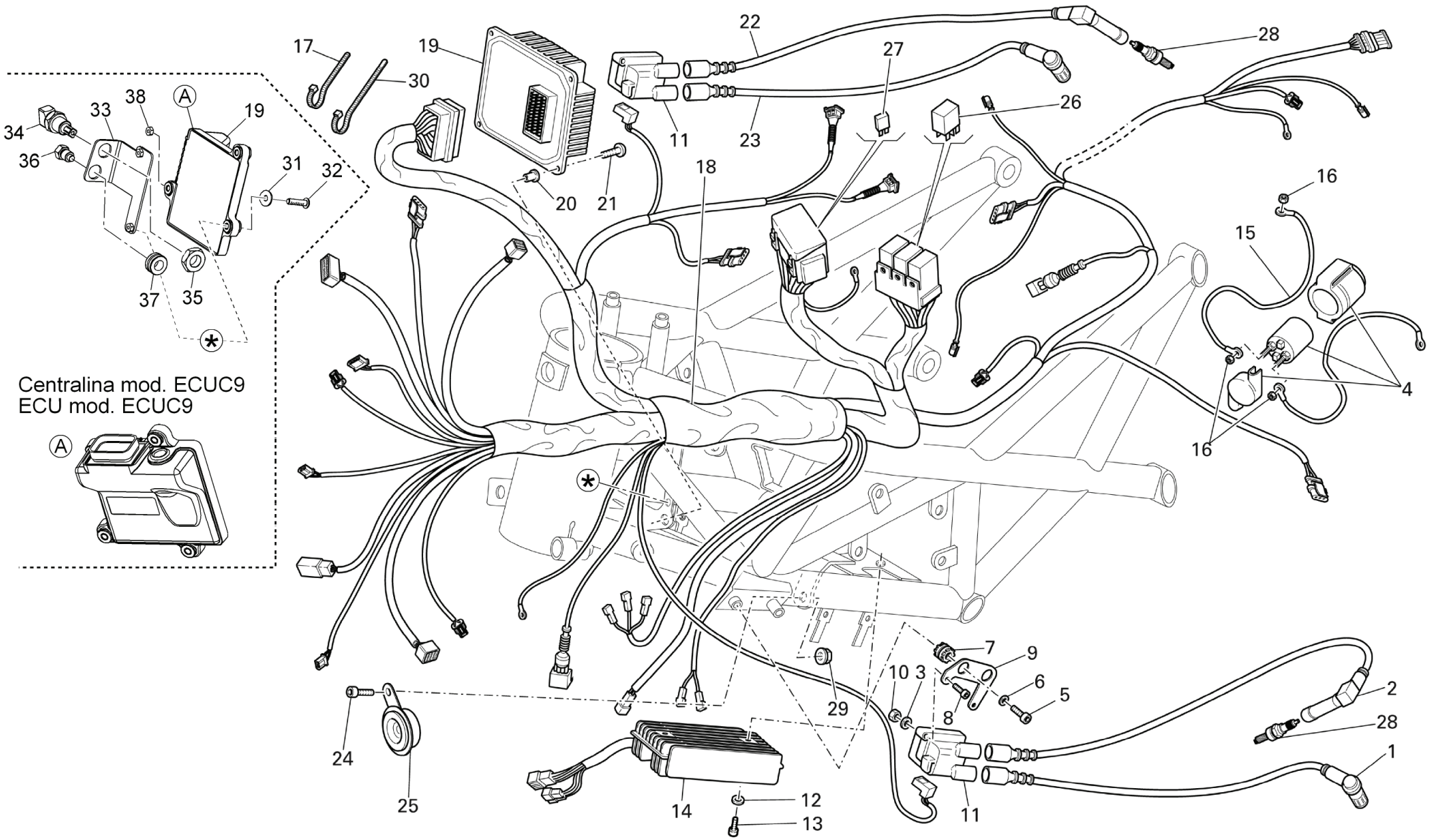

TAVOLA DRAWING **034** **IMPIANTO ELETTRICO** **ELECTRIC SYSTEM**

NOTE NOTES	POS. NO.	N.CODICE CODE NO.	DENOMINAZIONE	DESCRIPTION	MODELLO MODEL	Q.TA' Q.TY
	1	506190070	Cavo candela orizzontale sinistro	Horizontal spark plug cable - left		1
	2	506390070	Cavo candela orizzontale destro	Horizontal spark plug cable - right		1
	3	203010029	Rondella	Washer		4
	4	210000592	Teleruttore	Remote switch		1
	5	201030107	Vite	Screw		2
	6	506199100	Boccola	Bush		2
	7	216000075	Gommino antivibrante	Vibration damper pad		4
	8	201041018	Vite	Screw		4
	9	506190110	Supporto	Holder		2
	10	202030015	Dado	Nut		4
	11	210000715	Bobina	Coil		2
	12	203010027	Rondella	Washer		2
	13	201041020	Vite	Screw		2
	14	210000582	Regolatore di tensione	Voltage rectifier		1
	15	506390130	Cavo batteria-teleruttore	Battery-solenoid starter cable		1
	16	202090017	Dado	Nut		3
	17	216000086	Fascetta	Clamp		0
	18	506390090	Cablaggio elettrico	Electric wiring	1T5 - 2T5	1
	18	506390260	Cablaggio elettrico	Electric wiring	3T5	1
	19	506390270	Centralina elettronica	Computer unit	1T5 - 2T5	1
	19	506890020	Centralina elettronica mod. ECUC9	Computer unit mod. ECUC9	3T5	1
	20	175900010	Inserto	Insert	1T5 - 2T5	4
	21	201030116	Vite	Screw	1T5 - 2T5	4
	22	506390050	Cavo candela verticale destro	Vertical spark plug cable - right		1
	23	506390060	Cavo candela verticale sinistro	Vertical spark plug cable - left		1
	24	201041032	Vite	Screw		1

EMESSO: 11 - 09 ISSUED: 11 - 09

TAVOLA
DRAWING

034 IMPIANTO ELETTRICO ELECTRIC SYSTEM

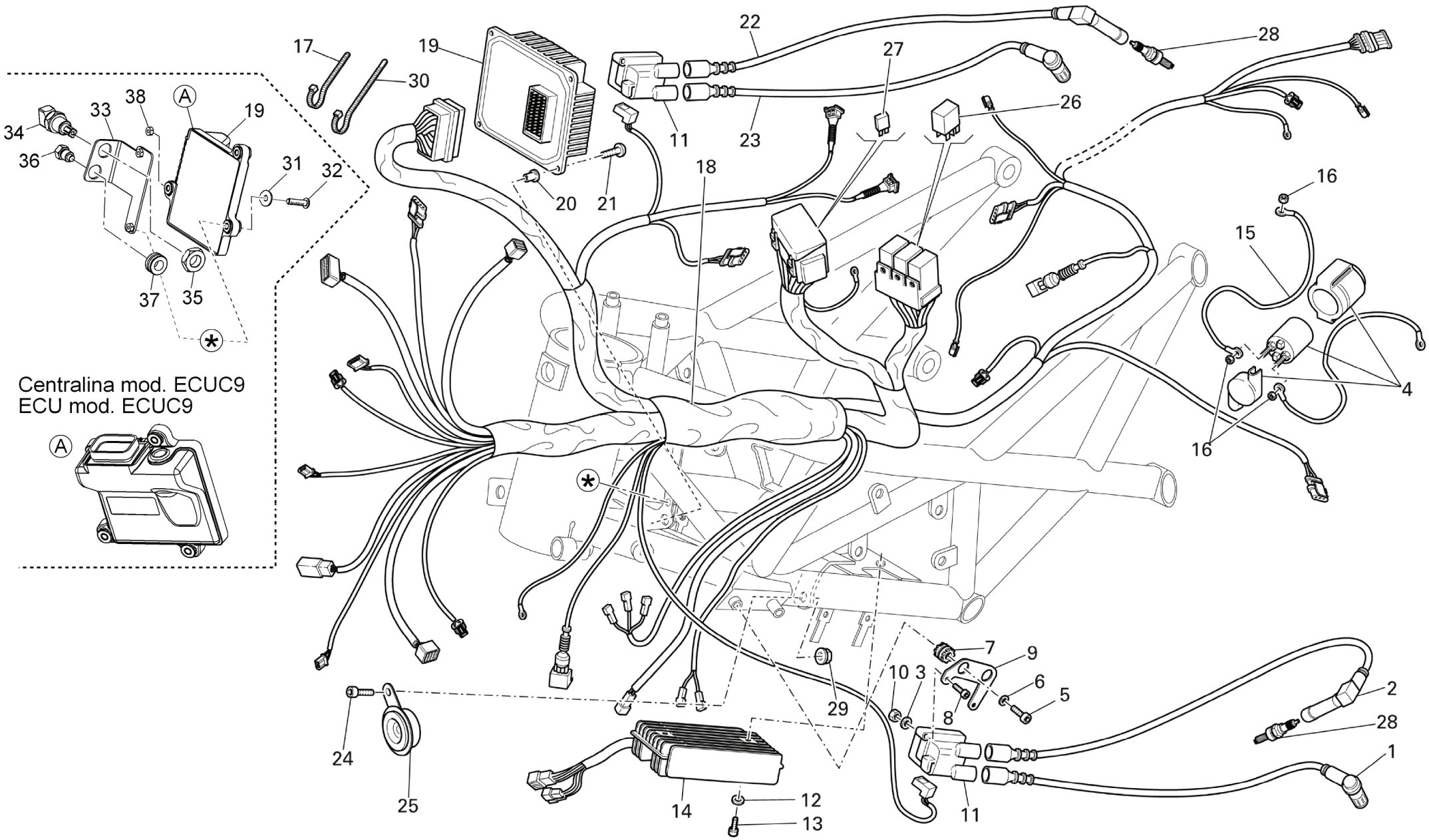

TAVOLA DRAWING **034** **IMPIANTO ELETTRICO** **ELECTRIC SYSTEM**

NOTE NOTES	POS. NO.	N.CODICE CODE NO.	DENOMINAZIONE	DESCRIPTION	MODELLO MODEL	Q.TA' Q.TY
	25	3350082F60	Avvisatore acustico	Horn		1
	26	210000733	Relais	Relay		3
	27	210000729	Minifusibile 15A	Mini-Fuse 15A		4
	27	210000730	Minifusibile 5A	Mini-Fuse 5A		1
	27	210000731	Minifusibile 7,5A	Mini-Fuse 7.5A		1
	27	210000732	Minifusibile 30A	Mini-Fuse 30A		1
	28	210000594	Candela (NGK)	Spark plug (NGK)		4
	28	210000734	Candela (CHAMPION)	Spark plug (CHAMPION)		4
	29	202090018	Dado	Nut		1
	30	216000087	Fascetta	Clamp		
	31	203030019	Rondella	Washer	3T5	3
	32	201030121	Vite M4x20	Screw	3T5	3
	33	506890010	Supporto sensori aria	Support of air sensors	3T5	1
	34	501090020	Sensore temperatura aria	Air temperature sensor	3T5	1
	35	505806090	Dado	Nut	3T5	1
	36	210000614	Sensore temperatura aria	Air temperature sensor	3T5	1
	37	212000020	Gommino	Rubber	3T5	1
	38	202030016	Dado	Nut	3T5	1

EMESSO: 11 - 09 ISSUED: 11 - 09

TAVOLA
DRAWING

035 SUPPORTO BATTERIA BATTERY BOX MOUNT

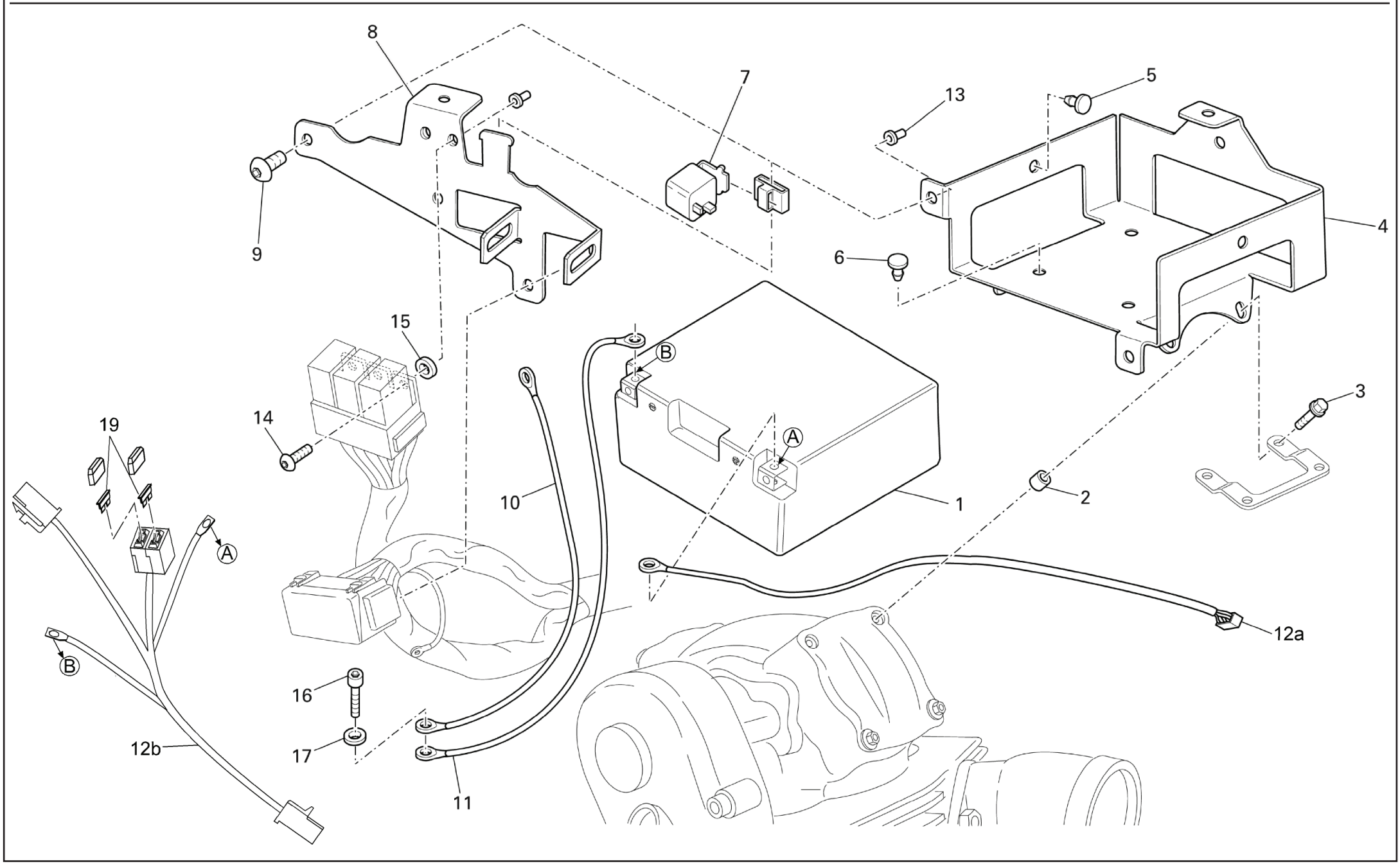

TAVOLA DRAWING **035** **SUPPORTO BATTERIA** **BATTERY BOX MOUNT**

NOTE NOTES	POS. NO.	N.CODICE CODE NO.	DENOMINAZIONE	DESCRIPTION	MODELLO MODEL	Q.TA' Q.TY
	1	210000581	Batteria	Battery		1
	2	506107110	Boccola	Bush		4
	3	201022004	Vite	Screw		4
	4	506390030	Supporto batteria	Battery box mount		1
	5	214000099	Tampone in gomma	Rubber pad		3
	6	214000105	Tampone	Pad		6
	7	210000718	Intermittenza	Flashing device		1
	8	506390040	Coperchio scatola	Case cover		1
	9	201030114	Vite	Screw		2
	10	506390120	Cavo massa telaio-motore	Frame-engine grounding cable		1
	11	506390150	Cavo massa batteria-motore	Battery-engine grounding cable		1
	12a	506390110	Cablaggio regolatore di tensione	Voltage rectifier wiring	1T5 - 2T5	1
	12b	506390110	Cablaggio regolatore di tensione (sostituisce 12a)	Voltage rectifier wiring (substitute 12a)	1T5 - 2T5 - 3T5	1
	13	216000081	Dado	Nut		2
	14	201030120	Vite	Screw		2
	15	203010029	Rondella	Washer		2
	16	201041017	Vite	Screw		1
	17	203010027	Rondella	Washer		1
	18	210000632	MidiFusibile da 25A	Midi-Fuse 25A		2

EMESSO: 11 - 09 ISSUED: 11 - 09

TAVOLA
DRAWING

036

CANISTER (Solo versione USA)

FUEL INFEED (USA version only)

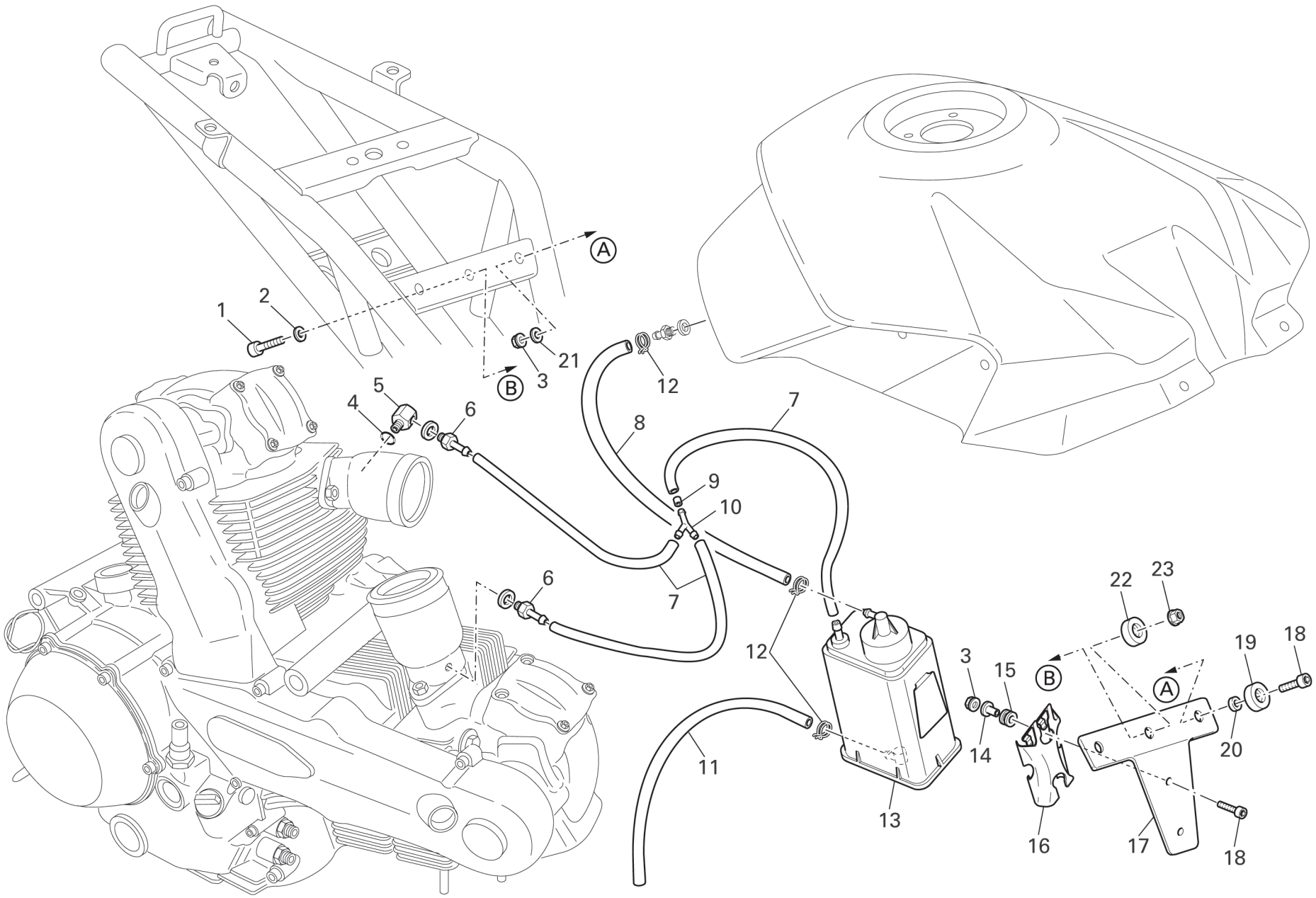

TAVOLA DRAWING **036** **CANISTER (Solo versione USA)** **FUEL INFEED (USA version only)**

NOTE NOTES	POS. NO.	N.CODICE CODE NO.	DENOMINAZIONE	DESCRIPTION	MODELLO MODEL	Q.TA' Q.TY
	1	201041001	Vite	Screw		1
	2	203010027	Rondella	Washer		1
	3	202030014	Dado	Nut		4
	4	204010044	Anello OR	O-Ring		1
	5	506306150	Raccordo	Union		1
	6	250000170	Raccordo	Union		2
	7	216000089	Tubo	Tube		3
	8	250000159	Tubo sfiato	Breather pipe		1
	9	250000161	Raccordo	Union		1
	10	216000088	Raccordo	Union		1
	11	101500008	Tubo	Tube		1
	12	215000049	Fascetta	Clamp		3
	13	42610071A	Filtro CANISTER	CANISTER filter		1
	14	250000167	Boccola	Bush		2
	15	250000166	Gommino antivibrante	Vibration damper pad		2
	16	250000160	Piastrino	Plate		1
	17	506304010	Piastrino	Plate		1
	18	201041020	Vite	Screw		4
	19	214000036	Gommino	Rubber pad		2
	20	502272090	Boccola	Bush		2
	21	203030017	Rosetta	Washer		2
	22	506370470	Boccola	Bush		1
	23	202090017	Dado	Nut		1

EMESSO: 11 - 09 ISSUED: 11 - 09

TAVOLA
DRAWING

037 ATTREZZI SPECIALI SPECIAL TOOLS

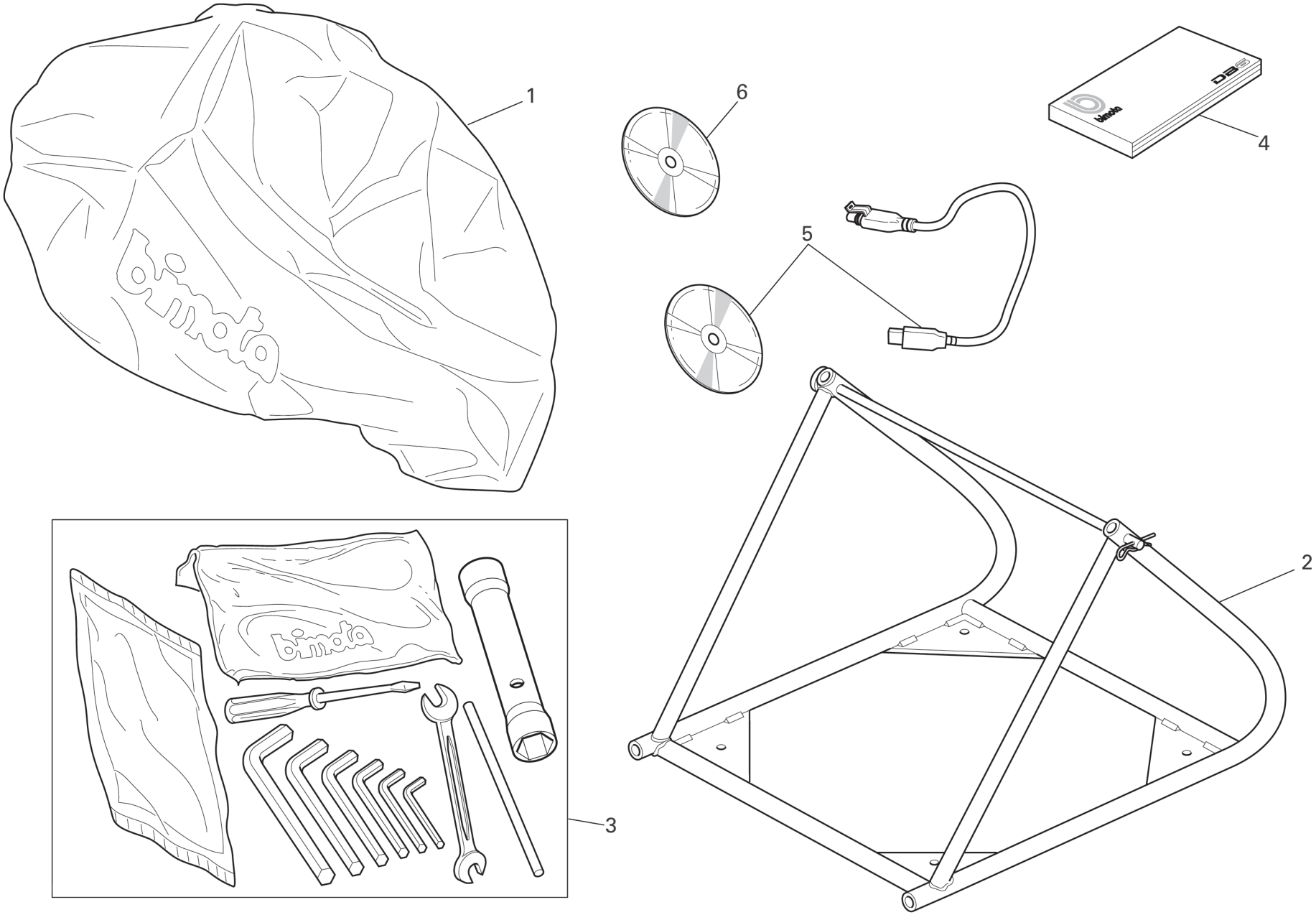

TAVOLA DRAWING **037** **ATTREZZI SPECIALI** **SPECIAL TOOLS**

NOTE NOTES	POS. NO.	N.CODICE CODE NO.	DENOMINAZIONE	DESCRIPTION	MODELLO MODEL	Q.TA' Q.TY
	1	215000743	Telo coprimoto	Motrocycle's canvas cover		1
	2	502297100	Cavalletto posteriore	Rear stand		1
	3	216000080	Borsa attrezzi	Tool bag		1
	4	217040015	Libretto uso e manutenzione	Owner's manual	I	1
	4	217040016	Libretto uso e manutenzione	Owner's manual	E - J - B	1
	4	217040018	Libretto uso e manutenzione	Owner's manual	U	1
	5	506190200	Interfaccia seriale + CD diagnostica	serial cable + diagnostic CD	1T5 - 2T5	1
	5	506290140	Kit Service Walbro (Cavo seriale + CD-ROM)	Walbro Service Kit (serial cable + CD-ROM)	3T5	1
	6	2170500010	CD "minitune"	CD "minitune"	1T5 - 2T5	1

EMESSO: 11 - 09 ISSUED: 11 - 09

BIMOTA S.p.A.
via Giaccaglia, 38 - 47900 Rimini - Italia
tel. +39 0541 391115 fax +39 0541 307429
Email: info@bimota.it
www.bimota.it